

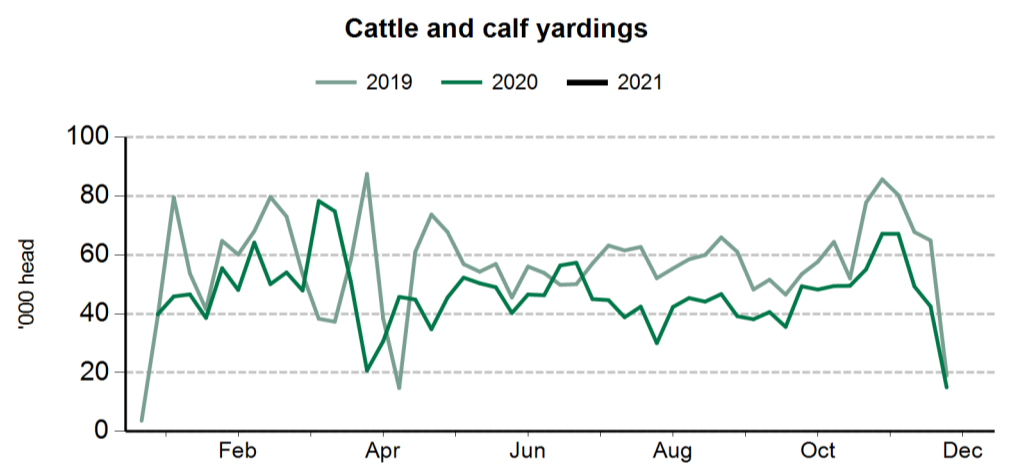
The following weekly statistical summary includes the following information:

- **Livestock movements**.....pages 1-2
  - Cattle yardings
  - Sheep yardings
  - Cattle slaughter
  - Sheep, lamb and goat slaughter
- **Cattle price indicators**.....pages 3-4
  - Saleyard indicators
  - Over-the-hook indicators
  - Live export indicators
- **Sheep and lamb indicators**.....pages 5-6
  - Saleyard indicators
  - Over-the-hook indicators
  - Live export indicators
- **General statistics**.....page 7
  - Over-the-hook goat indicators
  - Skin price indicators
  - Weekly US imported beef indicators

### Cattle movements

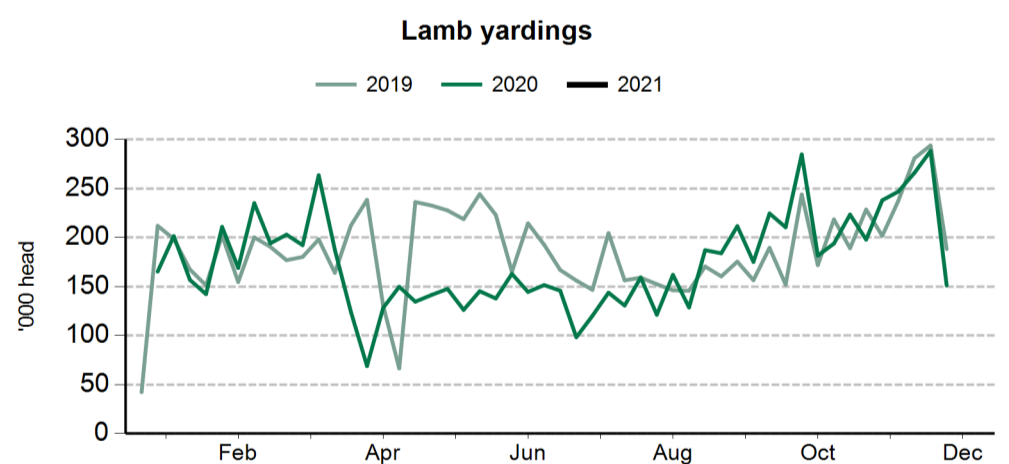
Cattle saleyard throughput		8 Jan 2021	1 Jan 2021	9 Jan 2020
Queensland	Cattle	299	79	4,928
NSW	Cattle	4,341	756	18,582
Victoria	Cattle	3,644	2,592	7,199
SA	Cattle	1,091	1,778	2,713
WA	Cattle	1,373	4,133	6,338
Tasmania	Cattle	nq	25	67

Cattle slaughter		1 Jan 2021	9 Jan 2020
Queensland	Cattle	26,591	49,359
	Calves	81	278
NSW	Cattle	18,006	31,302
	Calves	1,099	2,286
Victoria	Cattle	16,970	29,422
	Calves	421	842
SA	Cattle	3,213	4,101
	Calves	0	1
Tasmania	Cattle	2,730	5,067
	Calves	29	0

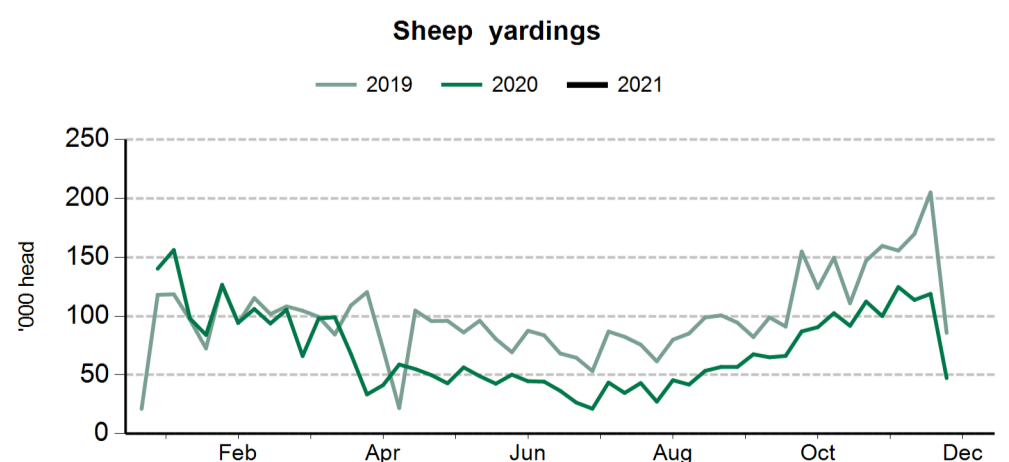


### Smallstock movements

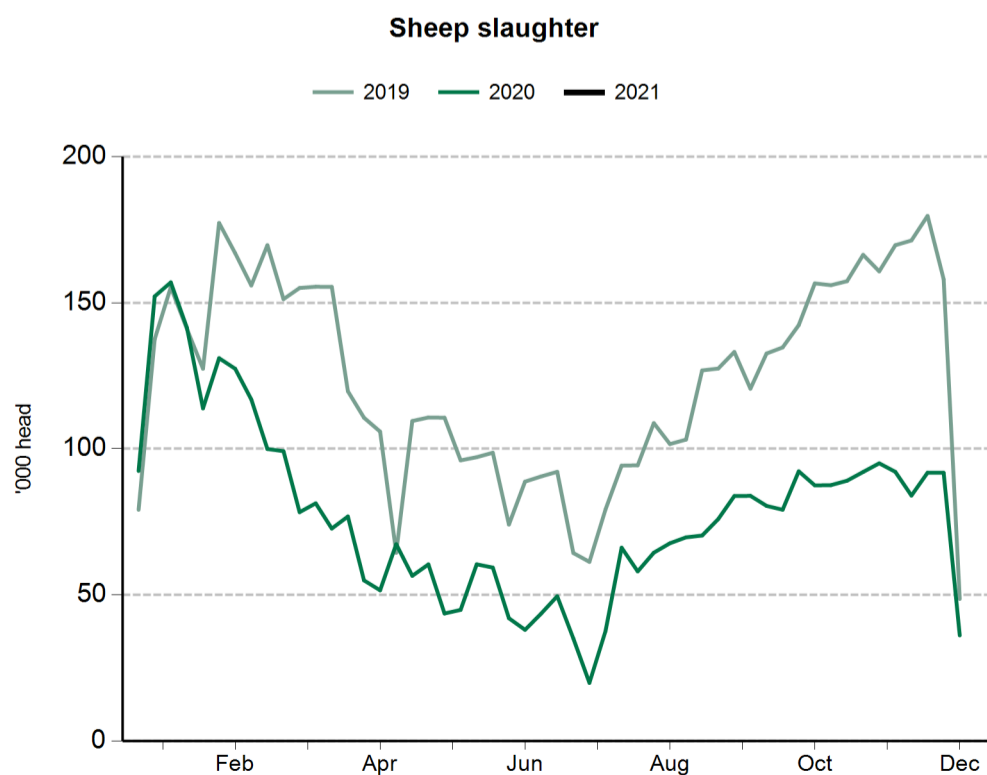
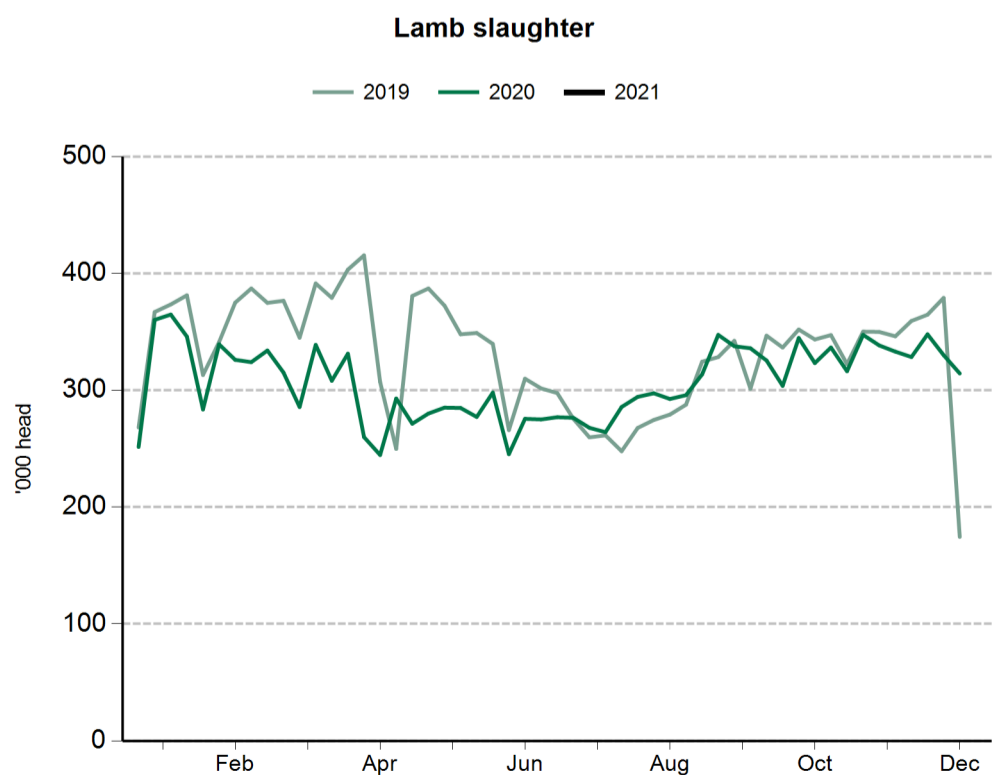
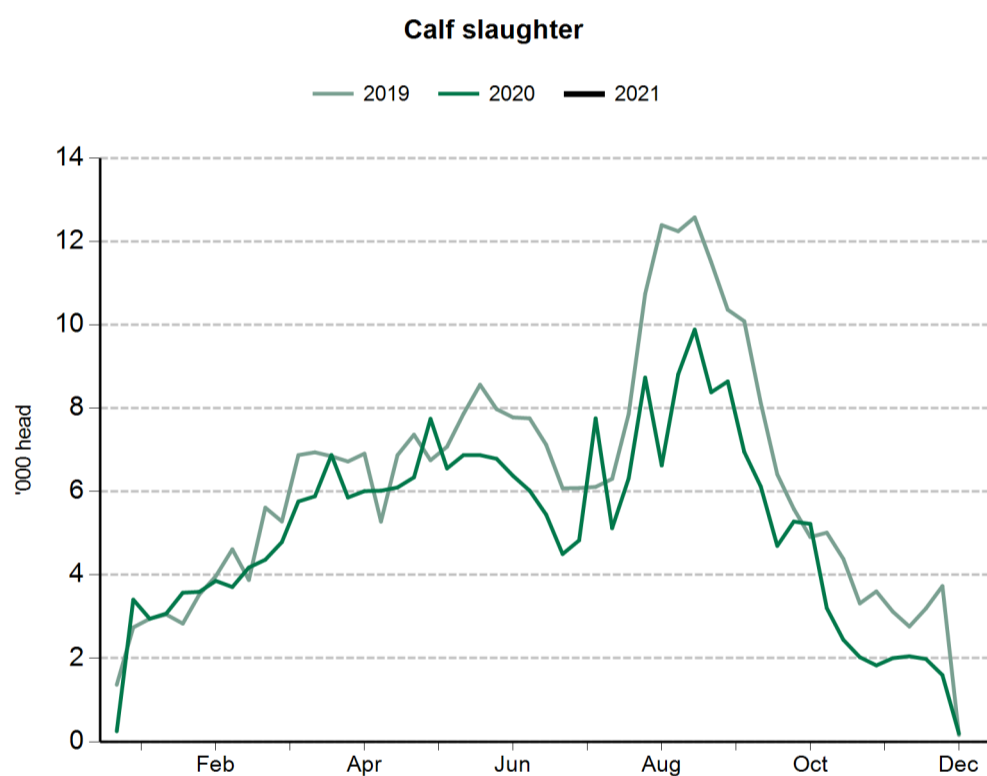
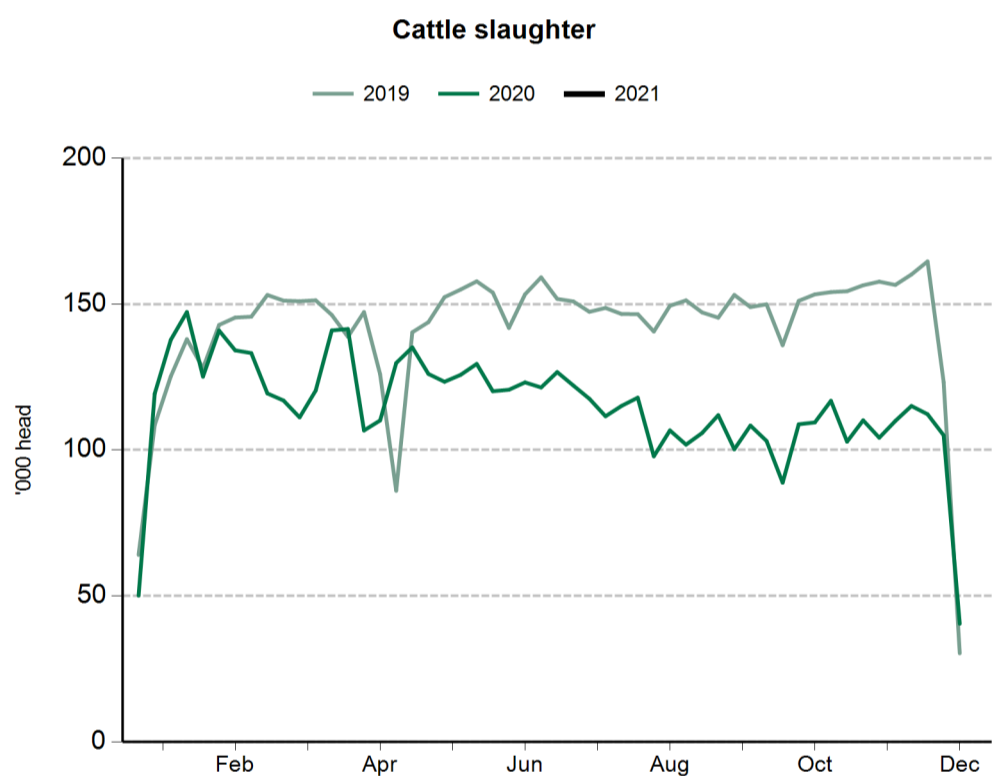
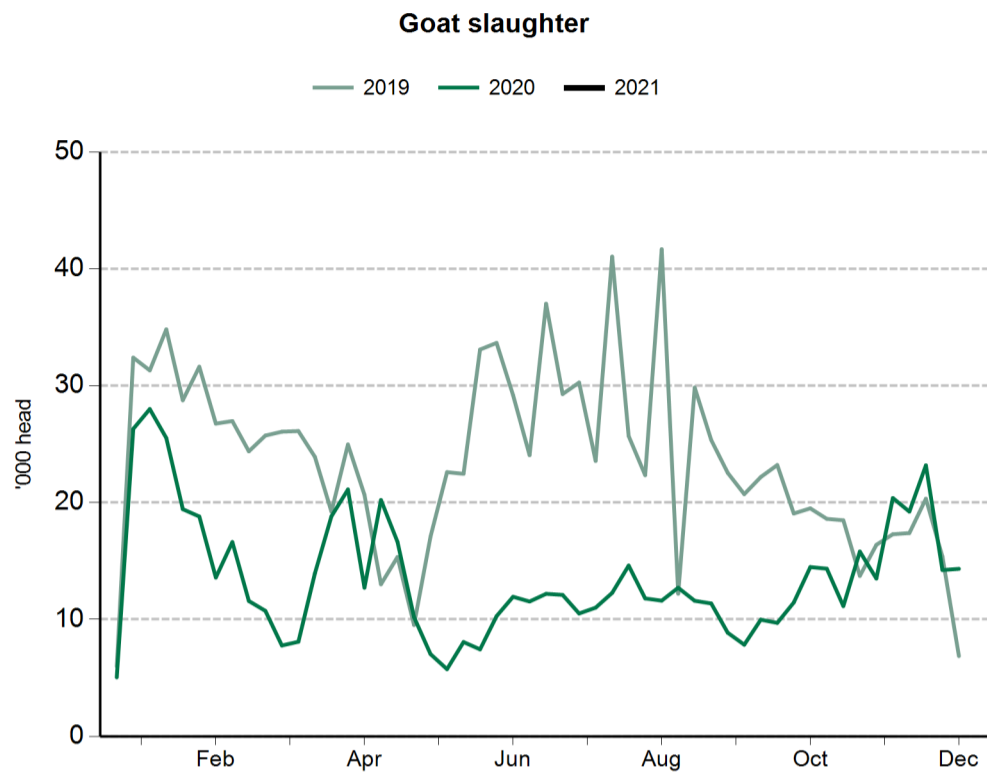
Sheep and lamb saleyard throughput		8 Jan 2021	1 Jan 2021	9 Jan 2020
NSW	Lambs	44,151	62,612	93,143
	Sheep	11,647	19,267	58,448
Victoria	Lambs	57,891	55,148	44,288
	Sheep	19,986	13,540	49,055
SA	Lambs	15,674	12,882	14,592
	Sheep	3,319	5,139	3,054
WA	Lambs	4,250	8,301	10,000
	Sheep	4,703	13,178	26,631
Tasmania	Lambs	2,679	969	1,400
	Sheep	2,981	1,079	2,400



Sheep and lamb slaughter		1 Jan 2021	9 Jan 2020
Queensland	Lambs	1,661	1,327
	Sheep	1,045	122
NSW	Lambs	93,031	100,533
	Sheep	37,744	71,435
Victoria	Lambs	131,690	203,677
	Sheep	41,752	62,555
SA	Lambs	55,506	49,137
	Sheep	881	12,457
Tasmania	Lambs	5,279	5,621
	Sheep	2,139	5,595



Goat slaughter		1 Jan 2021	9 Jan 2020
Queensland	Goats	7,853	6,904
NSW	Goats	1,121	1,287
Victoria	Goats	4,763	15,324
SA	Goats	4,348	2,792
Tasmania	Goats	nq	nq



#### Cattle prices

National saleyard indicators	Live weight	Muscle/Fat	Unit	12 Jan 2021	13 Jan 2020
Restocker Steer	200-280kg	C2	¢/kg lwt	526	252
Feeder Steer	330-400kg	C2	¢/kg lwt	441	275
Vealer Steer	280-330kg	C2	¢/kg lwt	449	301
			¢/kg cwt	865	583
Trade Steer	330-400kg	C3	¢/kg lwt	428	273
			¢/kg cwt	791	518
Medium Steer	400-500kg	C3	¢/kg lwt	375	268
			¢/kg cwt	703	515
Heavy Steer	500-600kg	C4	¢/kg lwt	374	278
			¢/kg cwt	696	514
Medium Cow	400-520kg	D3	¢/kg lwt	269	189
			¢/kg cwt	532	390
<b>Eastern Young Cattle Indicator (EYCI)</b>			¢/kg cwt	830.75	486.75

Eastern states OTH indicators	Carcass weight	Muscle	Unit	8 Jan 2021	16 Jan 2020
Trade steer	240-260kg	A-C	¢/kg cwt	621	511
Medium steer	260-280kg	A-C	¢/kg cwt	640	531
Heavy steer	300-400kg	A-C	¢/kg cwt	649	539
Medium cow	260-280kg	A-E	¢/kg cwt	536	419
MSA trade steer	240-260kg	A-C	¢/kg cwt	665	562

Feeder cattle indicators - paddock sales	Unit	9 Jan 2020
<b>Domestic</b>		
Steers 280-350kg	¢/kg lwt	293
Heifers 280-350kg	¢/kg lwt	278
<b>Export</b>		
Shortfed 100-120 DOF	¢/kg lwt	325
Mediumfed 120-220 DOF	¢/kg lwt	328
Longfed 220+ DOF	¢/kg lwt	330

State saleyard indicators				Queensland		NSW		Victoria		SA		Tasmania	
Category	Live weight	Muscle/Fat	Unit	12 Jan 2021	13 Jan 2020	12 Jan 2021	13 Jan 2020	12 Jan 2021	13 Jan 2020	12 Jan 2021	13 Jan 2020	12 Jan 2021	13 Jan 2020
Restocker Steer	200-280kg	C2	¢/kg lwt	537	251	518	255	nq	nq	nq	210	nq	nq
Feeder Steer	330-400kg	C2	¢/kg lwt	463	279	440	274	392	251	nq	nq	nq	nq
Vealer Steer	280-330kg	C2	¢/kg lwt	nq	277	496	271	439	263	nq	240	406	nq
			¢/kg cwt	nq	503	925	511	798	510	nq	469	796	nq
Trade Steer	330-400kg	C3	¢/kg lwt	nq	277	458	274	412	272	395	272	nq	nq
			¢/kg cwt	nq	504	830	497	761	528	768	544	nq	nq
Medium Steer	400-500kg	C3	¢/kg lwt	402	256	352	266	389	266	390	262	366	nq
			¢/kg cwt	731	474	656	500	733	515	731	525	678	nq
Heavy Steer	500-600kg	C4	¢/kg lwt	nq	nq	359	265	383	285	330	nq	nq	nq
			¢/kg cwt	nq	nq	653	486	718	527	660	nq	nq	nq
Medium Cow	400-520kg	D3	¢/kg lwt	279	190	281	183	nq	214	nq	nq	nq	182
			¢/kg cwt	552	383	567	384	nq	430	nq	nq	nq	396

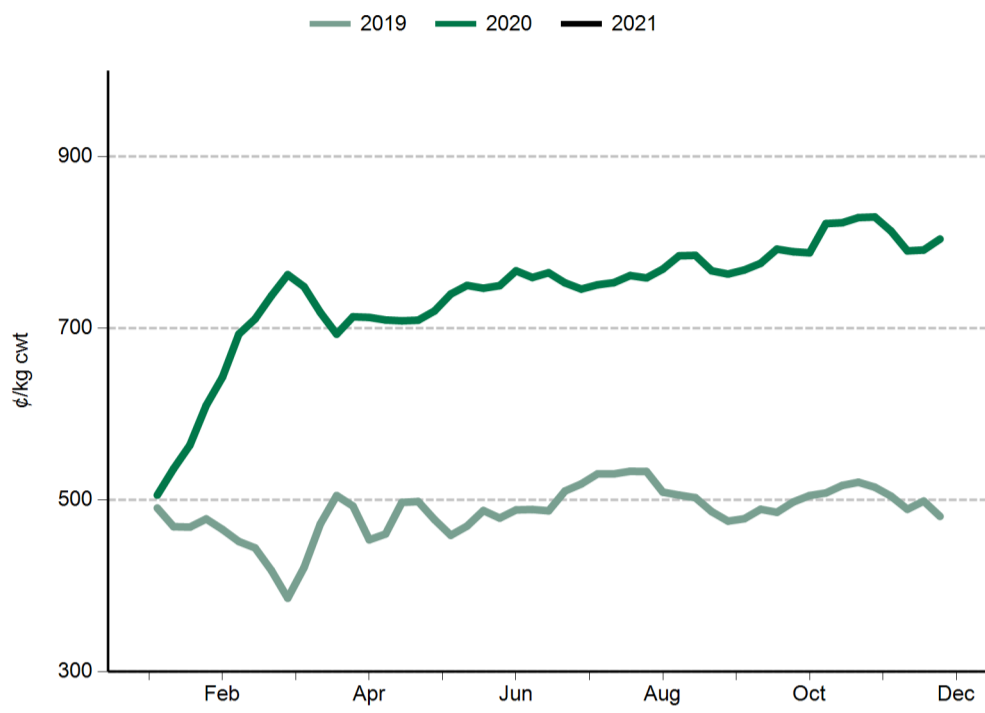
State over-the-hooks indicators				Queensland		NSW		Victoria		SA		Tasmania	
Category	Carcass weight	Muscle	Unit	8 Jan 2021	16 Jan 2020	8 Jan 2021	16 Jan 2020	8 Jan 2021	16 Jan 2020	8 Jan 2021	16 Jan 2020	8 Jan 2021	16 Jan 2020
Trade steer	240-260kg	A-C	¢/kg cwt	643	541	632	508	668	533	nq	nq	540	462
Medium steer	260-280kg	A-C	¢/kg cwt	643	544	627	505	649	543	nq	nq	nq	nq
Heavy steer	300-400kg	A-C	¢/kg cwt	653	554	637	515	655	549	nq	nq	nq	nq
Medium cow	260-280kg	A-E	¢/kg cwt	558	429	550	416	515	425	557	419	497	408
MSA trade steer	240-260kg	A-C	¢/kg cwt	665	558	665	566	nq	nq	nq	nq	nq	nq

WA saleyard indicators	Unit	12 Jan 2021	13 Jan 2020
WYCI	¢/kg cwt	830	542
Medium Steer	¢/kg lwt	386	274
Medium Cow	¢/kg lwt	260	189

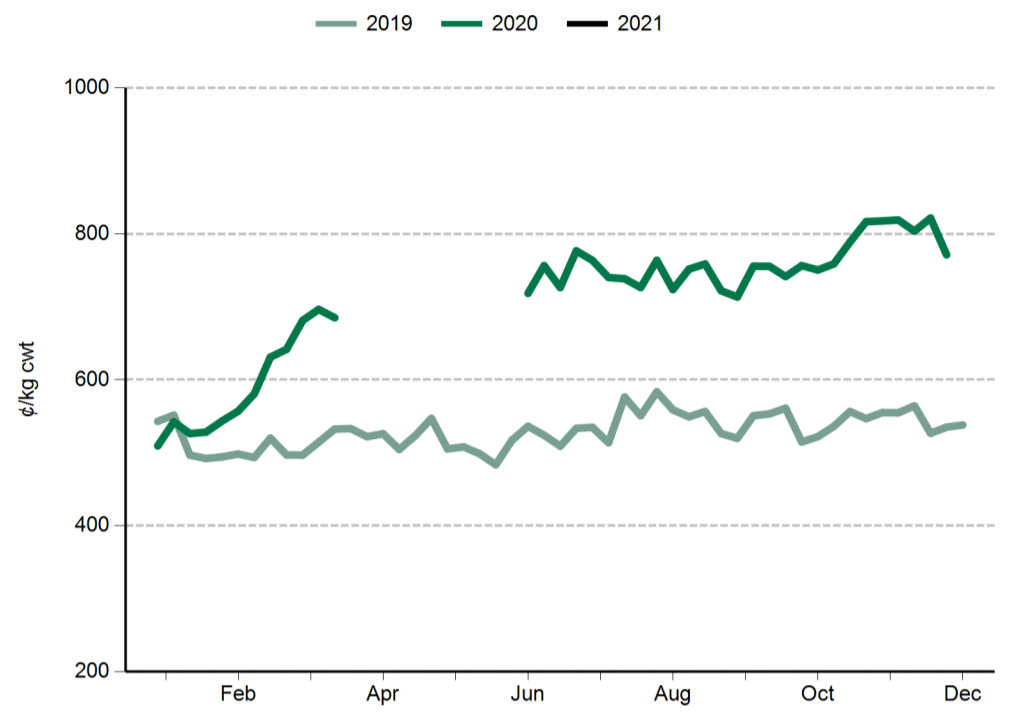
WA over-the-hooks indicators	Unit	8 Jan 2021	16 Jan 2020
Grassfed yearling	¢/kg cwt	700	560
Grainfed yearling	¢/kg cwt	700	560
MSA yearling	¢/kg cwt	710	580

Live Export Price Quotes			Unit	1 Jan 2021	9 Jan 2020
Light Steer	260 - 360 kg	Townsville	¢/kg lwt	nq	310
	260 - 360 kg	Darwin	¢/kg lwt	355	330
Light Heifer	260 - 360 kg	Townsville	¢/kg lwt	nq	265
	260 - 360 kg	Darwin	¢/kg lwt	320	305

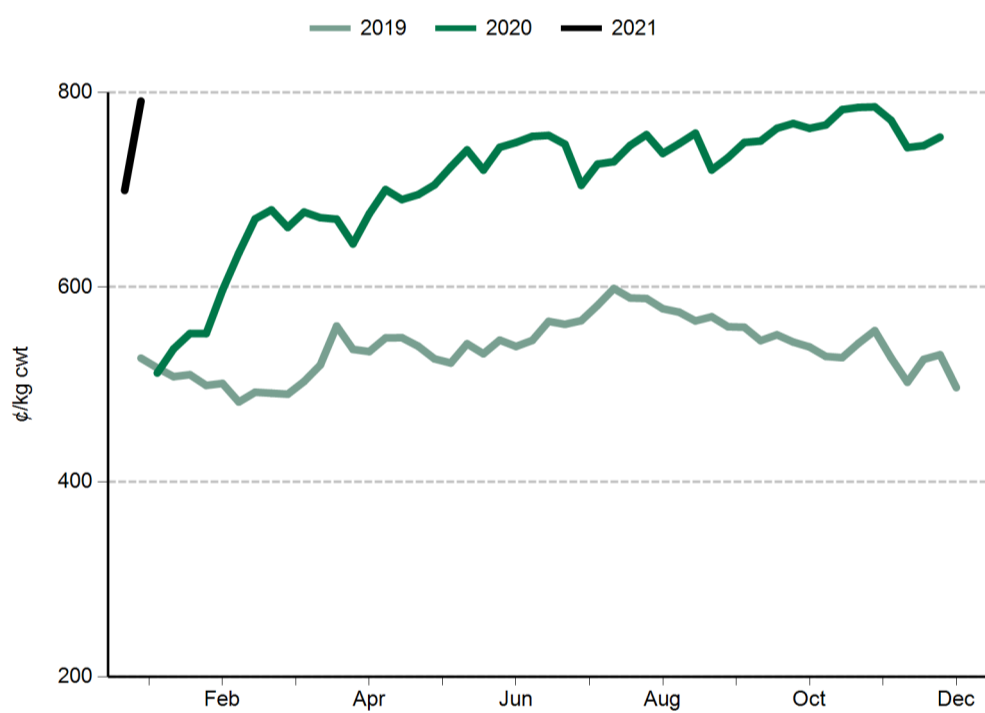
**Eastern Young Cattle Indicator (EYCI)**



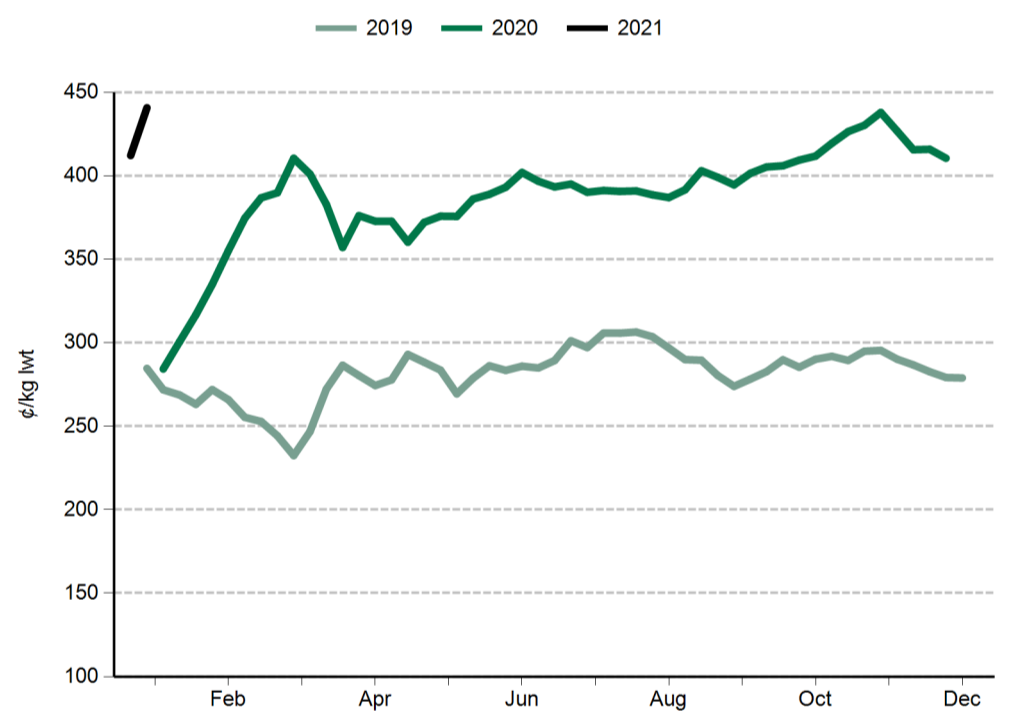
**Western Young Cattle Indicator (WYCI)**



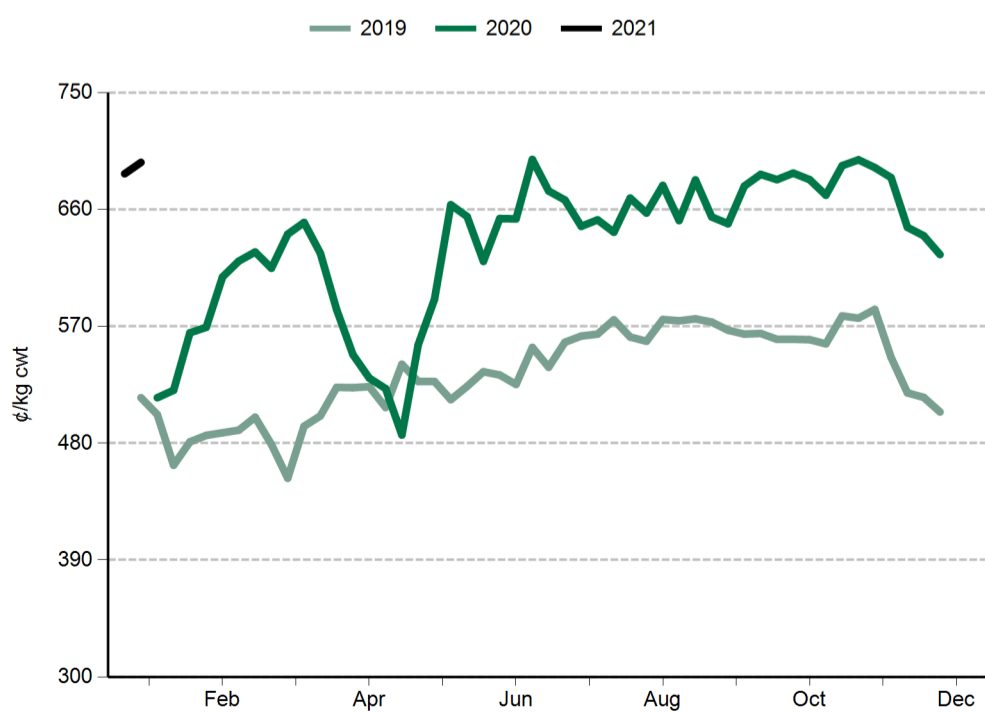
**Trade steer**



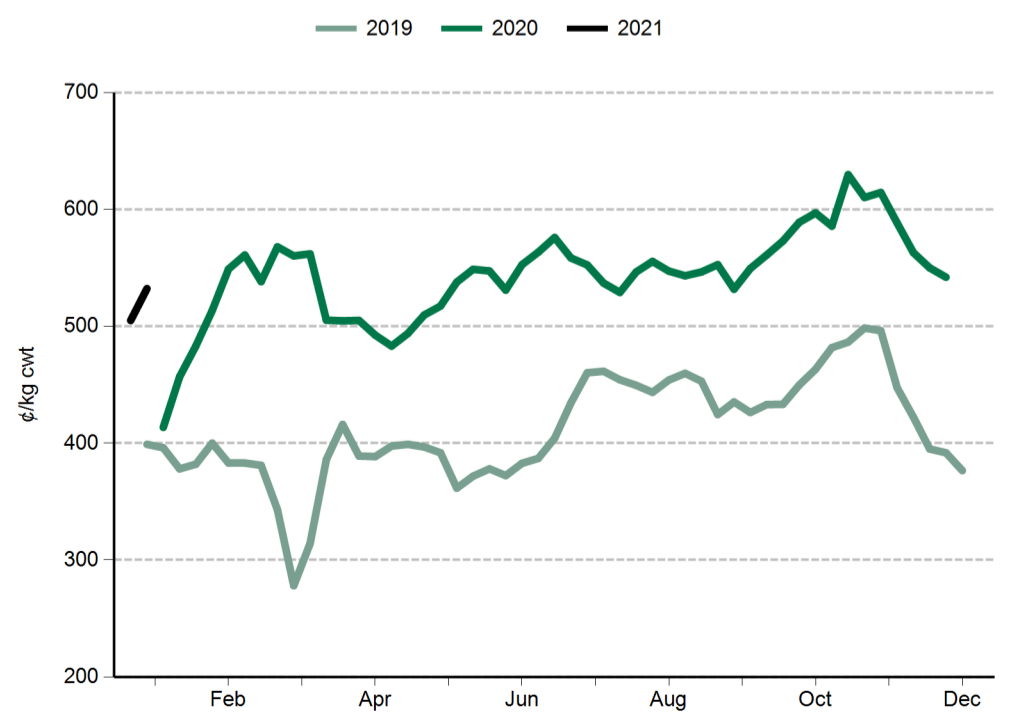
**Feeder steer**



**Heavy steer**



**Medium cow**



#### Sheep and lamb prices

Eastern States Trade Lamb Indicator (¢/kg cwt)	12 Jan 2021	13 Jan 2020
ESTLI	861	725

National saleyard sheep and lamb indicators (¢/kg cwt)		12 Jan 2021	13 Jan 2020
Merino lamb	16-22kg	748	697
Restocker/feeder lamb	0-18kg	961	713
Light lamb	12-18kg	879	718
Trade lamb	18-22kg	845	717
Heavy lamb	22+kg	834	728
Mutton	18-24kg	603	549

National OTH sheep and lamb indicators (¢/kg cwt)		8 Jan 2021	16 Jan 2020
Medium trade lamb	18-20kg	733	703
Heavy trade lamb	20-22kg	734	721
Heavy lamb	22-24kg	736	727
Mutton	18-24kg	543	536

State saleyard sheep and lamb indicators (¢/kg cwt)		Victoria		NSW		SA		WA		Tasmania	
		12 Jan 2021	13 Jan 2020	12 Jan 2021	13 Jan 2020	12 Jan 2021	13 Jan 2020	12 Jan 2021	13 Jan 2020	12 Jan 2021	13 Jan 2020
Merino lamb	16-22kg	748	698	744	708	764	668	705	nq	nq	nq
Restocker/feeder lamb	0-18kg	954	743	1005	767	970	633	637	493	1082	603
Light lamb	12-18kg	927	726	889	753	826	678	707	598	nq	653
Trade lamb	18-22kg	872	713	867	749	818	665	715	618	784	653
Heavy lamb	22+kg	845	736	846	726	785	698	724	661	740	658
Mutton	18-24kg	613	607	646	571	606	522	522	389	636	503

Over-the-hooks sheep and lamb indicators (¢/kg cwt)		Victoria		NSW		SA		WA		Tasmania	
		8 Jan 2021	16 Jan 2020	8 Jan 2021	16 Jan 2020	8 Jan 2021	16 Jan 2020	8 Jan 2021	16 Jan 2020	8 Jan 2021	16 Jan 2020
Medium trade lamb	18-20kg	735	718	705	658	800	720	690	715	nq	nq
Heavy trade lamb	20-22kg	740	718	705	730	800	720	690	715	nq	nq
Heavy lamb	22-24kg	750	740	705	730	800	723	690	715	nq	nq
Mutton	18-24kg	583	558	545	563	540	562	503	460	nq	nq

Live export price quotes (A\$/head)		5 Jan 2021	13 Jan 2020
Live wether	Muchea	nq	nq

#### Glossary:

**cwt** – carcase weight

**lwt** – live weight

**OTH** – over-the-hooks. Refers to the marketing of cattle/sheep/lambs directly from the farm to an abattoir where a producer is paid for the value of the carcase based on a sliding grid.

**CIF** – Cost, insurance, freight. The quoted price for the goods including freight and insurance costs delivered to final destination.

**C&F** – Cost and freight. Refers to the quoted price for the goods, including freight to the delivery point, but not insurance.

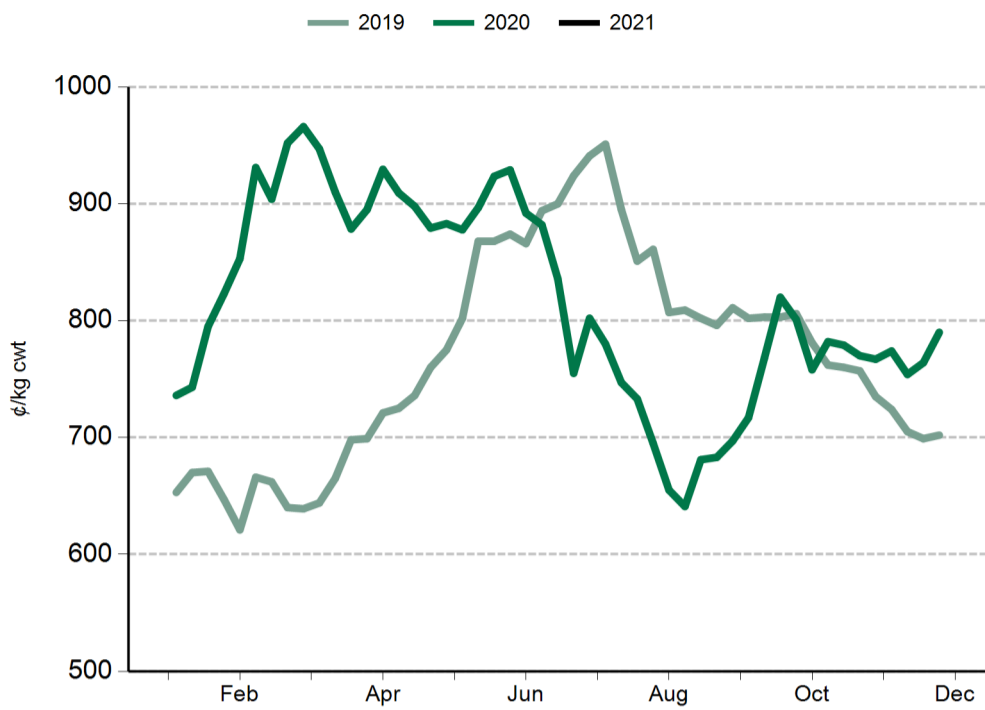
**FAS** – Free alongside ship. Refers to export price quotes where the seller is obliged to pay warehouse services, packing, inland freight and port charges, but not placement of goods onto the ship. The buyer is obliged to pay overseas freight, charges in foreign port, customs duties, quarantine and delivery to final destination. (See also 'FOB').

**EYCI** – Eastern Young Cattle Indicator. A seven day rolling average from 24 saleyards across NSW, Victoria and Queensland. It includes vealer and yearling heifers and steers, grade score C2 or C3, with live weight from 200kg.

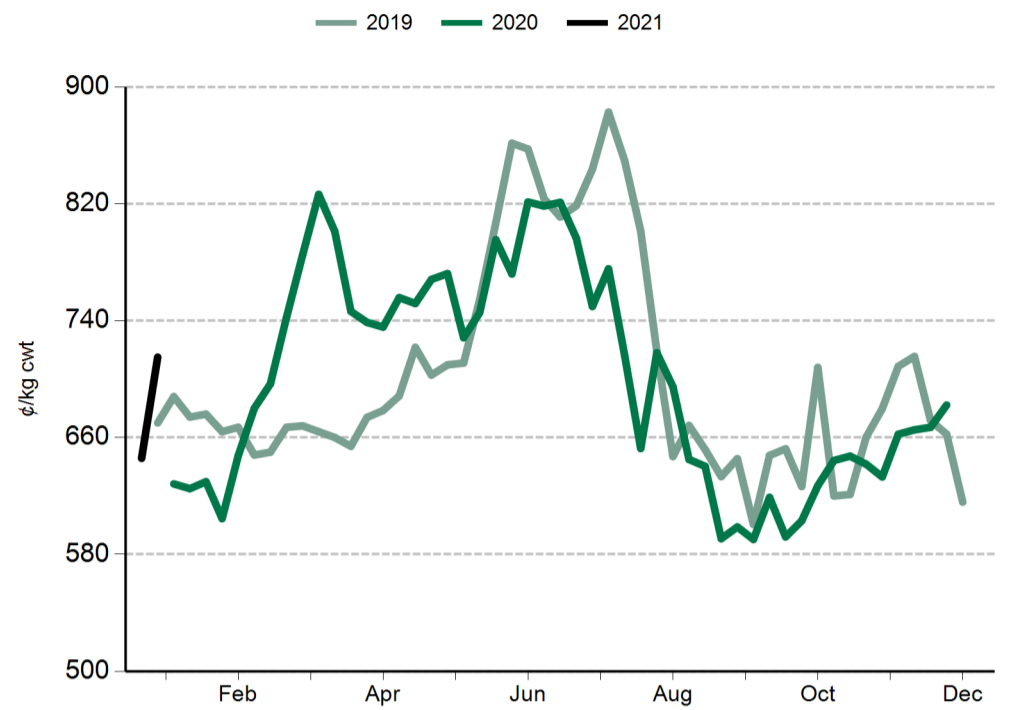
**WYCI** – Western Young Cattle Indicator. A benchmark of the value of young cattle in WA saleyards. It includes vealer and yearling heifers and steers, grade score C2 or C3, 180kg+ live weight.

**All data is collected by MLA's NLRS, unless specified otherwise.**

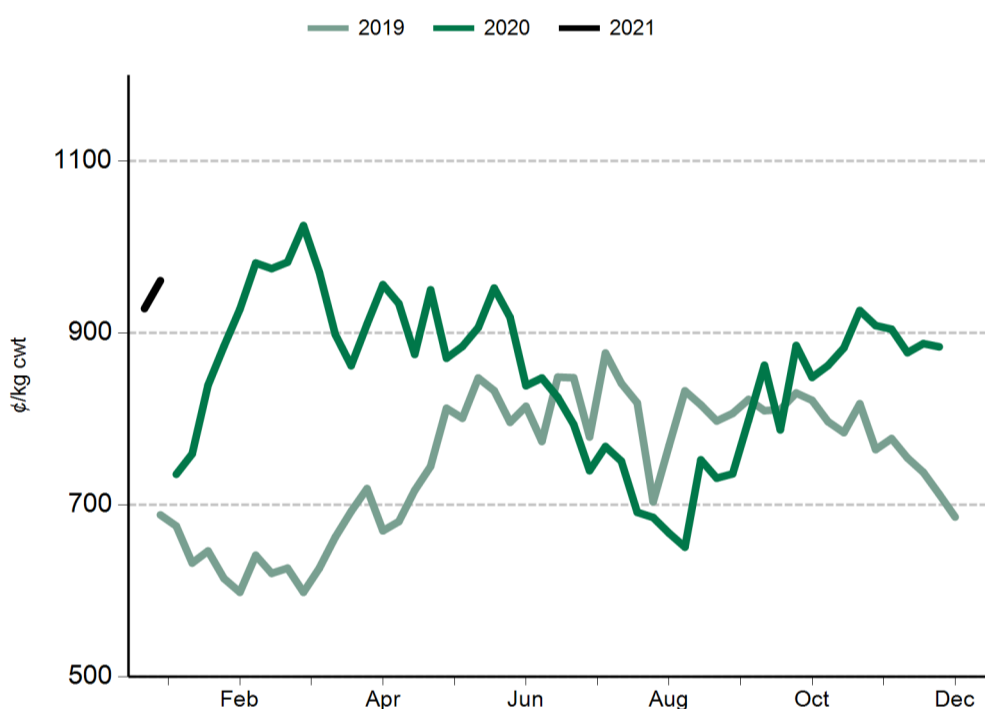
**Eastern States Trade Lamb Indicator (ESTLI)**



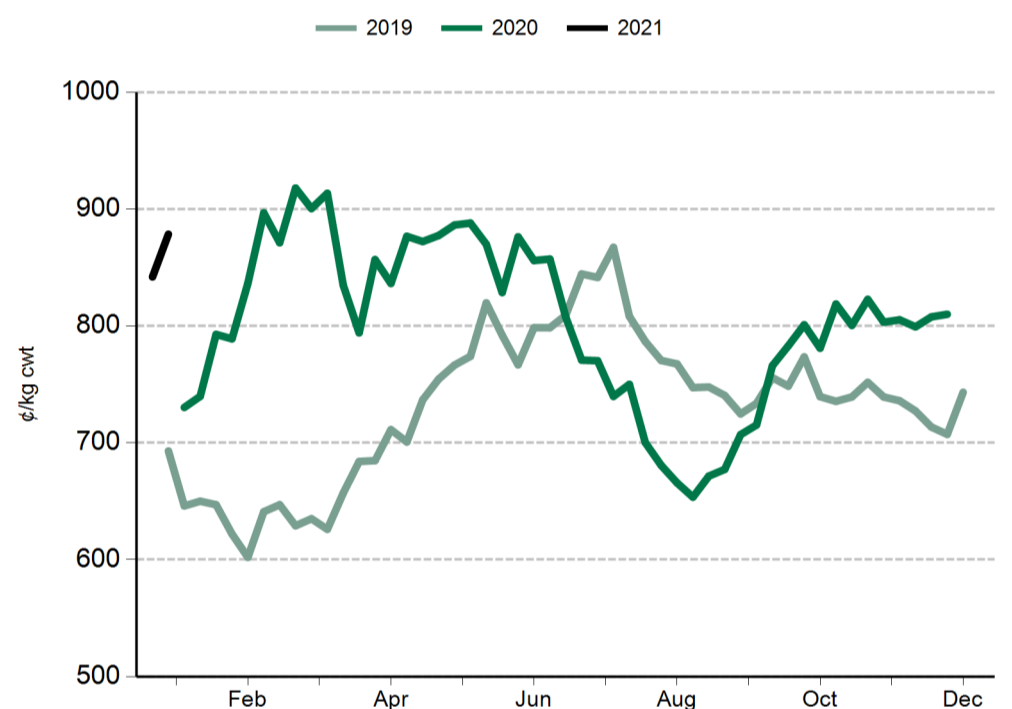
**Western Trade Lamb Indicator (WTLI)**



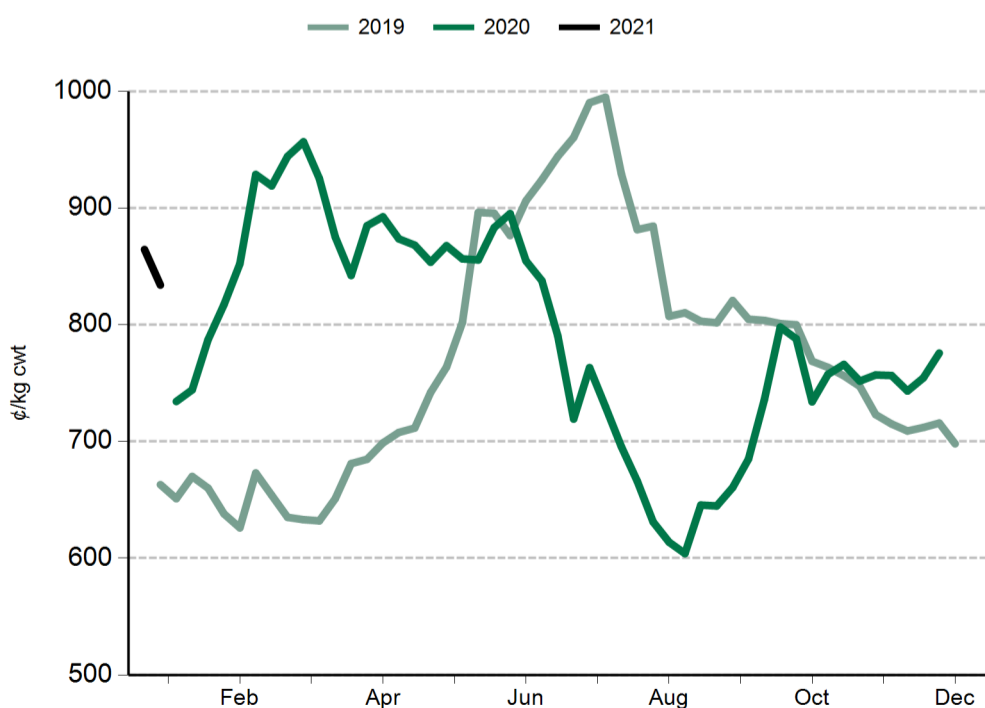
**Restocker lamb**



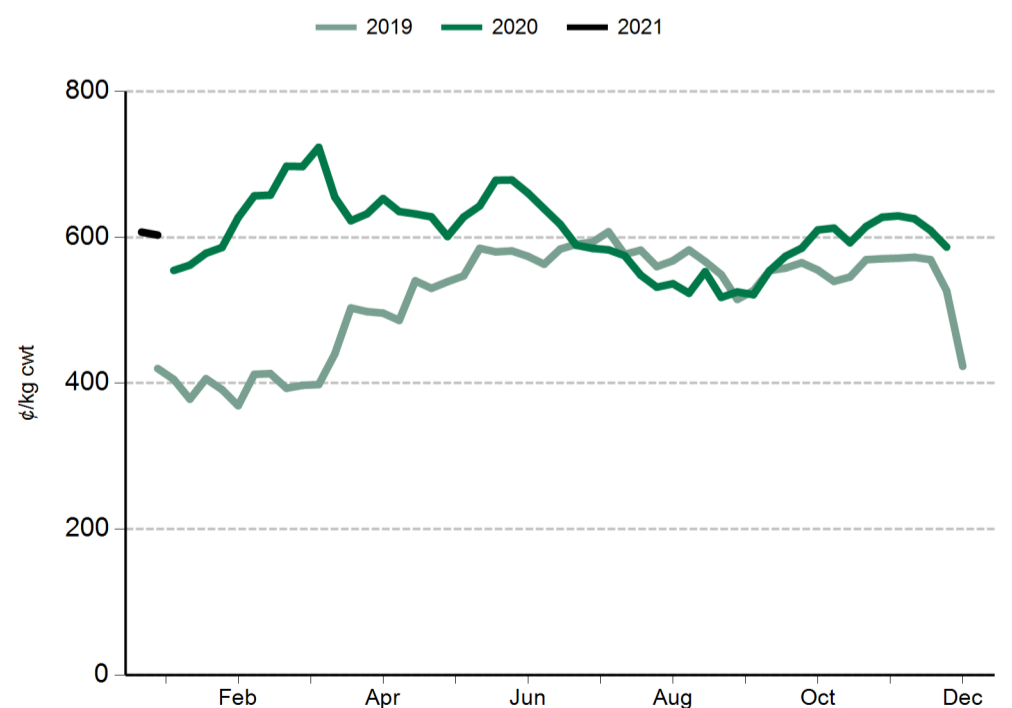
**Light lamb**



**Heavy lamb**



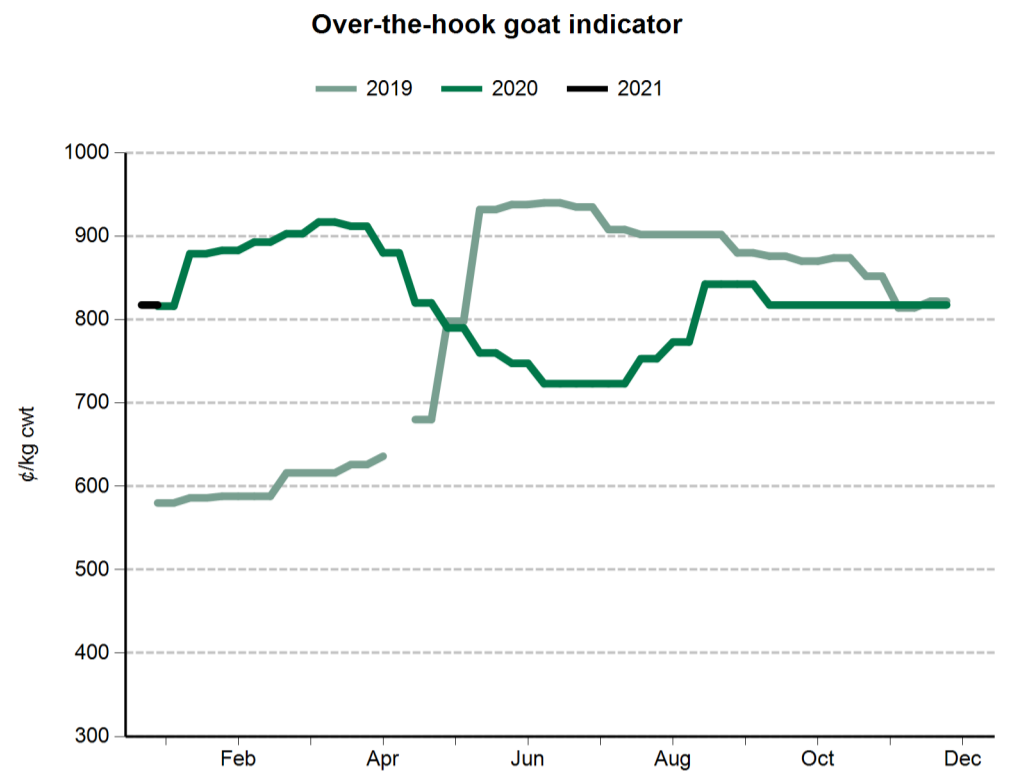
**Mutton**



#### General statistics

Over-the-hooks goat indicators (A¢/kg cwt)	1 Jan 2021	16 Jan 2020
8.1-10kg	818	816
10.1-12kg	818	816
12.1-16kg	818	816
16.1-20kg	818	816
20.1kg+	818	816

Skin indicators - Lambs		8 Jan 2021	1 Jan 2021	9 Jan 2020
2" +	16.1 - 20kg	nq	nq	250
	20.1 - 24kg	nq	nq	350
	24.1kg +	nq	nq	488
1" - 2"	16.1 - 20kg	nq	nq	150
	20.1 - 24kg	nq	nq	150
	24.1kg +	nq	nq	325
0.5" - 1"	16.1 - 20kg	nq	nq	nq
	20.1 - 24kg	nq	nq	75
	24.1kg +	nq	nq	188
New Season	16.1 - 20kg	nq	nq	150
	20.1 - 24kg	nq	nq	281
	24.1kg +	nq	nq	413
Skin indicators - Merino sheep (average 25 micron)				
1.5" - 2"	16.1 - 20kg	500	500	1000
	20.1 - 24kg	725	725	1125
	24.1kg +	825	825	1250



Grain prices - Darling Downs (A\$/tonne)	1 Jan 2021	9 Jan 2020
Wheat	305	450
Barley	268	398
Sorghum	295	440
Grain prices - Riverina (A\$/tonne)		
Wheat	280	360
Barley	215	318

Source: Profarmer Australia

PLEASE NOTE

MLA no longer reports on fodder prices, tallow prices or the EMI on a weekly basis.

These can be accessed separately through these links:

- [Fodder prices \(Dairy Australia\)](#)
- [Tallow prices \(MLA monthly co-product report\)](#)
- [EMI \(AWEX\)](#)

US imported beef prices (CIF)		9 Jan 2020
Bull 95CL	US¢/lb	242.5
	A¢/kg	775.3
Cow 90CL	US¢/lb	230.0
	A¢/kg	735.3
CC/CF 85CL	US¢/lb	212.5
	A¢/kg	679.4
Shank 90CL	US¢/lb	232.5
	A¢/kg	743.3
Trim 85CL	US¢/lb	212.5
	A¢/kg	679.4
Trim 80CL	US¢/lb	212.5
	A¢/kg	679.4
Trim 75CL	US¢/lb	190.5
	A¢/kg	609.0
Trim 65CL	US¢/lb	nq
	A¢/kg	nq
Outside flats	US¢/lb	nq
	A¢/kg	nq
Knuckles	US¢/lb	262.5
	A¢/kg	839.2
Inside cap off	US¢/lb	292.5
	A¢/kg	935.2

Source: Steiner Consulting Group

