

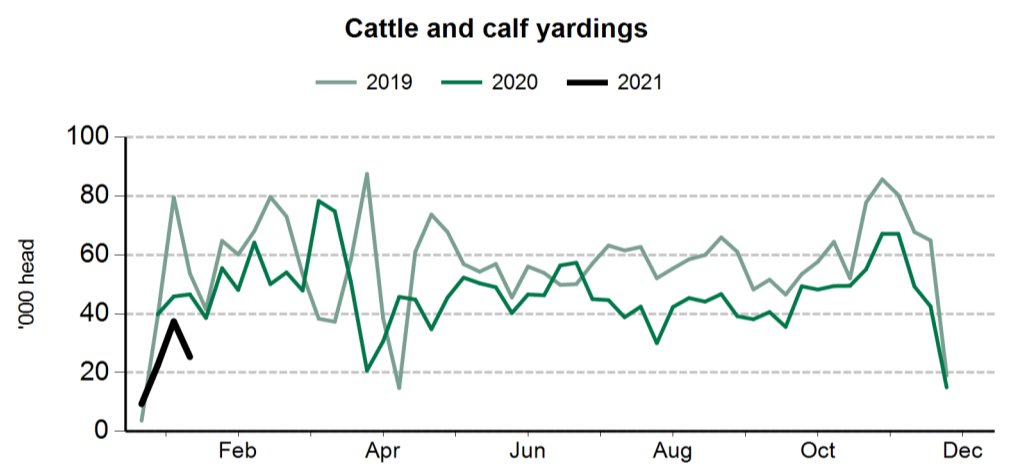
The following weekly statistical summary includes the following information:

- **Livestock movements**.....pages 1-2
 - Cattle yardings
 - Sheep yardings
 - Cattle slaughter
 - Sheep, lamb and goat slaughter
- **Cattle price indicators**.....pages 3-4
 - Saleyard indicators
 - Over-the-hook indicators
 - Live export indicators
- **Sheep and lamb indicators**.....pages 5-6
 - Saleyard indicators
 - Over-the-hook indicators
 - Live export indicators
- **General statistics**.....page 7
 - Over-the-hook goat indicators
 - Skin price indicators
 - Weekly US imported beef indicators

Cattle movements

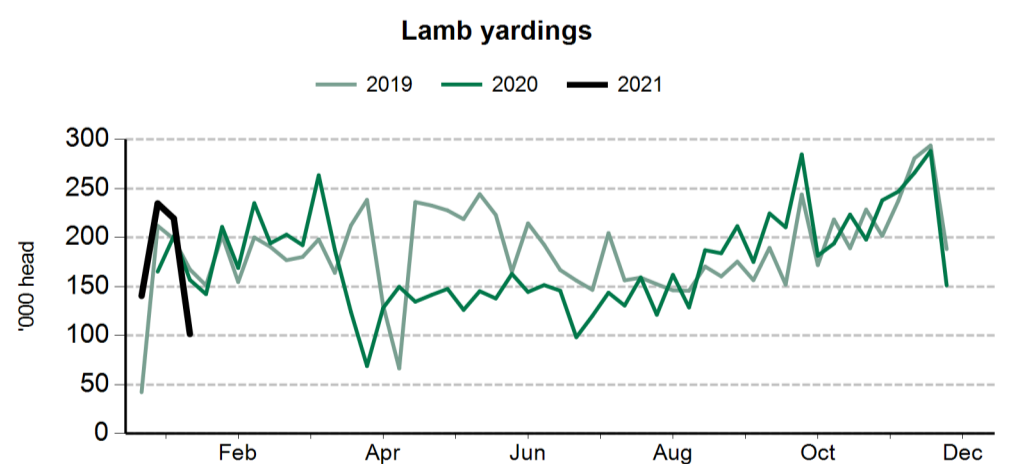
Cattle saleyard throughput		29 Jan 2021	22 Jan 2021	30 Jan 2020
Queensland	Cattle	9,691	8,732	7,728
NSW	Cattle	12,578	7,363	14,666
Victoria	Cattle	6,154	3,485	9,865
SA	Cattle	2,101	1,194	3,546
WA	Cattle	1,455	4,595	2,733
Tasmania	Cattle	155	nq	60

Cattle slaughter		30 Jan 2020
Queensland	Cattle	61,122
	Calves	140
NSW	Cattle	32,526
	Calves	2,221
Victoria	Cattle	22,628
	Calves	1,199
SA	Cattle	4,755
	Calves	13
Tasmania	Cattle	4,081
	Calves	0

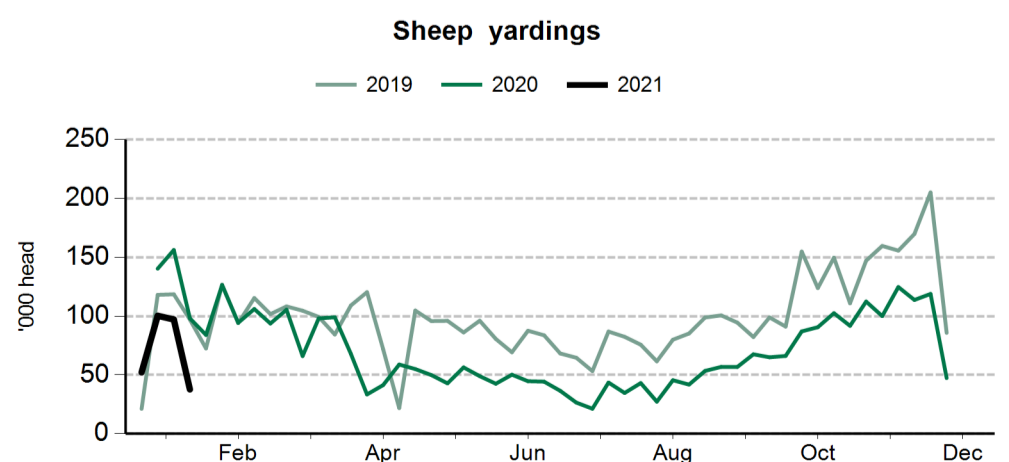


Smallstock movements

Sheep and lamb saleyard throughput		29 Jan 2021	22 Jan 2021	30 Jan 2020
NSW	Lambs	46,765	61,347	86,196
	Sheep	18,110	19,094	34,504
Victoria	Lambs	60,634	29,613	36,430
	Sheep	17,164	11,497	38,027
SA	Lambs	25,954	3,785	11,079
	Sheep	7,566	253	2,577
WA	Lambs	7,000	6,087	6,500
	Sheep	6,565	6,500	7,559
Tasmania	Lambs	2,313	nq	1,000
	Sheep	3,033	nq	850

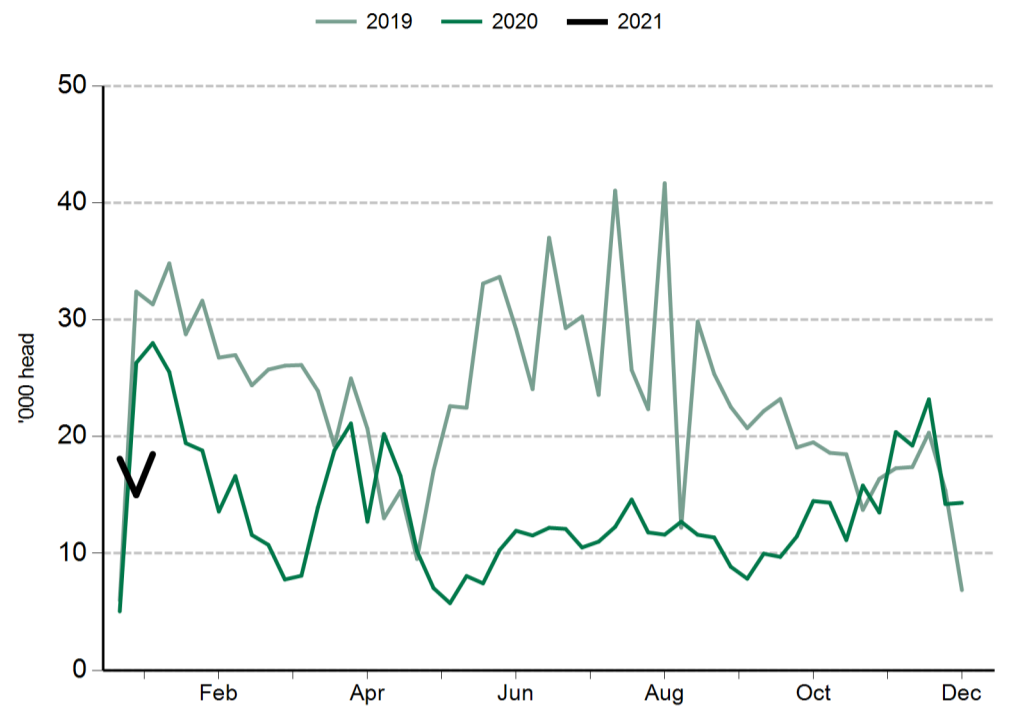


Sheep and lamb slaughter		30 Jan 2020
Queensland	Lambs	926
	Sheep	1,357
NSW	Lambs	77,699
	Sheep	48,605
Victoria	Lambs	157,479
	Sheep	51,930
SA	Lambs	43,113
	Sheep	7,573
Tasmania	Lambs	4,412
	Sheep	4,360

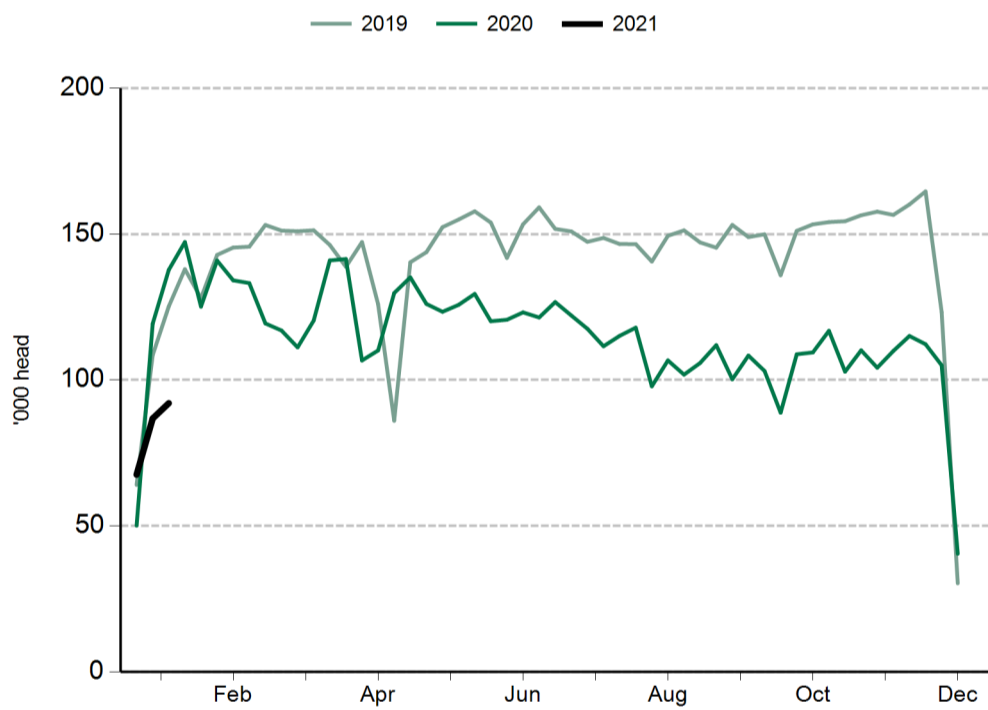


Goat slaughter		30 Jan 2020
Queensland	Goats	5,945
NSW	Goats	960
Victoria	Goats	6,425
SA	Goats	6,104
Tasmania	Goats	nq

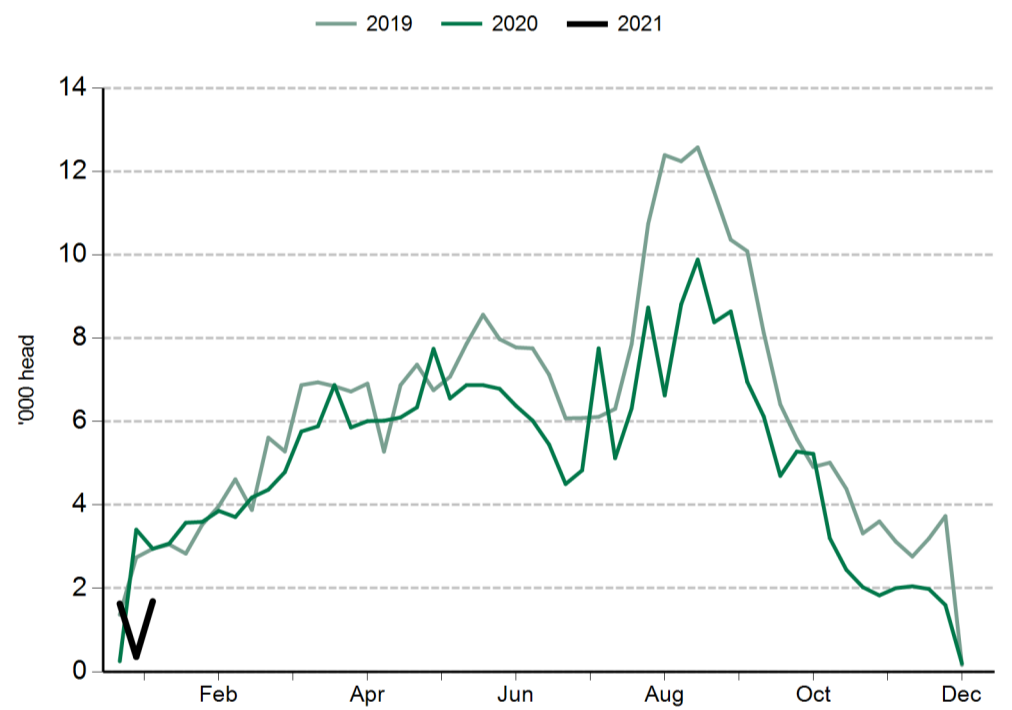
Goat slaughter



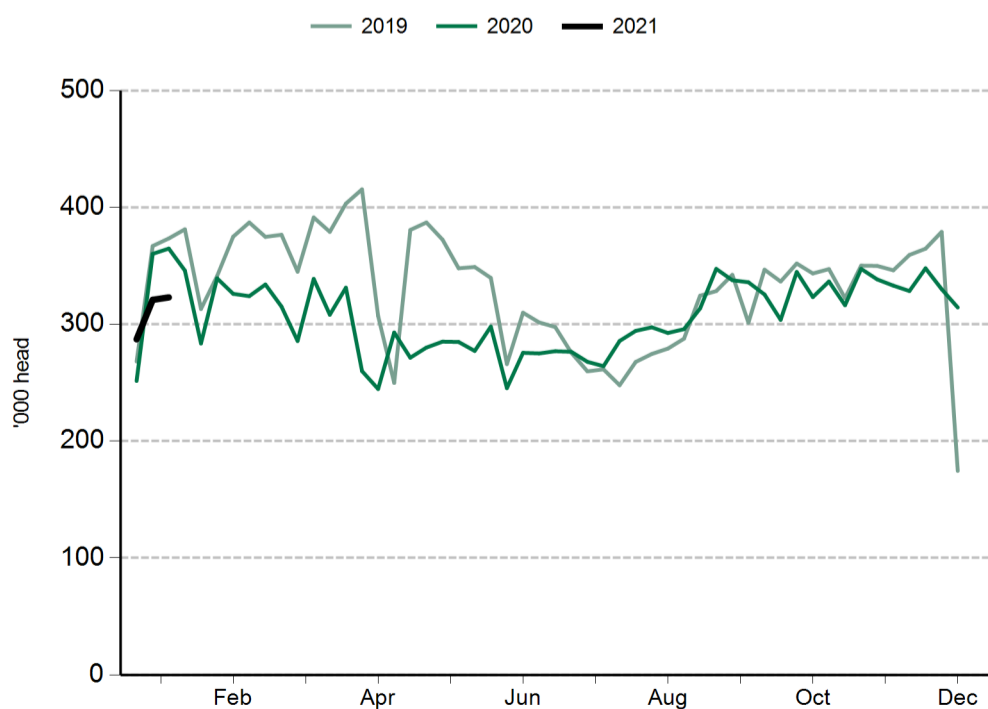
Cattle slaughter



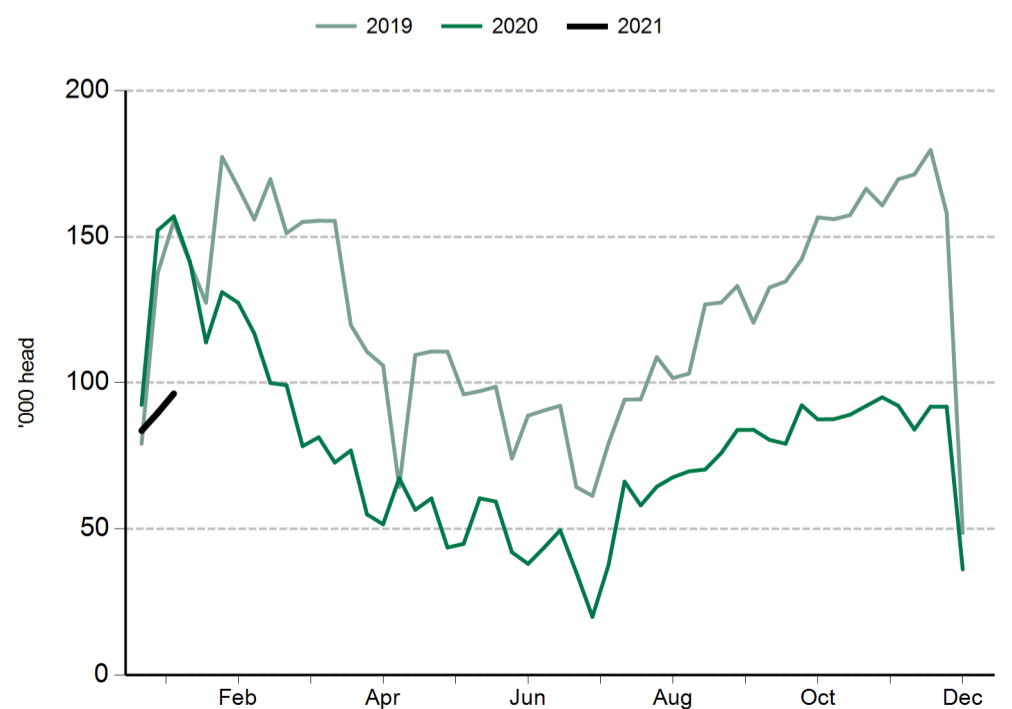
Calf slaughter



Lamb slaughter



Sheep slaughter



Cattle prices

National saleyard indicators	Live weight	Muscle/Fat	Unit	2 Feb 2021	3 Feb 2020
Restocker Steer	200-280kg	C2	¢/kg lwt	554	327
Feeder Steer	330-400kg	C2	¢/kg lwt	458	328
Vealer Steer	280-330kg	C2	¢/kg lwt	468	303
			¢/kg cwt	906	589
Trade Steer	330-400kg	C3	¢/kg lwt	440	295
			¢/kg cwt	816	545
Medium Steer	400-500kg	C3	¢/kg lwt	403	290
			¢/kg cwt	758	551
Heavy Steer	500-600kg	C4	¢/kg lwt	379	310
			¢/kg cwt	695	570
Medium Cow	400-520kg	D3	¢/kg lwt	292	241
			¢/kg cwt	596	495
Eastern Young Cattle Indicator (EYCI)			¢/kg cwt	888.00	588

Eastern states OTH indicators	Carcass weight	Muscle	Unit	29 Jan 2021	6 Feb 2020
Trade steer	240-260kg	A-C	¢/kg cwt	629	532
Medium steer	260-280kg	A-C	¢/kg cwt	650	558
Heavy steer	300-400kg	A-C	¢/kg cwt	658	567
Medium cow	260-280kg	A-E	¢/kg cwt	543	448
MSA trade steer	240-260kg	A-C	¢/kg cwt	676	585

Feeder cattle indicators - paddock sales	Unit	22 Jan 2021	30 Jan 2020
Domestic	Unit		
Steers 280-350kg	¢/kg lwt	460	288
Heifers 280-350kg	¢/kg lwt	413	284
Export	Unit		
Shortfed 100-120 DOF	¢/kg lwt	410	330
Mediumfed 120-220 DOF	¢/kg lwt	415	328
Longfed 220+ DOF	¢/kg lwt	330	330

State saleyard indicators				Queensland		NSW		Victoria		SA		Tasmania	
Category	Live weight	Muscle/Fat	Unit	2 Feb 2021	3 Feb 2020	2 Feb 2021	3 Feb 2020	2 Feb 2021	3 Feb 2020	2 Feb 2021	3 Feb 2020	2 Feb 2021	3 Feb 2020
Restocker Steer	200-280kg	C2	¢/kg lwt	556	330	520	323	nq	279	nq	nq	nq	nq
Feeder Steer	330-400kg	C2	¢/kg lwt	462	336	455	330	439	292	nq	217	nq	nq
Vealer Steer	280-330kg	C2	¢/kg lwt	nq	nq	489	328	455	267	457	272	nq	nq
			¢/kg cwt	nq	nq	927	619	850	506	913	545	nq	nq
Trade Steer	330-400kg	C3	¢/kg lwt	426	312	449	316	421	288	435	266	nq	nq
			¢/kg cwt	775	567	818	557	786	539	844	531	nq	nq
Medium Steer	400-500kg	C3	¢/kg lwt	428	314	405	323	392	285	400	282	nq	nq
			¢/kg cwt	805	575	755	607	744	535	743	547	nq	nq
Heavy Steer	500-600kg	C4	¢/kg lwt	373	327	379	313	388	297	nq	nq	nq	nq
			¢/kg cwt	680	585	691	577	728	554	nq	nq	nq	nq
Medium Cow	400-520kg	D3	¢/kg lwt	299	248	290	245	286	238	nq	nq	254	184
			¢/kg cwt	614	505	602	512	582	483	nq	nq	542	400

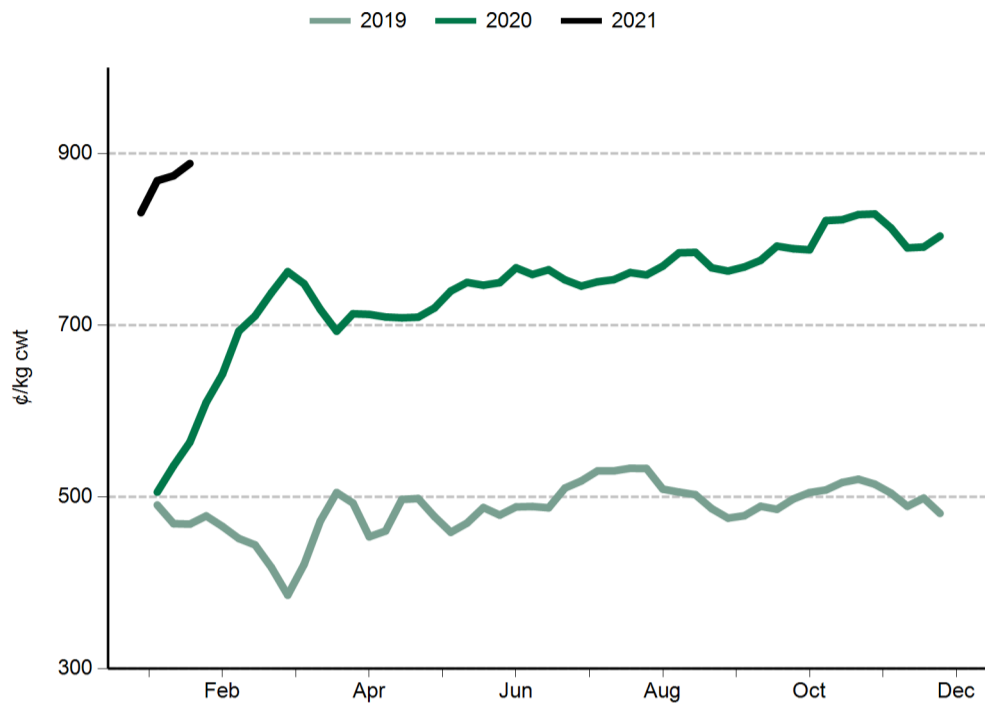
State over-the-hooks indicators				Queensland		NSW		Victoria		SA		Tasmania	
Category	Carcass weight	Muscle	Unit	29 Jan 2021	6 Feb 2020	29 Jan 2021	6 Feb 2020	29 Jan 2021	6 Feb 2020	29 Jan 2021	6 Feb 2020	29 Jan 2021	6 Feb 2020
Trade steer	240-260kg	A-C	¢/kg cwt	669	589	632	525	671	540	nq	nq	546	472
Medium steer	260-280kg	A-C	¢/kg cwt	663	592	627	528	658	554	nq	nq	nq	nq
Heavy steer	300-400kg	A-C	¢/kg cwt	673	602	637	538	665	560	nq	nq	nq	nq
Medium cow	260-280kg	A-E	¢/kg cwt	578	481	550	439	519	457	573	453	497	407
MSA trade steer	240-260kg	A-C	¢/kg cwt	685	605	667	566	nq	nq	nq	nq	nq	nq

WA saleyard indicators	Unit	2 Feb 2021	3 Feb 2020
WYCI	¢/kg cwt	855	543
Medium Steer	¢/kg lwt	402	271
Medium Cow	¢/kg lwt	278	210

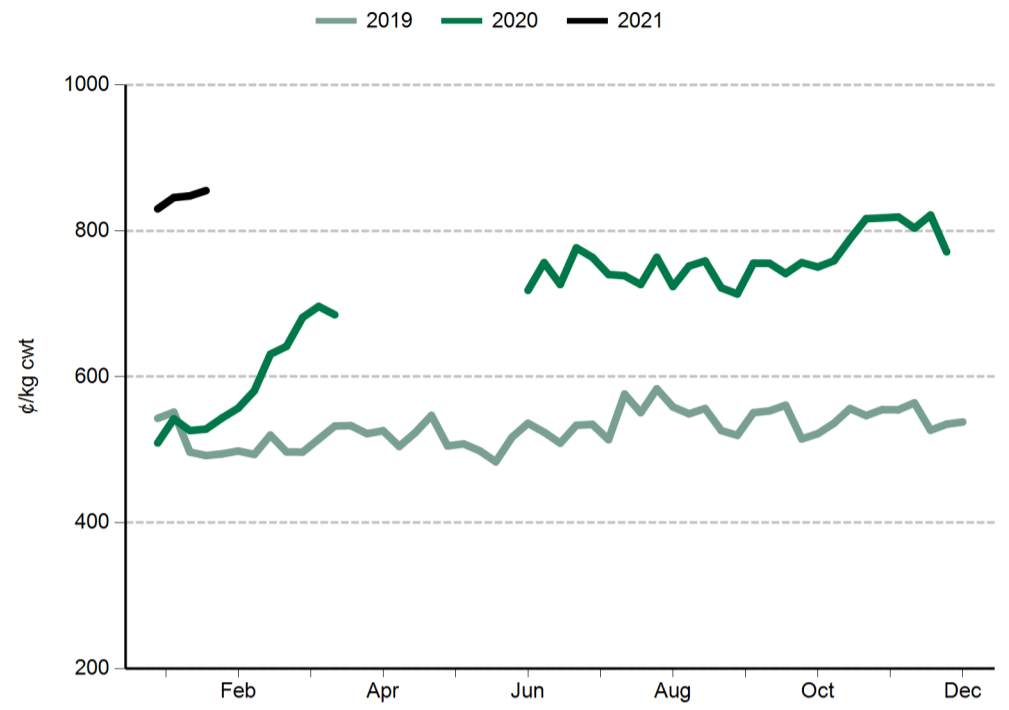
WA over-the-hooks indicators	Unit	29 Jan 2021	6 Feb 2020
Grassfed yearling	¢/kg cwt	710	560
Grainfed yearling	¢/kg cwt	710	560
MSA yearling	¢/kg cwt	730	580

Live Export Price Quotes			Unit	22 Jan 2021	30 Jan 2020
Light Steer	260 - 360 kg	Townsville	¢/kg lwt	nq	315
	260 - 360 kg	Darwin	¢/kg lwt	355	340
Light Heifer	260 - 360 kg	Townsville	¢/kg lwt	nq	270
	260 - 360 kg	Darwin	¢/kg lwt	320	305

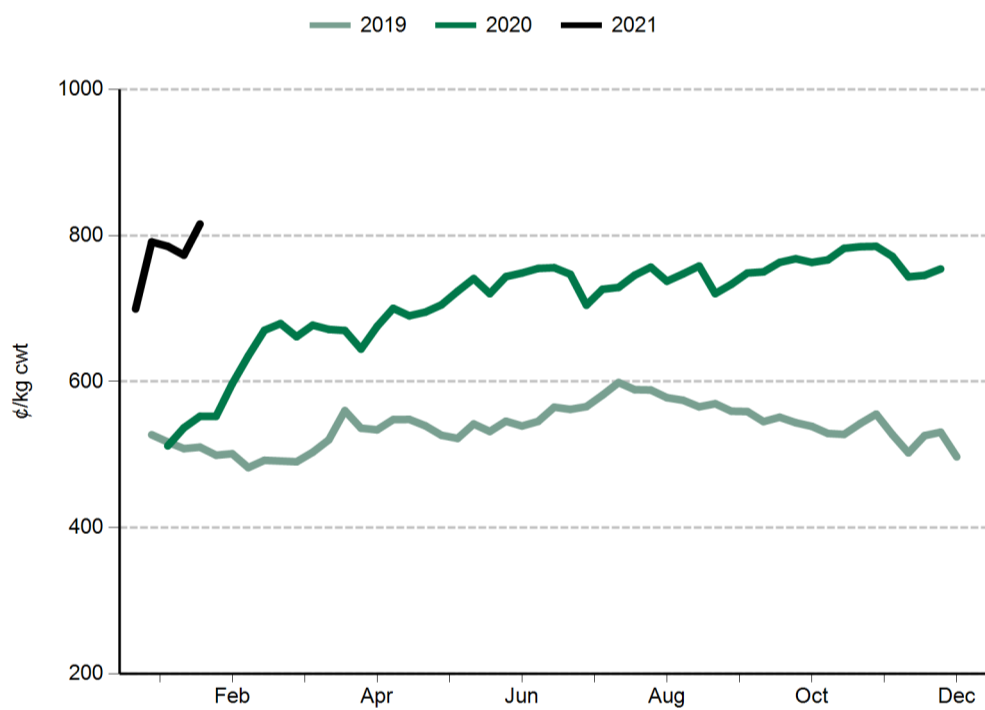
Eastern Young Cattle Indicator (EYCI)



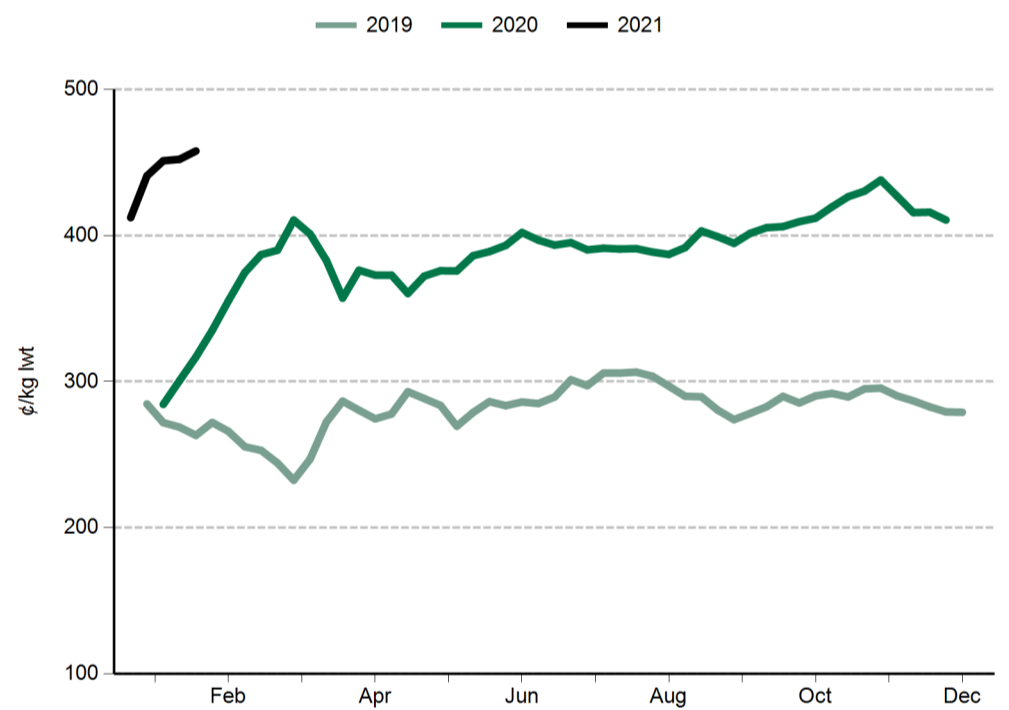
Western Young Cattle Indicator (WYCI)



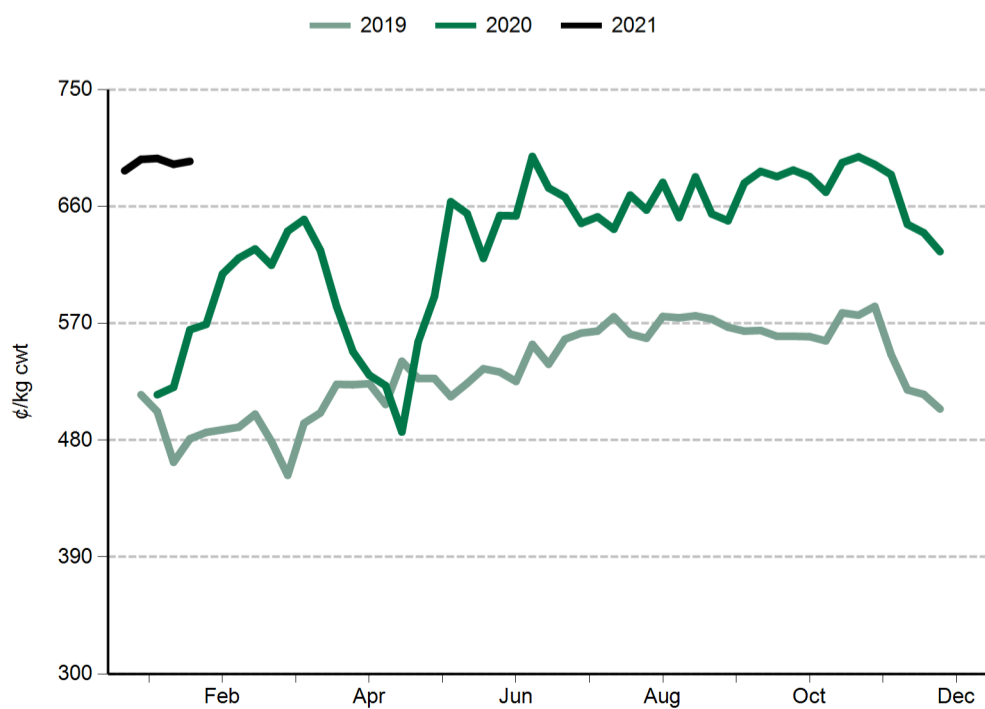
Trade steer



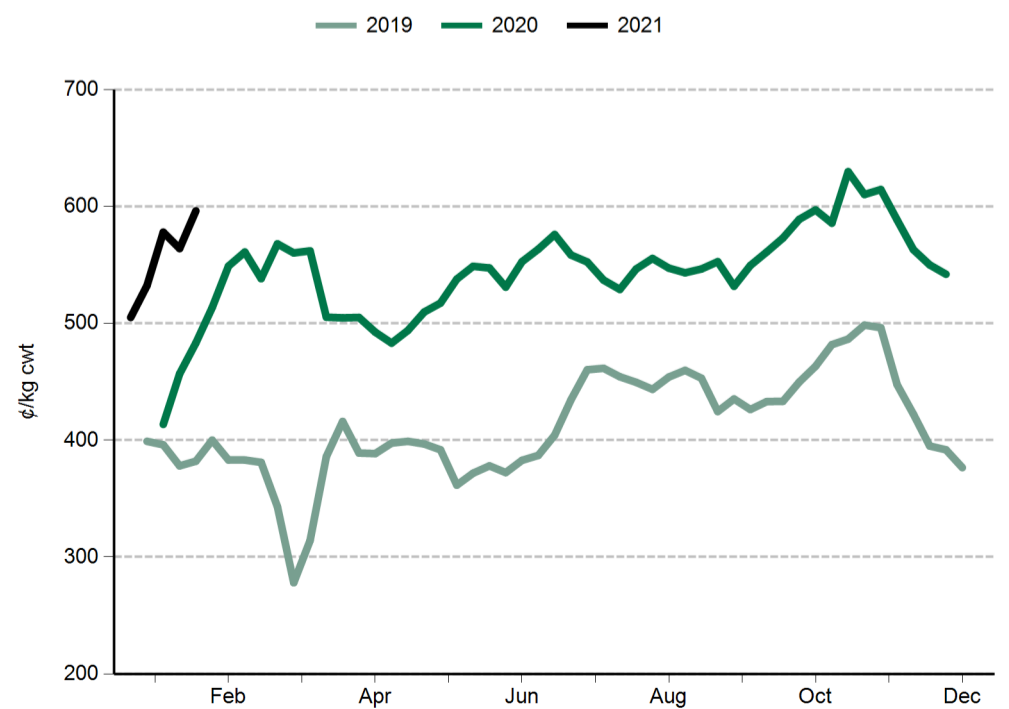
Feeder steer



Heavy steer



Medium cow



Sheep and lamb prices

Eastern States Trade Lamb Indicator (¢/kg cwt)	2 Feb 2021	3 Feb 2020
ESTLI	840	813

National saleyard sheep and lamb indicators (¢/kg cwt)		2 Feb 2021	3 Feb 2020
Merino lamb	16-22kg	770	781
Restocker/feeder lamb	0-18kg	925	892
Light lamb	12-18kg	843	807
Trade lamb	18-22kg	837	808
Heavy lamb	22+kg	836	809
Mutton	18-24kg	609	582

National OTH sheep and lamb indicators (¢/kg cwt)		29 Jan 2021	6 Feb 2020
Medium trade lamb	18-20kg	754	740
Heavy trade lamb	20-22kg	754	740
Heavy lamb	22-24kg	756	744
Mutton	18-24kg	554	551

State saleyard sheep and lamb indicators (¢/kg cwt)		Victoria		NSW		SA		WA		Tasmania	
		2 Feb 2021	3 Feb 2020	2 Feb 2021	3 Feb 2020	2 Feb 2021	3 Feb 2020	2 Feb 2021	3 Feb 2020	2 Feb 2021	3 Feb 2020
Merino lamb	16-22kg	741	745	761	791	793	741	694	630	nq	nq
Restocker/feeder lamb	0-18kg	923	857	975	917	967	883	691	559	990	671
Light lamb	12-18kg	857	866	863	804	824	777	711	619	1022	716
Trade lamb	18-22kg	818	809	874	819	816	776	734	613	804	689
Heavy lamb	22+kg	820	807	857	817	801	754	742	609	758	649
Mutton	18-24kg	597	600	636	596	579	608	566	422	633	586

Over-the-hooks sheep and lamb indicators (¢/kg cwt)		Victoria		NSW		SA		WA		Tasmania	
		29 Jan 2021	6 Feb 2020	29 Jan 2021	6 Feb 2020	29 Jan 2021	6 Feb 2020	29 Jan 2021	6 Feb 2020	29 Jan 2021	6 Feb 2020
Medium trade lamb	18-20kg	755	770	750	748	800	758	710	685	nq	nq
Heavy trade lamb	20-22kg	755	770	750	748	800	758	710	685	nq	nq
Heavy lamb	22-24kg	765	790	750	748	800	753	710	685	nq	nq
Mutton	18-24kg	593	560	545	598	543	588	533	460	nq	nq

Live export price quotes (A\$/head)		26 Jan 2021	3 Feb 2020
Live wether	Muchea	nq	nq

Glossary:

cwt – carcase weight

lwt – live weight

OTH – over-the-hooks. Refers to the marketing of cattle/sheep/lambs directly from the farm to an abattoir where a producer is paid for the value of the carcase based on a sliding grid.

CIF – Cost, insurance, freight. The quoted price for the goods including freight and insurance costs delivered to final destination.

C&F – Cost and freight. Refers to the quoted price for the goods, including freight to the delivery point, but not insurance.

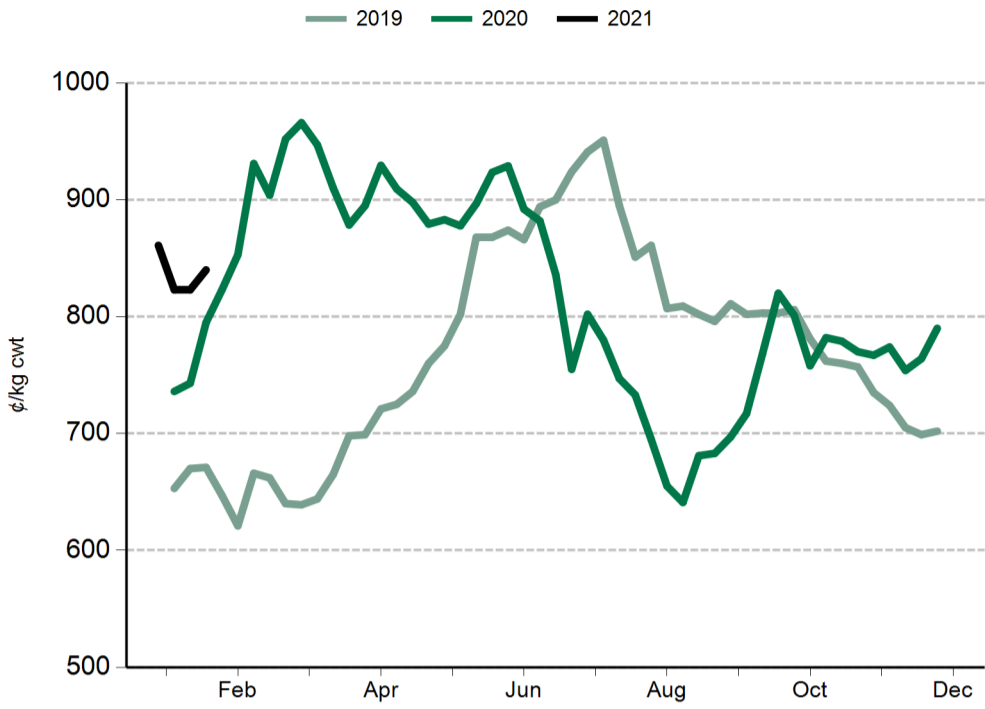
FAS – Free alongside ship. Refers to export price quotes where the seller is obliged to pay warehouse services, packing, inland freight and port charges, but not placement of goods onto the ship. The buyer is obliged to pay overseas freight, charges in foreign port, customs duties, quarantine and delivery to final destination. (See also 'FOB').

EYCI – Eastern Young Cattle Indicator. A seven day rolling average from 24 saleyards across NSW, Victoria and Queensland. It includes vealer and yearling heifers and steers, grade score C2 or C3, with live weight from 200kg.

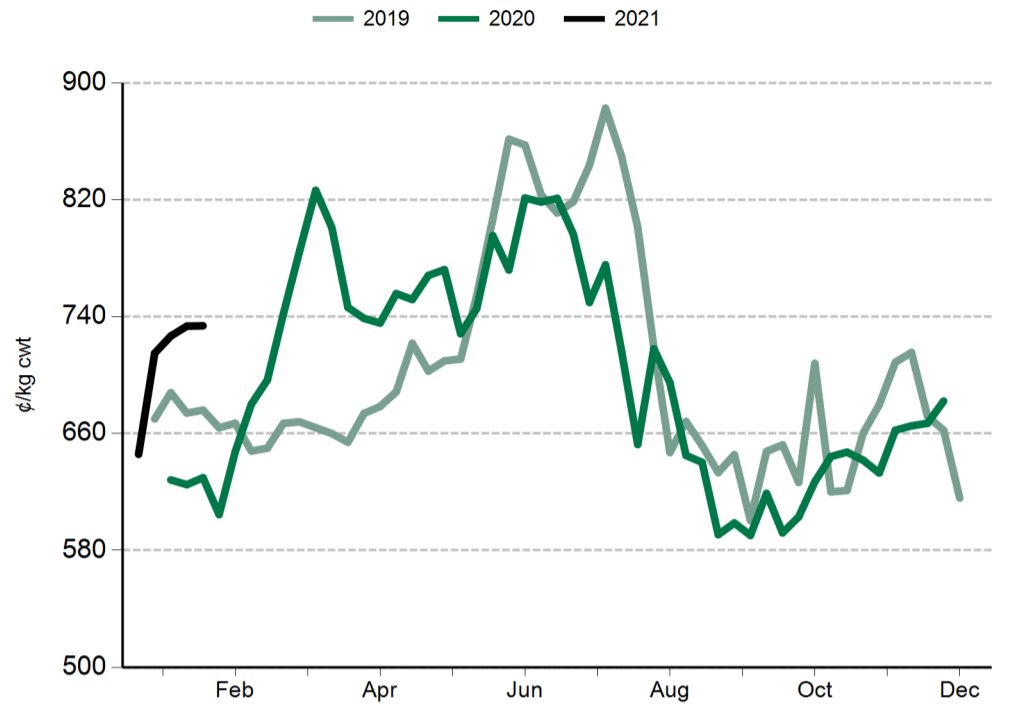
WYCI – Western Young Cattle Indicator. A benchmark of the value of young cattle in WA saleyards. It includes vealer and yearling heifers and steers, grade score C2 or C3, 180kg+ live weight.

All data is collected by MLA's NLRS, unless specified otherwise.

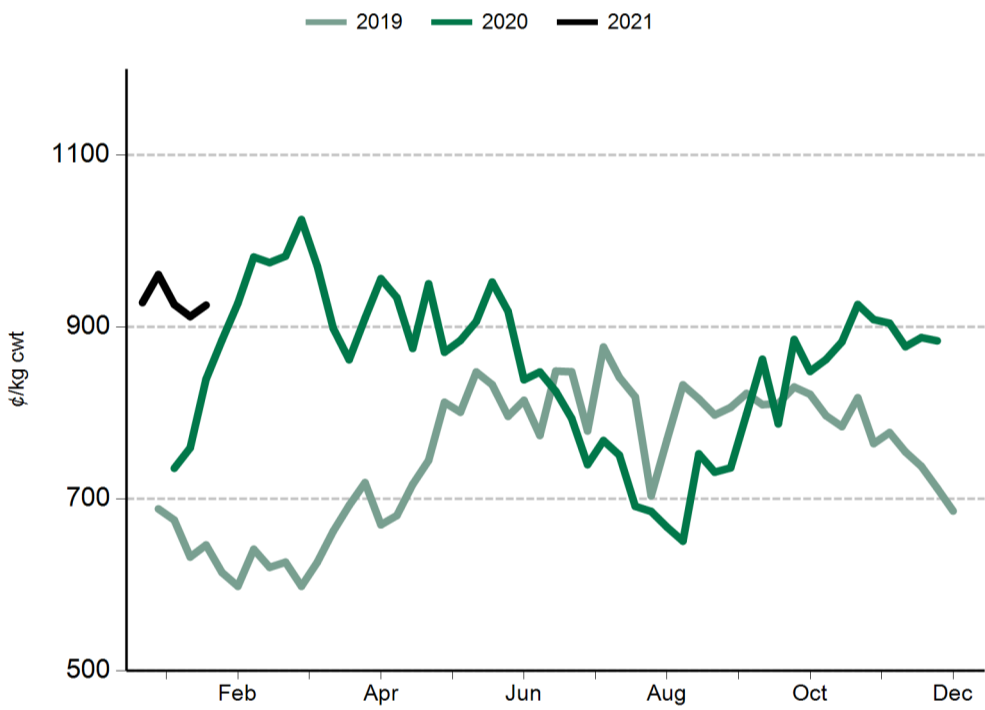
Eastern States Trade Lamb Indicator (ESTLI)



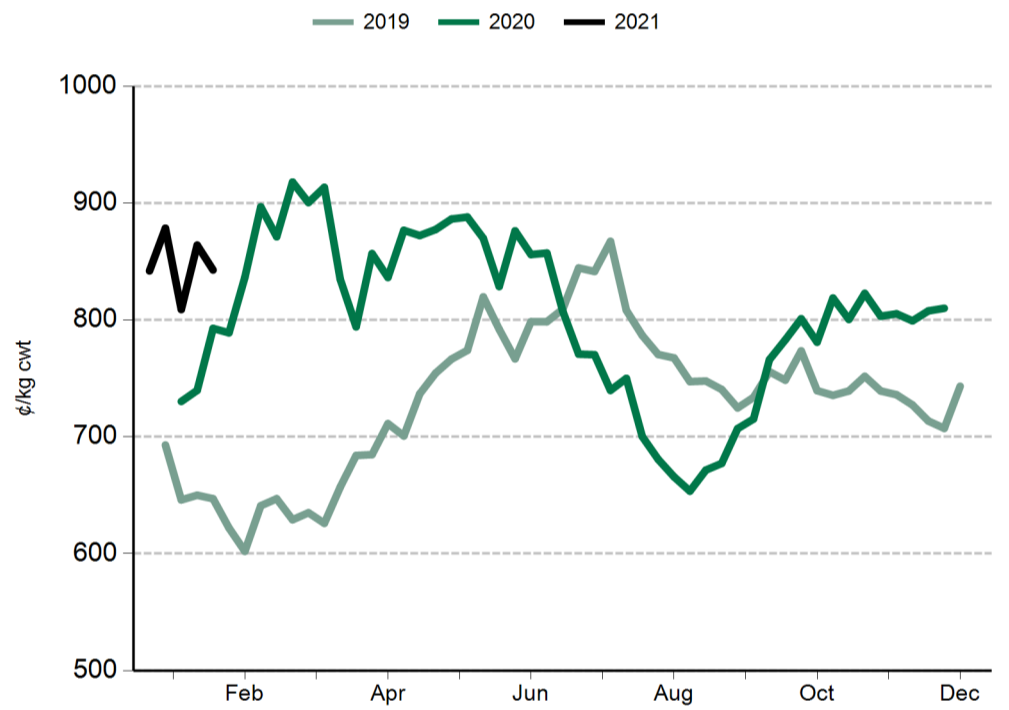
Western Trade Lamb Indicator (WTLI)



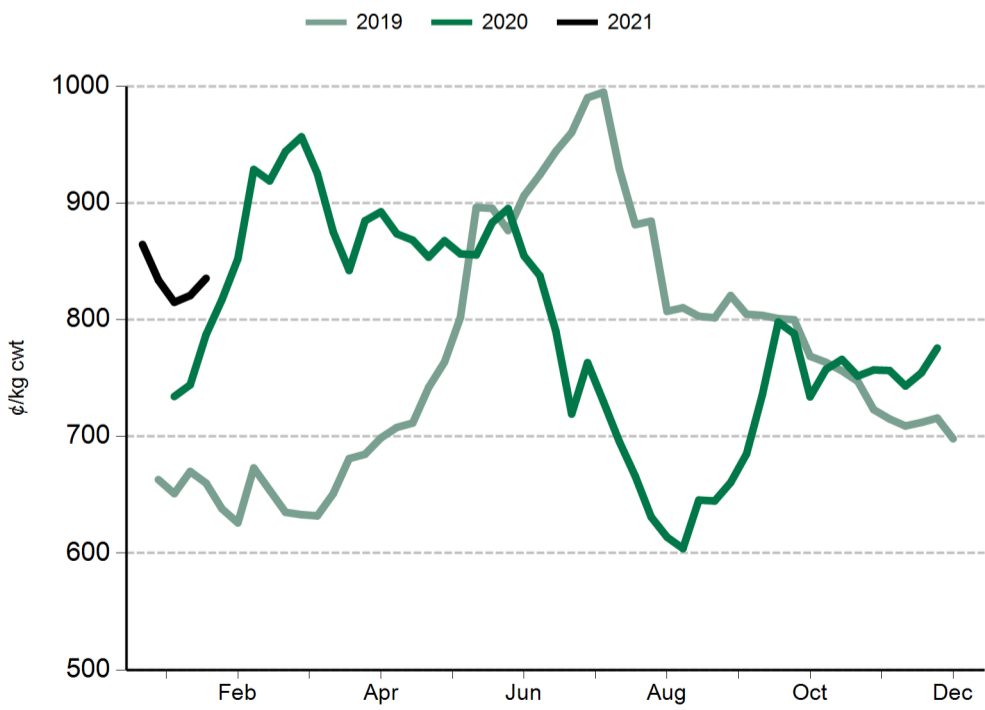
Restocker lamb



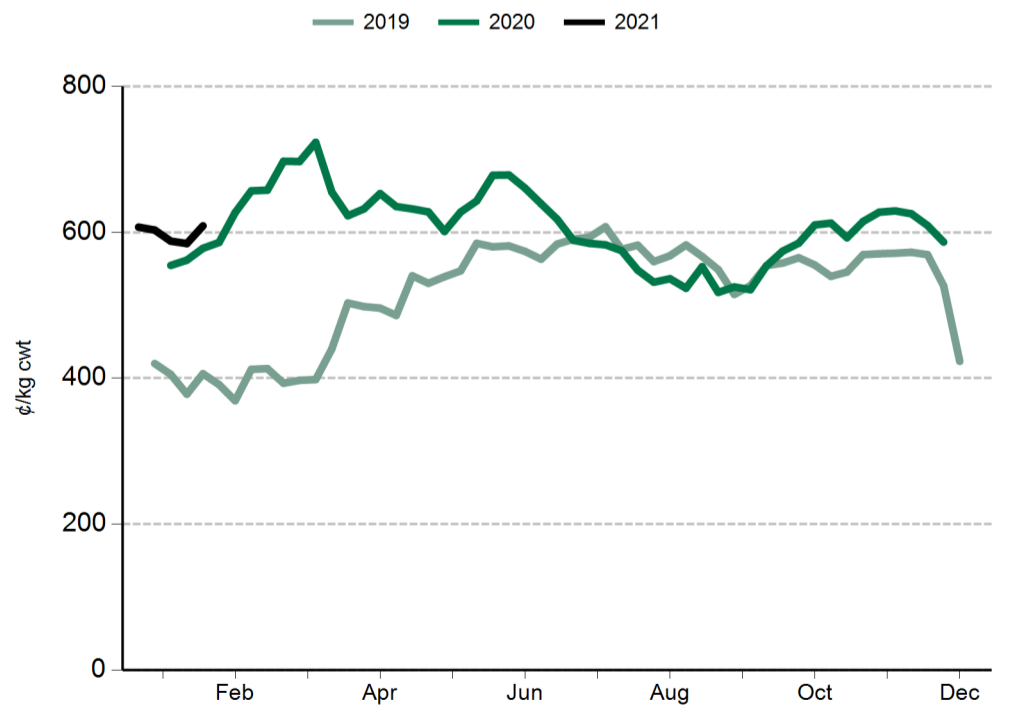
Light lamb



Heavy lamb



Mutton

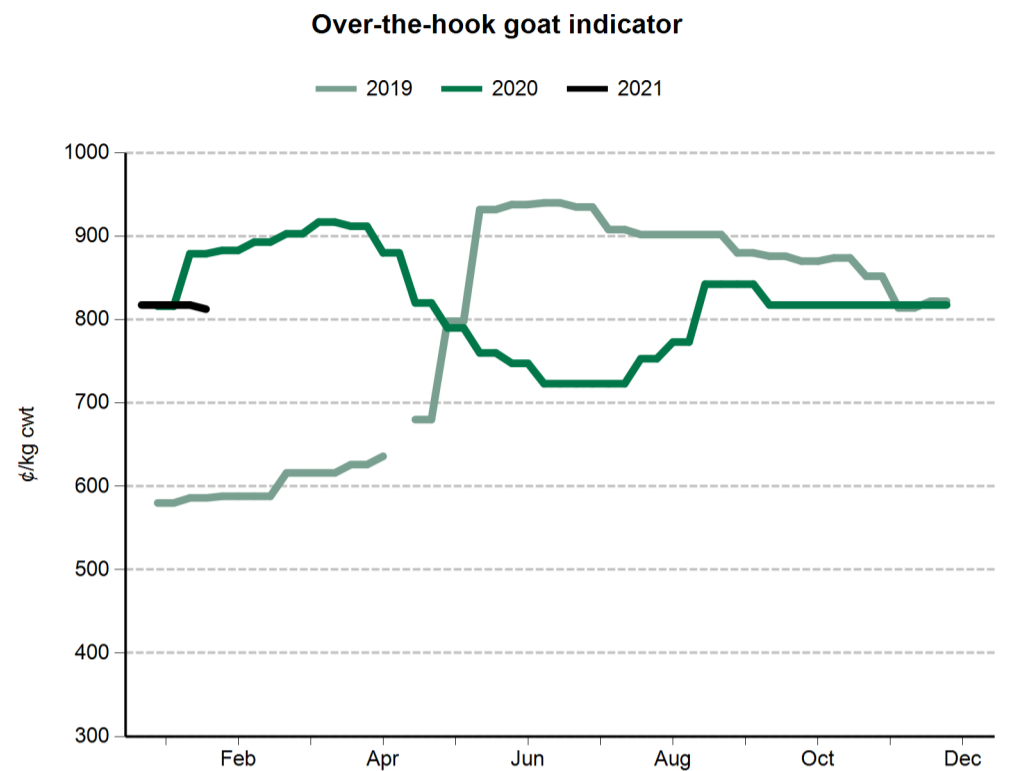


General statistics

Over-the-hooks goat indicators (A¢/kg cwt)		22 Jan 2021	6 Feb 2020
8.1-10kg		818	883
10.1-12kg		818	883
12.1-16kg		818	883
16.1-20kg		818	883
20.1kg+		818	883

Skin indicators - Lambs		29 Jan 2021	22 Jan 2021	30 Jan 2020
2" +	16.1 - 20kg	100	100	250
	20.1 - 24kg	188	188	350
	24.1kg +	288	288	488
1" - 2"	16.1 - 20kg	200	200	150
	20.1 - 24kg	50	50	150
	24.1kg +	163	163	325
0.5" - 1"	16.1 - 20kg	nq	nq	nq
	20.1 - 24kg	nq	nq	75
	24.1kg +	125	125	188
New Season	16.1 - 20kg	nq	nq	150
	20.1 - 24kg	231	231	281
	24.1kg +	313	313	413

Skin indicators - Merino sheep (average 25 micron)		22 Jan 2021	30 Jan 2020
1.5" - 2"	16.1 - 20kg	500	1000
	20.1 - 24kg	725	1125
	24.1kg +	825	1250



Grain prices - Darling Downs (A\$/tonne)	22 Jan 2021	30 Jan 2020
Wheat	310	470
Barley	272	404
Sorghum	307	465

Grain prices - Riverina (A\$/tonne)	22 Jan 2021	30 Jan 2020
Wheat	279	374
Barley	nq	335

Source: Profarmer Australia

PLEASE NOTE

MLA no longer reports on fodder prices, tallow prices or the EMI on a weekly basis.

These can be accessed separately through these links:

- [Fodder prices \(Dairy Australia\)](#)
- [Tallow prices \(MLA monthly co-product report\)](#)
- [EMI \(AWEX\)](#)

US imported beef prices (CIF)		22 Jan 2021	30 Jan 2020
Bull 95CL	US¢/lb	242.5	241.0
	A¢/kg	696.2	788.5
Cow 90CL	US¢/lb	229.0	227.5
	A¢/kg	657.5	744.3
CC/CF 85CL	US¢/lb	207.5	212.5
	A¢/kg	595.7	695.2
Shank 90CL	US¢/lb	232.5	225.0
	A¢/kg	667.5	736.1
Trim 85CL	US¢/lb	205.5	212.5
	A¢/kg	590.0	695.2
Trim 80CL	US¢/lb	177.5	205.0
	A¢/kg	509.6	670.7
Trim 75CL	US¢/lb	175.0	195.0
	A¢/kg	502.4	638.0
Trim 65CL	US¢/lb	nq	nq
	A¢/kg	nq	nq
Outside flats	US¢/lb	nq	nq
	A¢/kg	nq	nq
Knuckles	US¢/lb	267.5	262.5
	A¢/kg	768.0	858.8
Inside cap off	US¢/lb	327.5	292.5
	A¢/kg	940.3	956.9

Source: Steiner Consulting Group

