

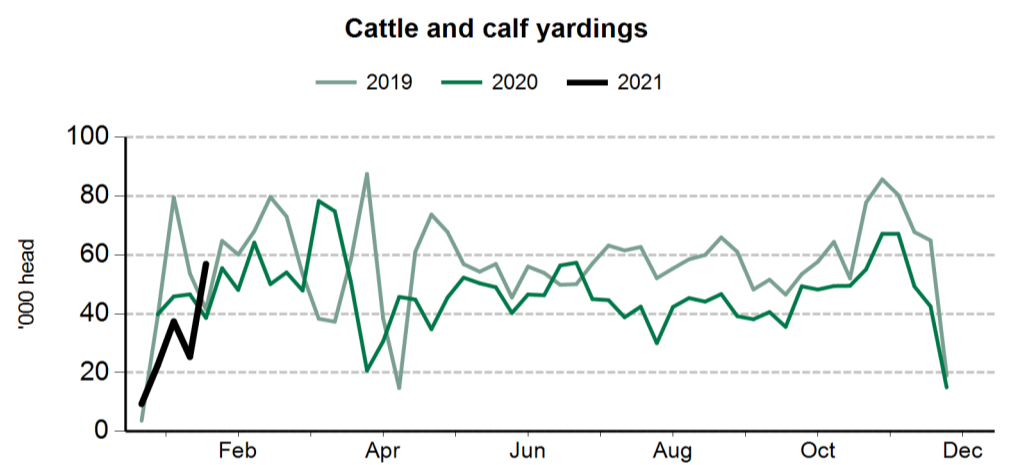
The following weekly statistical summary includes the following information:

- **Livestock movements**.....pages 1-2
 - Cattle yardings
 - Sheep yardings
 - Cattle slaughter
 - Sheep, lamb and goat slaughter
- **Cattle price indicators**.....pages 3-4
 - Saleyard indicators
 - Over-the-hook indicators
 - Live export indicators
- **Sheep and lamb indicators**.....pages 5-6
 - Saleyard indicators
 - Over-the-hook indicators
 - Live export indicators
- **General statistics**.....page 7
 - Over-the-hook goat indicators
 - Skin price indicators
 - Weekly US imported beef indicators

Cattle movements

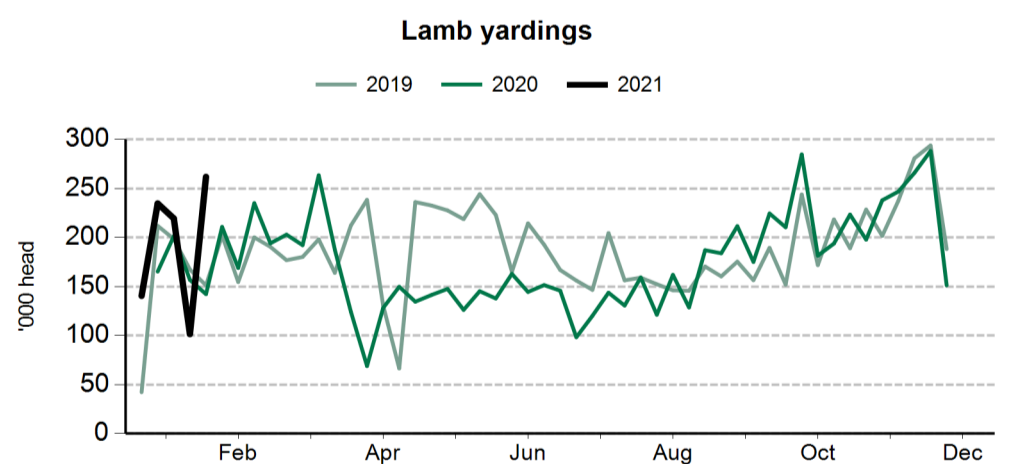
Cattle saleyard throughput		5 Feb 2021	29 Jan 2021	6 Feb 2020
Queensland	Cattle	7,908	21,181	11,971
NSW	Cattle	10,646	18,067	22,348
Victoria	Cattle	5,378	9,818	13,309
SA	Cattle	1,469	3,393	4,051
WA	Cattle	nq	4,304	3,723
Tasmania	Cattle	120	155	86

Cattle slaughter		29 Jan 2021	6 Feb 2020
Queensland	Cattle	46,721	68,539
	Calves	57	113
NSW	Cattle	27,131	36,886
	Calves	1,151	1,830
Victoria	Cattle	16,933	26,354
	Calves	728	1,575
SA	Cattle	3,389	4,009
	Calves	12	0
Tasmania	Cattle	2,717	5,107
	Calves	21	76

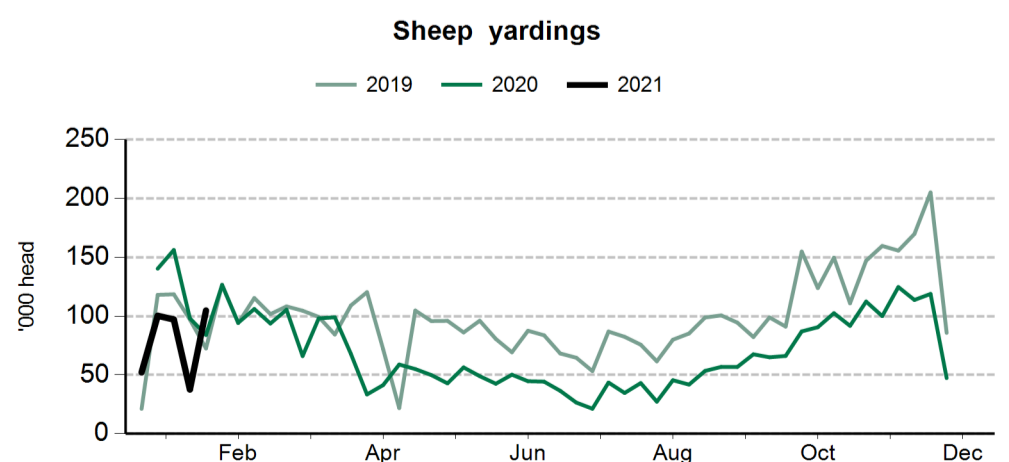


Smallstock movements

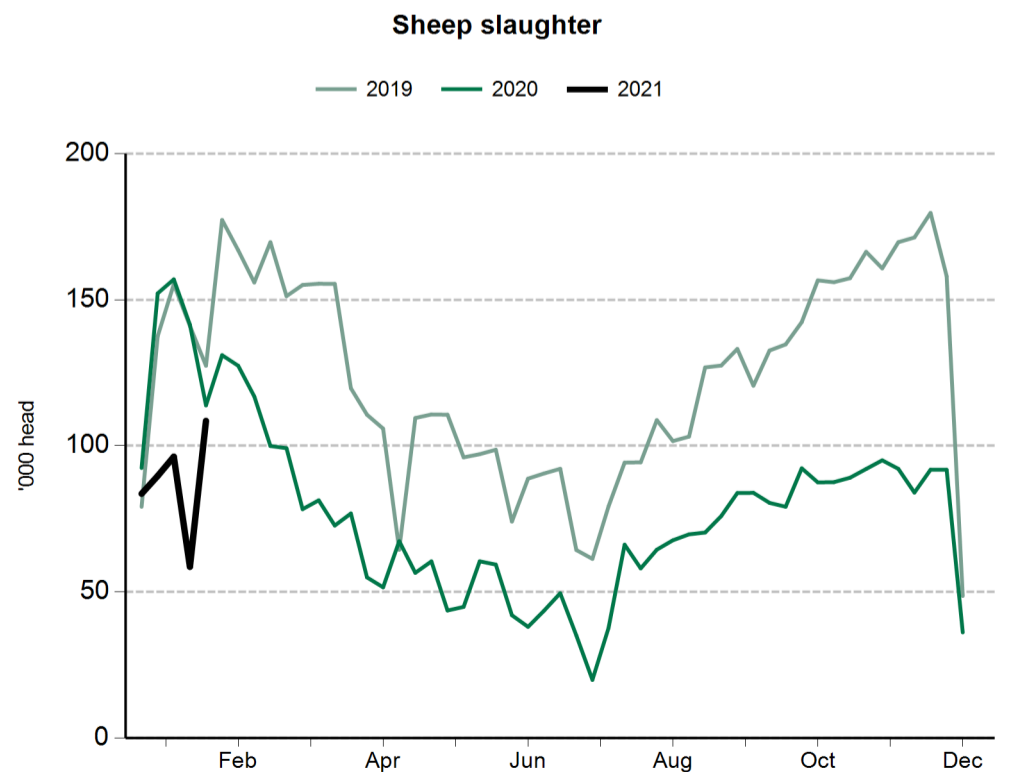
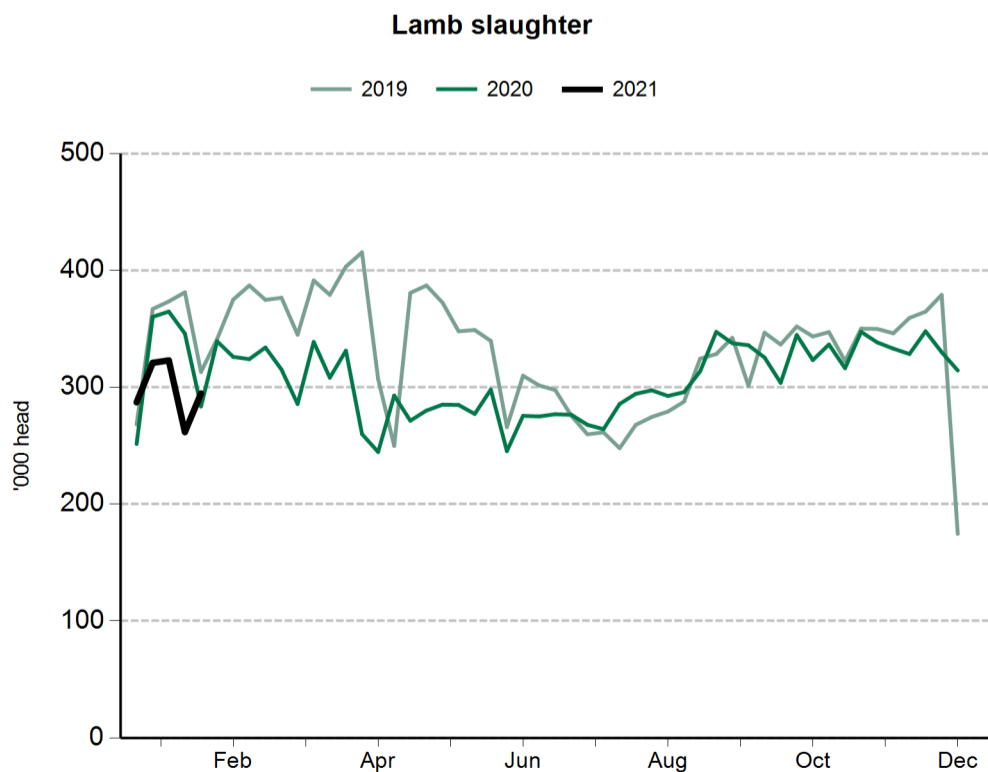
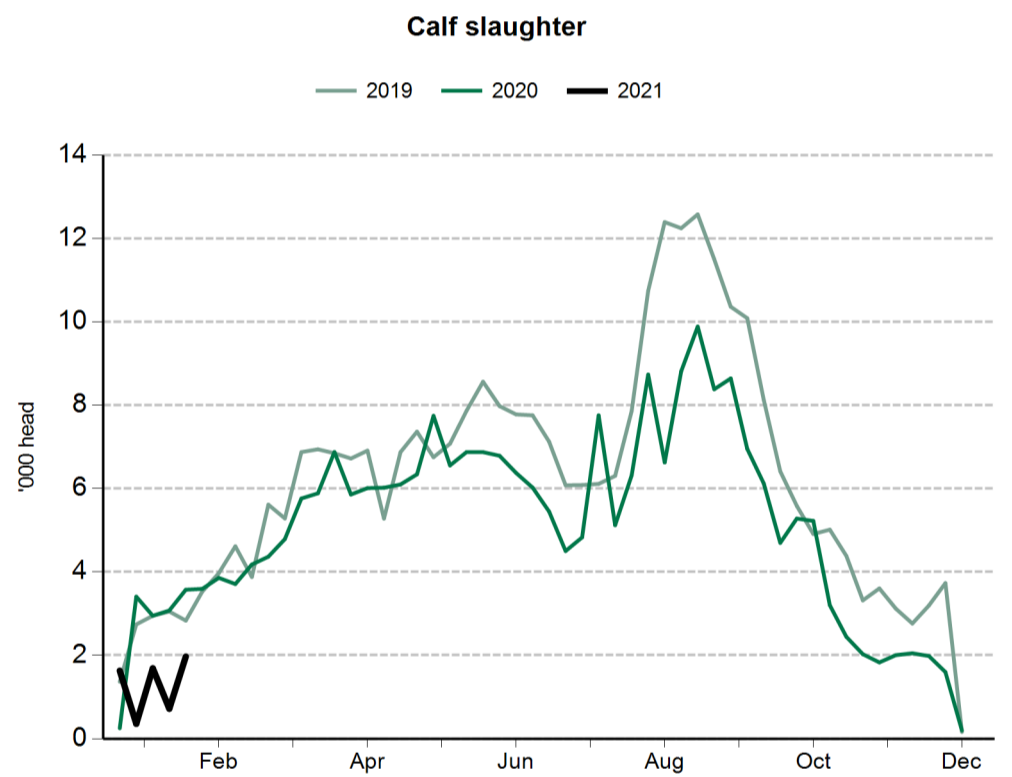
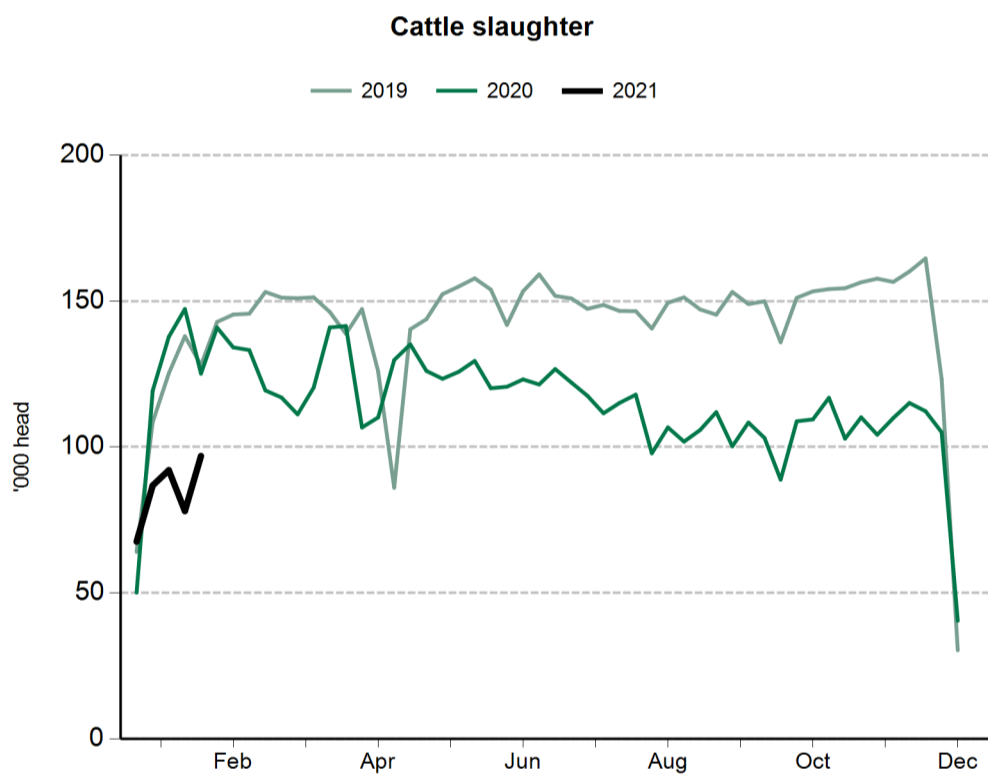
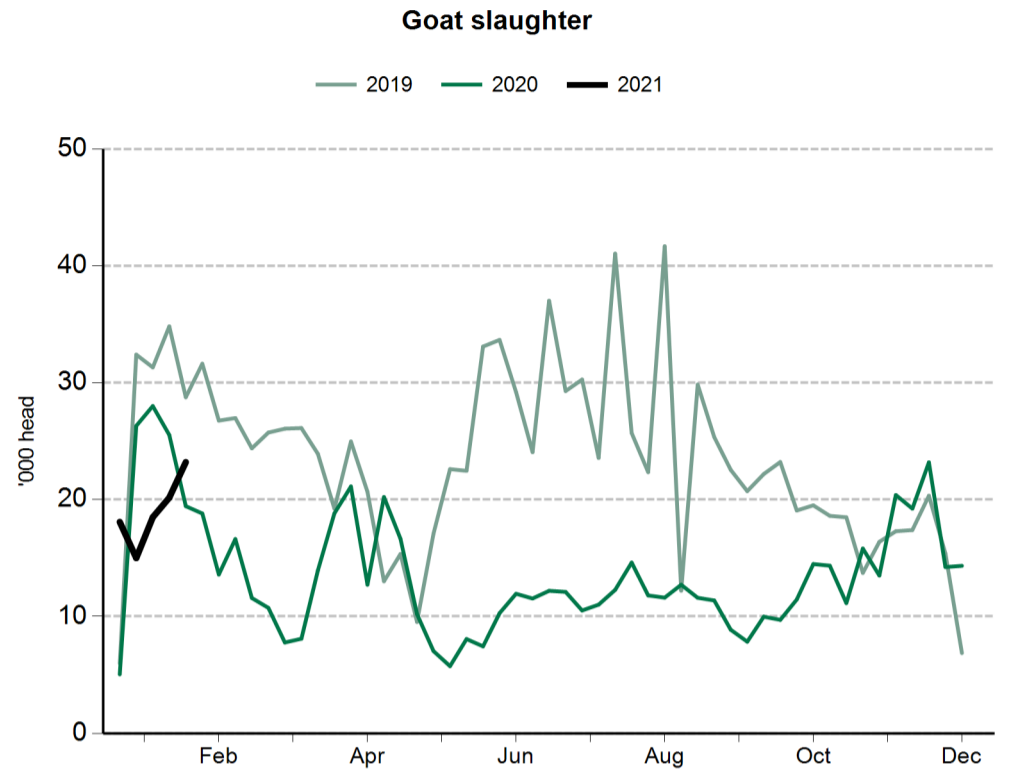
Sheep and lamb saleyard throughput		5 Feb 2021	29 Jan 2021	6 Feb 2020
NSW	Lambs	40,320	110,968	114,000
	Sheep	13,480	36,309	66,187
Victoria	Lambs	44,527	100,095	65,743
	Sheep	16,849	35,344	40,201
SA	Lambs	17,667	29,165	15,131
	Sheep	7,131	7,733	3,432
WA	Lambs	nq	18,245	12,510
	Sheep	nq	21,978	13,500
Tasmania	Lambs	2,860	2,313	2,400
	Sheep	2,934	3,033	2,600



Sheep and lamb slaughter		29 Jan 2021	6 Feb 2020
Queensland	Lambs	241	399
	Sheep	1,235	703
NSW	Lambs	105,186	94,909
	Sheep	48,859	59,776
Victoria	Lambs	129,628	189,149
	Sheep	53,542	58,300
SA	Lambs	55,847	48,765
	Sheep	1,726	7,091
Tasmania	Lambs	3,837	6,128
	Sheep	3,148	5,134



Goat slaughter		29 Jan 2021	6 Feb 2020
Queensland	Goats	7,929	5,219
NSW	Goats	1,152	862
Victoria	Goats	10,046	7,837
SA	Goats	4,076	4,889
Tasmania	Goats	nq	nq



Cattle prices

National saleyard indicators	Live weight	Muscle/Fat	Unit	9 Feb 2021	10 Feb 2020
Restocker Steer	200-280kg	C2	¢/kg lwt	543	369
Feeder Steer	330-400kg	C2	¢/kg lwt	461	349
Vealer Steer	280-330kg	C2	¢/kg lwt	476	307
			¢/kg cwt	902	597
Trade Steer	330-400kg	C3	¢/kg lwt	439	309
			¢/kg cwt	820	578
Medium Steer	400-500kg	C3	¢/kg lwt	403	300
			¢/kg cwt	754	572
Heavy Steer	500-600kg	C4	¢/kg lwt	376	317
			¢/kg cwt	690	591
Medium Cow	400-520kg	D3	¢/kg lwt	286	261
			¢/kg cwt	586	536
Eastern Young Cattle Indicator (EYCI)			¢/kg cwt	875.00	635.5

Eastern states OTH indicators	Carcase weight	Muscle	Unit	5 Feb 2021	13 Feb 2020
Trade steer	240-260kg	A-C	¢/kg cwt	663	537
Medium steer	260-280kg	A-C	¢/kg cwt	656	564
Heavy steer	300-400kg	A-C	¢/kg cwt	665	572
Medium cow	260-280kg	A-E	¢/kg cwt	557	459
MSA trade steer	240-260kg	A-C	¢/kg cwt	679	591

Feeder cattle indicators - paddock sales	Unit	29 Jan 2021	6 Feb 2020
Domestic	Unit		
Steers 280-350kg	¢/kg lwt	468	318
Heifers 280-350kg	¢/kg lwt	415	296
Export	Unit		
Shortfed 100-120 DOF	¢/kg lwt	414	339
Mediumfed 120-220 DOF	¢/kg lwt	415	328
Longfed 220+ DOF	¢/kg lwt	330	330

State saleyard indicators				Queensland		NSW		Victoria		SA		Tasmania	
Category	Live weight	Muscle/Fat	Unit	9 Feb 2021	10 Feb 2020	9 Feb 2021	10 Feb 2020	9 Feb 2021	10 Feb 2020	9 Feb 2021	10 Feb 2020	9 Feb 2021	10 Feb 2020
Restocker Steer	200-280kg	C2	¢/kg lwt	543	373	520	362	431	276	nq	nq	nq	nq
Feeder Steer	330-400kg	C2	¢/kg lwt	466	363	455	349	435	310	nq	nq	nq	nq
Vealer Steer	280-330kg	C2	¢/kg lwt	454	nq	507	340	449	296	458	nq	nq	nq
			¢/kg cwt	873	nq	949	636	837	555	892	nq	nq	nq
Trade Steer	330-400kg	C3	¢/kg lwt	nq	327	451	339	421	296	405	287	nq	nq
			¢/kg cwt	nq	595	819	597	794	564	825	570	nq	nq
Medium Steer	400-500kg	C3	¢/kg lwt	396	343	410	326	397	278	404	282	392	nq
			¢/kg cwt	735	636	764	616	754	530	770	543	745	nq
Heavy Steer	500-600kg	C4	¢/kg lwt	389	334	372	314	383	309	nq	nq	nq	nq
			¢/kg cwt	701	617	681	590	713	568	nq	nq	nq	nq
Medium Cow	400-520kg	D3	¢/kg lwt	284	274	289	264	289	239	nq	nq	248	nq
			¢/kg cwt	581	554	597	546	601	491	nq	nq	496	nq

State over-the-hooks indicators				Queensland		NSW		Victoria		SA		Tasmania
Category	Carcase weight	Muscle	Unit	5 Feb 2021	13 Feb 2020	5 Feb 2021	13 Feb 2020	5 Feb 2021	13 Feb 2020	5 Feb 2021	13 Feb 2020	13 Feb 2020
Trade steer	240-260kg	A-C	¢/kg cwt	681	604	638	525	671	545	nq	nq	472
Medium steer	260-280kg	A-C	¢/kg cwt	677	601	633	528	658	562	nq	nq	nq
Heavy steer	300-400kg	A-C	¢/kg cwt	687	611	643	538	665	568	nq	nq	nq
Medium cow	260-280kg	A-E	¢/kg cwt	584	504	550	442	519	466	573	464	418
MSA trade steer	240-260kg	A-C	¢/kg cwt	685	617	672	566	nq	nq	nq	nq	nq

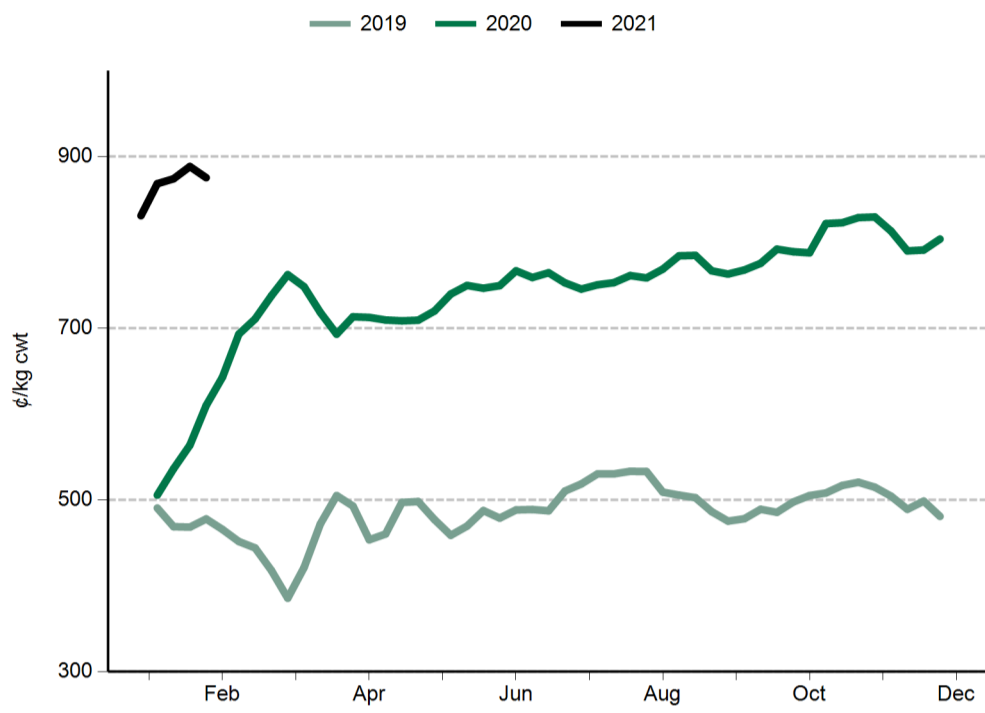
WA saleyard indicators	Unit	9 Feb 2021	10 Feb 2020
WYCI	¢/kg cwt	804	557
Medium Steer	¢/kg lwt	383	292
Medium Cow	¢/kg lwt	270	209

WA over-the-hooks indicators	Unit	13 Feb 2020
Grassfed yearling	¢/kg cwt	560
Grainfed yearling	¢/kg cwt	560
MSA yearling	¢/kg cwt	580

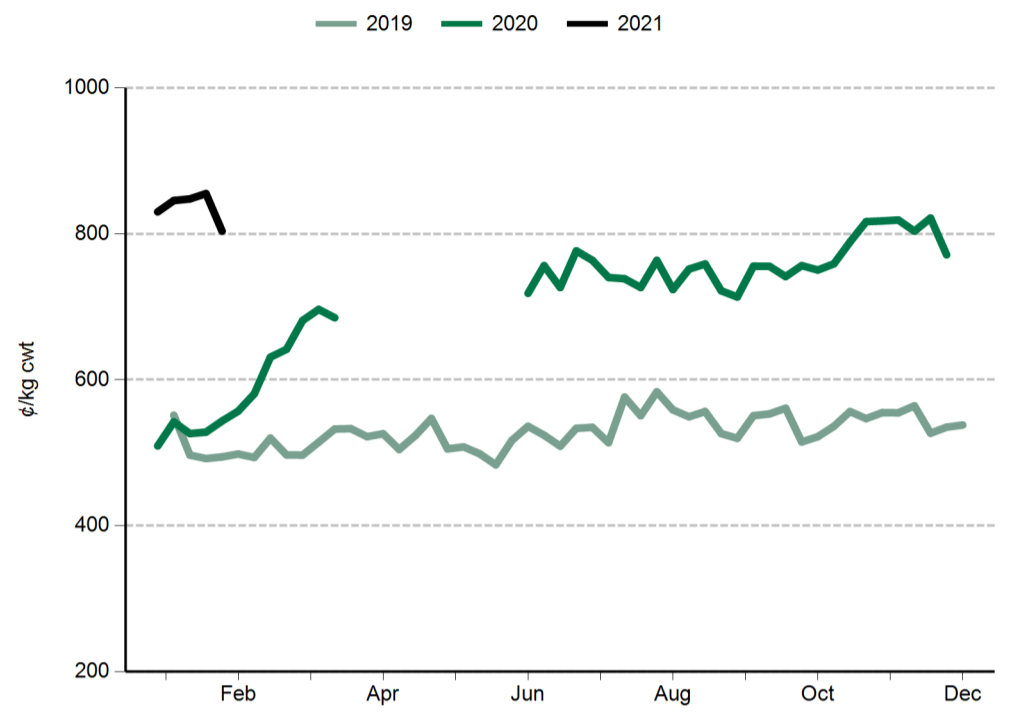
Live Export Price Quotes			Unit	29 Jan 2021	6 Feb 2020
Light Steer	260 - 360 kg	Townsville	¢/kg lwt	nq	nq
	260 - 360 kg	Darwin	¢/kg lwt	355	340
Light Heifer	260 - 360 kg	Townsville	¢/kg lwt	nq	nq
	260 - 360 kg	Darwin	¢/kg lwt	320	305

Please note that despite not being able to access prices via web provider, Live Ex figures have remained consistent on previous week. May be subject to change.

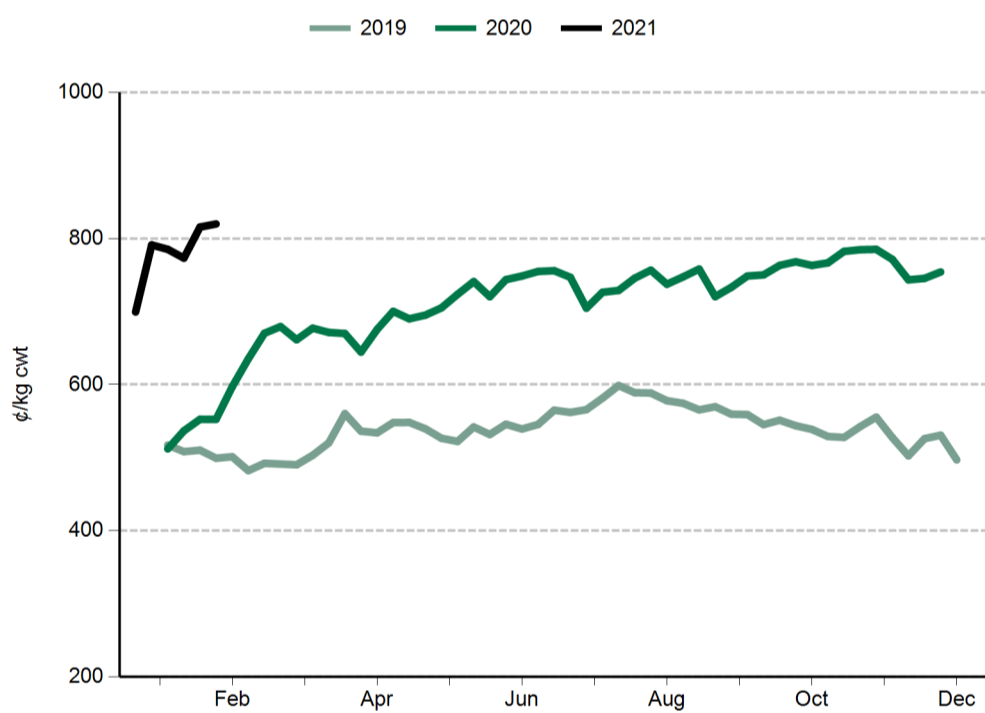
Eastern Young Cattle Indicator (EYCI)



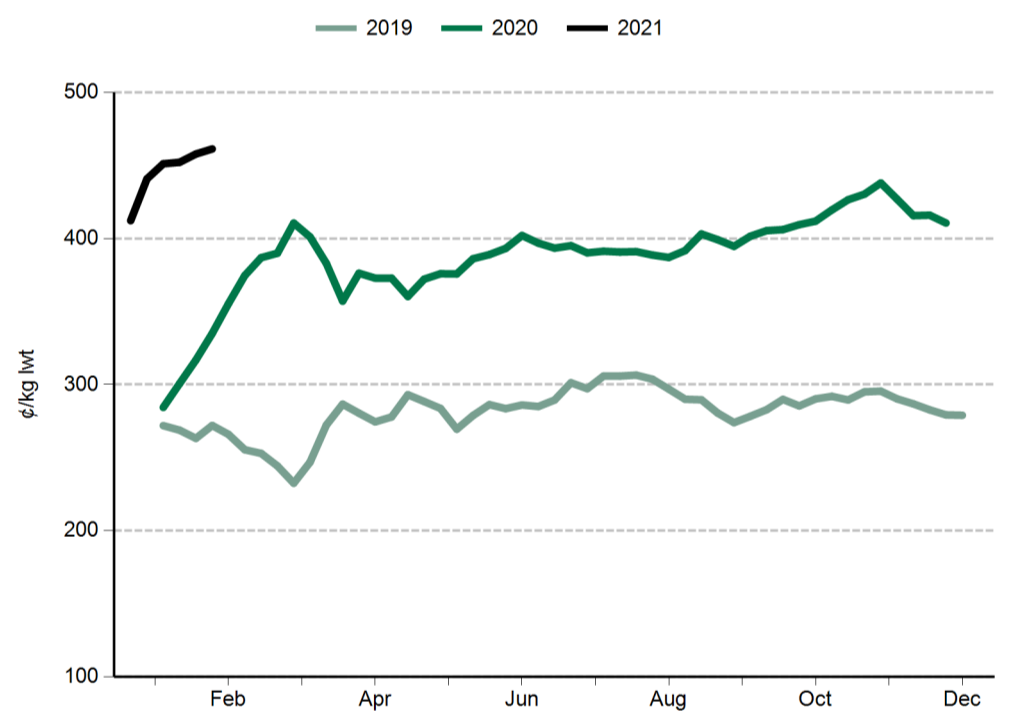
Western Young Cattle Indicator (WYCI)



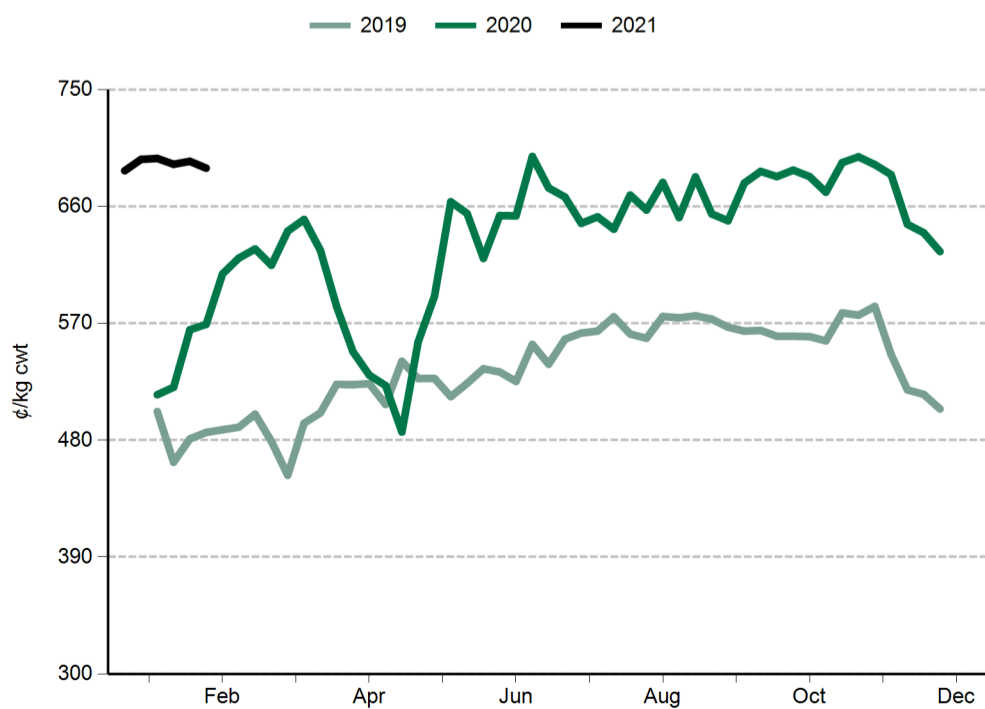
Trade steer



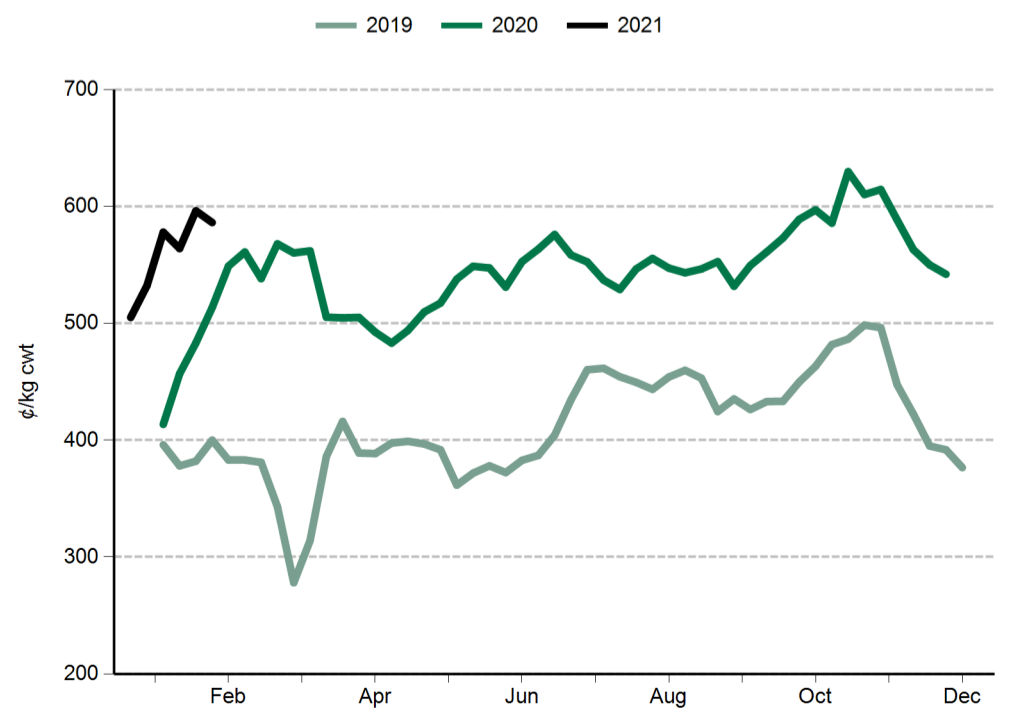
Feeder steer



Heavy steer



Medium cow



Sheep and lamb prices

Eastern States Trade Lamb Indicator (¢/kg cwt)	9 Feb 2021	10 Feb 2020
ESTLI	845	840

National saleyard sheep and lamb indicators (¢/kg cwt)		9 Feb 2021	10 Feb 2020
Merino lamb	16-22kg	772	804
Restocker/feeder lamb	0-18kg	957	890
Light lamb	12-18kg	865	792
Trade lamb	18-22kg	841	821
Heavy lamb	22+kg	845	836
Mutton	18-24kg	609	607

National OTH sheep and lamb indicators (¢/kg cwt)		5 Feb 2021	13 Feb 2020
Medium trade lamb	18-20kg	768	752
Heavy trade lamb	20-22kg	768	752
Heavy lamb	22-24kg	772	755
Mutton	18-24kg	553	559

State saleyard sheep and lamb indicators (¢/kg cwt)		Victoria		NSW		SA		WA		Tasmania	
		9 Feb 2021	10 Feb 2020	9 Feb 2021	10 Feb 2020	9 Feb 2021	10 Feb 2020	9 Feb 2021	10 Feb 2020	9 Feb 2021	10 Feb 2020
Merino lamb	16-22kg	764	819	771	809	786	761	675	647	nq	nq
Restocker/feeder lamb	0-18kg	973	887	983	969	868	906	650	539	1081	762
Light lamb	12-18kg	881	860	888	874	866	801	708	592	992	739
Trade lamb	18-22kg	846	818	861	858	798	803	734	601	850	721
Heavy lamb	22+kg	834	821	863	853	798	799	739	625	725	735
Mutton	18-24kg	627	645	645	635	583	522	528	412	618	595

Over-the-hooks sheep and lamb indicators (¢/kg cwt)		Victoria		NSW		SA		WA	Tasmania
		5 Feb 2021	13 Feb 2020	5 Feb 2021	13 Feb 2020	5 Feb 2021	13 Feb 2020	13 Feb 2020	13 Feb 2020
Medium trade lamb	18-20kg	755	780	750	773	800	770	685	nq
Heavy trade lamb	20-22kg	755	780	750	773	800	770	685	nq
Heavy lamb	22-24kg	765	800	750	773	800	763	685	nq
Mutton	18-24kg	593	580	545	598	520	600	460	nq

Live export price quotes (A\$/head)		2 Feb 2021	10 Feb 2020
Live wether	Muchea	nq	nq

Glossary:

cwt – carcase weight

lwt – live weight

OTH – over-the-hooks. Refers to the marketing of cattle/sheep/lambs directly from the farm to an abattoir where a producer is paid for the value of the carcase based on a sliding grid.

CIF – Cost, insurance, freight. The quoted price for the goods including freight and insurance costs delivered to final destination.

C&F – Cost and freight. Refers to the quoted price for the goods, including freight to the delivery point, but not insurance.

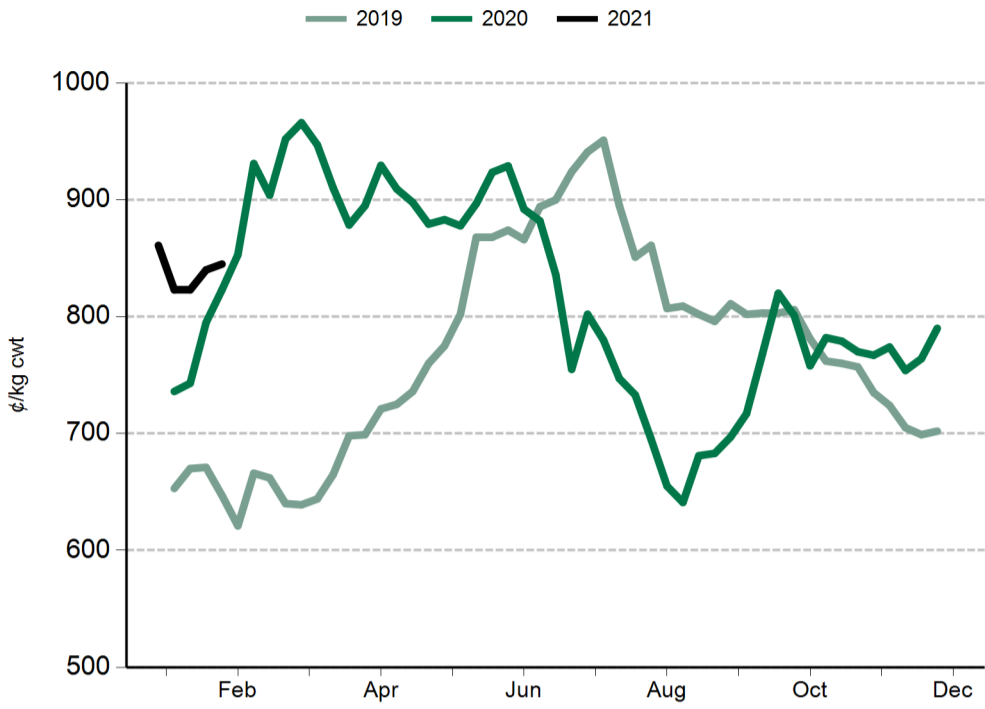
FAS – Free alongside ship. Refers to export price quotes where the seller is obliged to pay warehouse services, packing, inland freight and port charges, but not placement of goods onto the ship. The buyer is obliged to pay overseas freight, charges in foreign port, customs duties, quarantine and delivery to final destination. (See also 'FOB').

EYCI – Eastern Young Cattle Indicator. A seven day rolling average from 24 saleyards across NSW, Victoria and Queensland. It includes vealer and yearling heifers and steers, grade score C2 or C3, with live weight from 200kg.

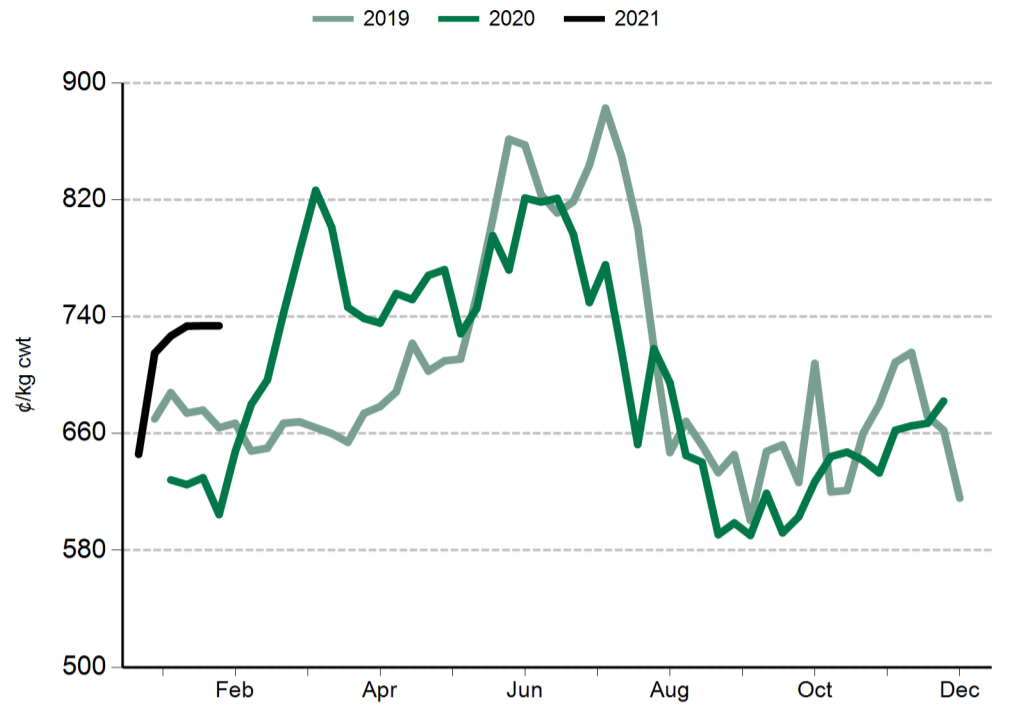
WYCI – Western Young Cattle Indicator. A benchmark of the value of young cattle in WA saleyards. It includes vealer and yearling heifers and steers, grade score C2 or C3, 180kg+ live weight.

All data is collected by MLA's NLRS, unless specified otherwise.

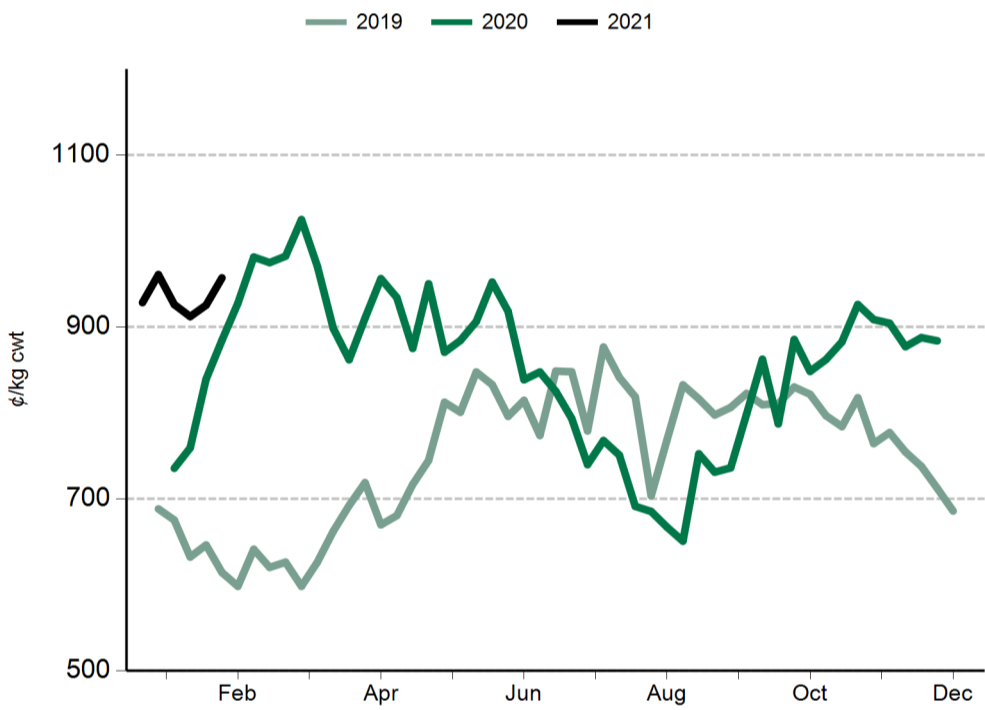
Eastern States Trade Lamb Indicator (ESTLI)



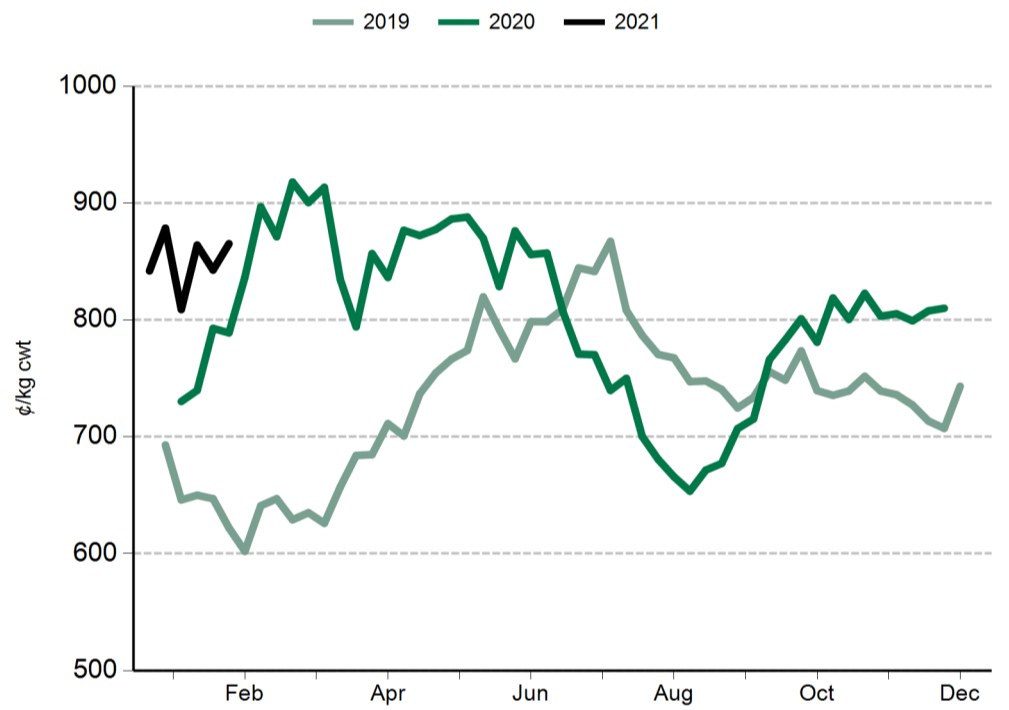
Western Trade Lamb Indicator (WTLI)



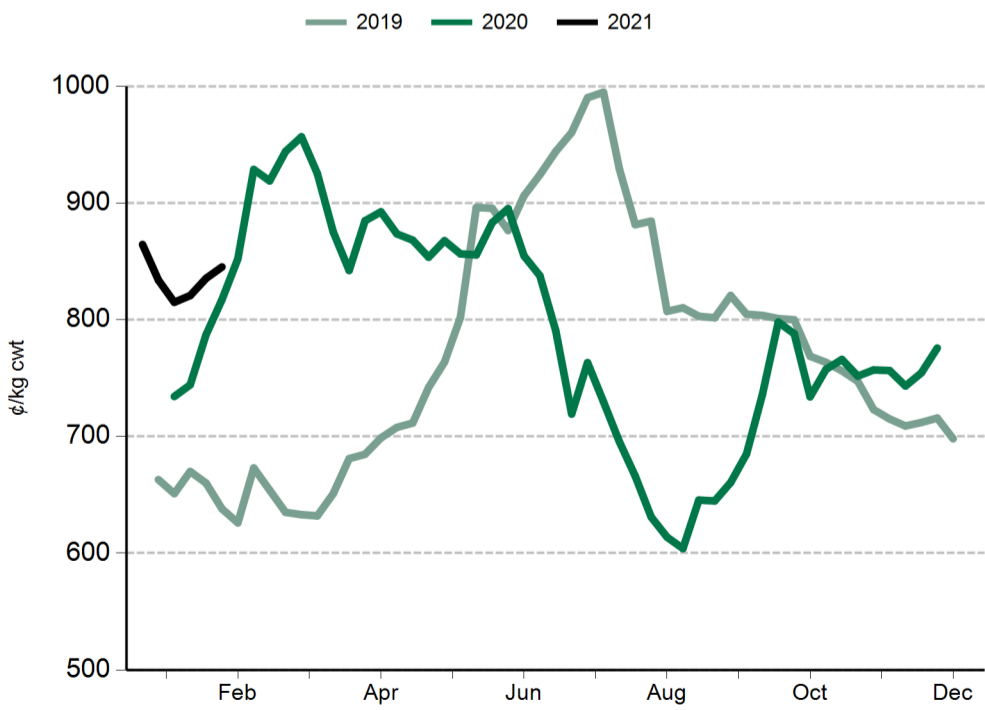
Restocker lamb



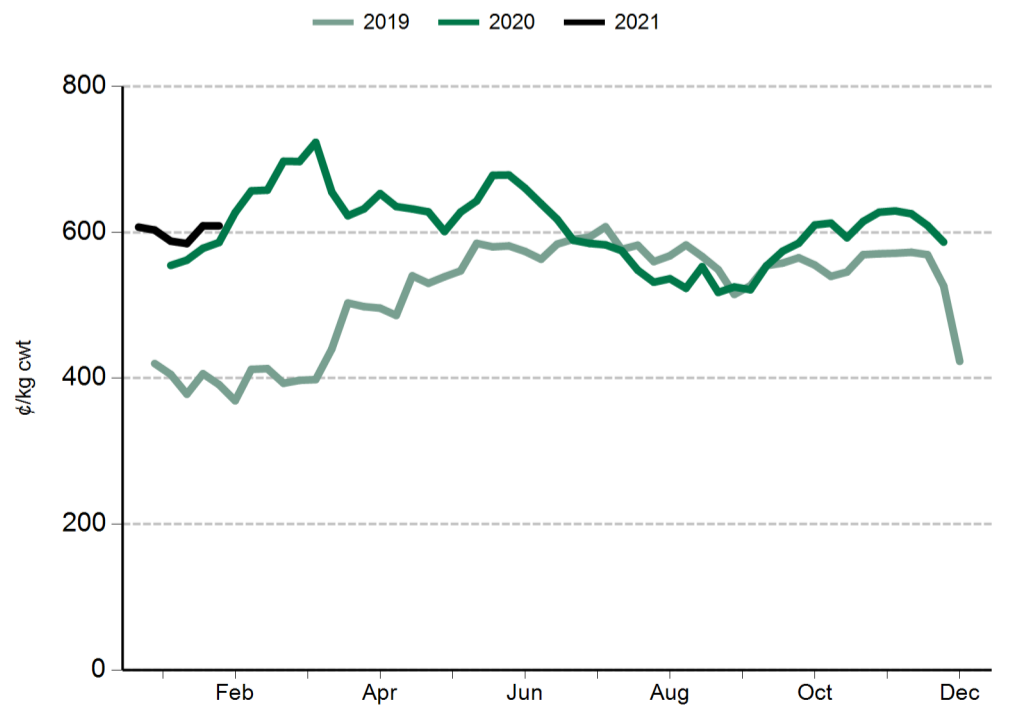
Light lamb



Heavy lamb



Mutton

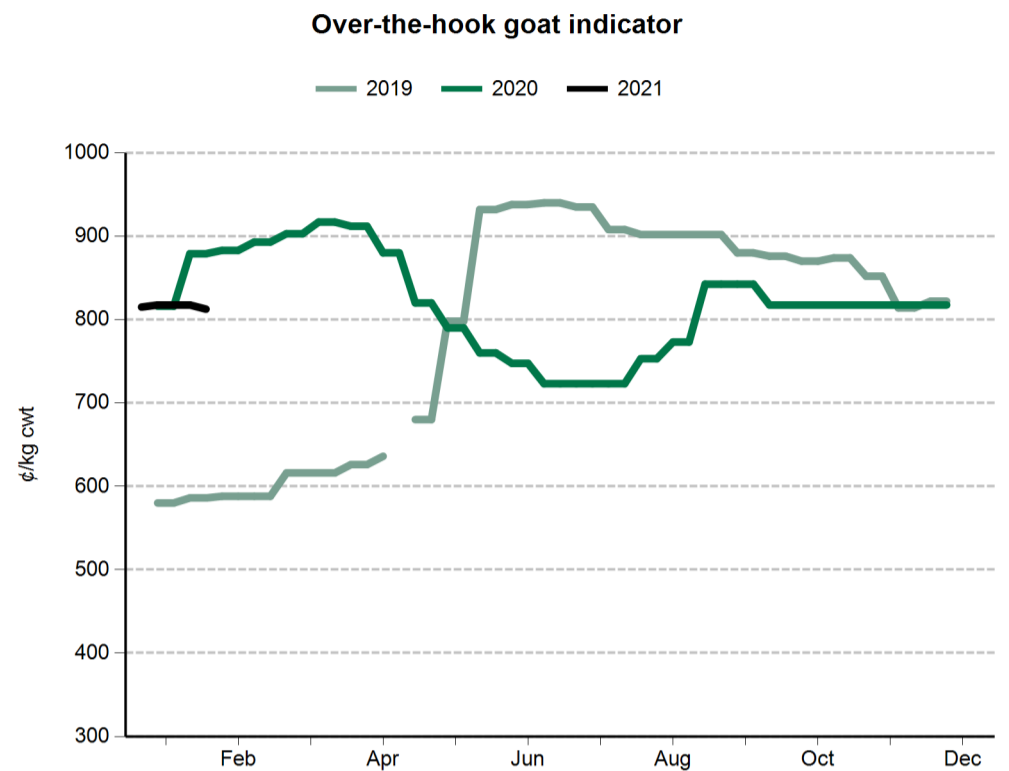


General statistics

Over-the-hooks goat indicators (A¢/kg cwt)		29 Jan 2021	13 Feb 2020
8.1-10kg		813	883
10.1-12kg		813	883
12.1-16kg		813	883
16.1-20kg		813	883
20.1kg+		813	883

Skin indicators - Lambs		5 Feb 2021	29 Jan 2021	6 Feb 2020
2" +	16.1 - 20kg	100	100	250
	20.1 - 24kg	188	188	350
	24.1kg +	288	288	488
1" - 2"	16.1 - 20kg	200	200	150
	20.1 - 24kg	50	50	150
	24.1kg +	163	163	325
0.5" - 1"	16.1 - 20kg	nq	nq	nq
	20.1 - 24kg	nq	nq	75
	24.1kg +	125	125	188
New Season	16.1 - 20kg	nq	nq	150
	20.1 - 24kg	231	231	281
	24.1kg +	313	313	413

Skin indicators - Merino sheep (average 25 micron)		29 Jan 2021	6 Feb 2020
1.5" - 2"	16.1 - 20kg	500	1000
	20.1 - 24kg	725	1125
	24.1kg +	825	1250



Grain prices - Darling Downs (A\$/tonne)	29 Jan 2021	6 Feb 2020
Wheat	310	465
Barley	275	390
Sorghum	325	465

Grain prices - Riverina (A\$/tonne)	29 Jan 2021	6 Feb 2020
Wheat	285	363
Barley	nq	324

Source: Profarmer Australia

PLEASE NOTE

MLA no longer reports on fodder prices, tallow prices or the EMI on a weekly basis.

These can be accessed separately through these links:

- [Fodder prices \(Dairy Australia\)](#)
- [Tallow prices \(MLA monthly co-product report\)](#)
- [EMI \(AWEX\)](#)

US imported beef prices (CIF)		29 Jan 2021	6 Feb 2020
Bull 95CL	US¢/lb	247.5	230.0
	A¢/kg	715.1	756.1
Cow 90CL	US¢/lb	231.0	220.0
	A¢/kg	667.4	723.2
CC/CF 85CL	US¢/lb	207.5	209.0
	A¢/kg	599.5	687.0
Shank 90CL	US¢/lb	232.5	220.0
	A¢/kg	671.8	723.2
Trim 85CL	US¢/lb	205.5	208.5
	A¢/kg	593.7	685.4
Trim 80CL	US¢/lb	177.5	205.0
	A¢/kg	512.8	673.9
Trim 75CL	US¢/lb	175.0	195.0
	A¢/kg	505.6	641.0
Trim 65CL	US¢/lb	nq	nq
	A¢/kg	nq	nq
Outside flats	US¢/lb	nq	nq
	A¢/kg	nq	nq
Knuckles	US¢/lb	267.5	262.5
	A¢/kg	772.9	862.9
Inside cap off	US¢/lb	327.5	292.5
	A¢/kg	946.2	961.5

Source: Steiner Consulting Group

