

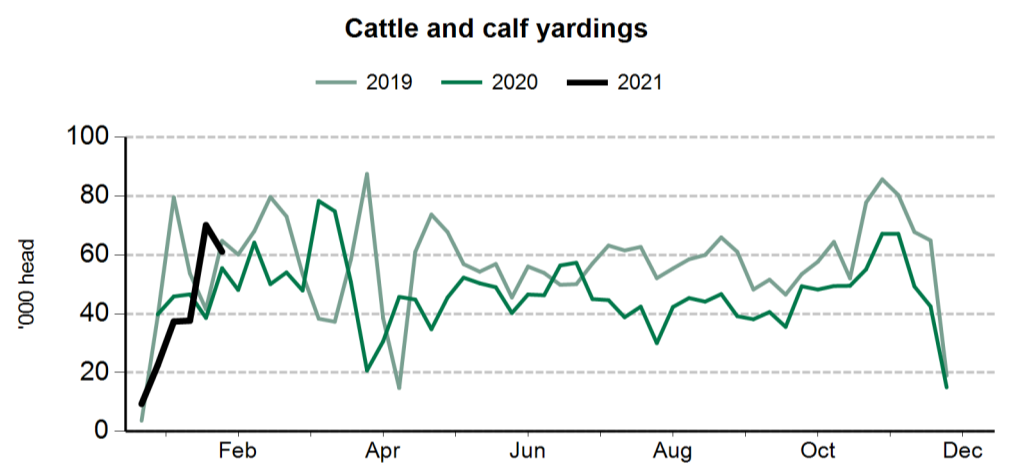
The following weekly statistical summary includes the following information:

- **Livestock movements**.....pages 1-2
  - Cattle yardings
  - Sheep yardings
  - Cattle slaughter
  - Sheep, lamb and goat slaughter
- **Cattle price indicators**.....pages 3-4
  - Saleyard indicators
  - Over-the-hook indicators
  - Live export indicators
- **Sheep and lamb indicators**.....pages 5-6
  - Saleyard indicators
  - Over-the-hook indicators
  - Live export indicators
- **General statistics**.....page 7
  - Over-the-hook goat indicators
  - Skin price indicators
  - Weekly US imported beef indicators

### Cattle movements

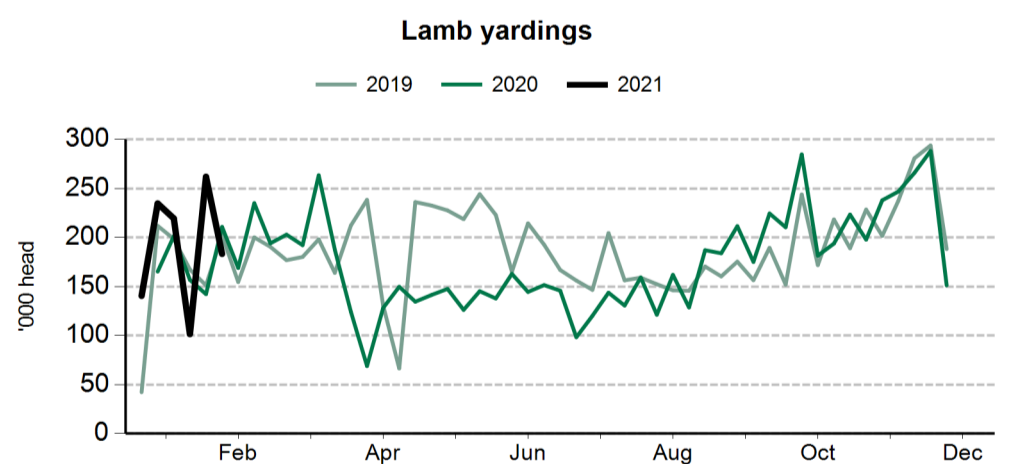
Cattle saleyard throughput		12 Feb 2021	5 Feb 2021	13 Feb 2020
Queensland	Cattle	5,770	19,686	11,130
NSW	Cattle	8,794	15,237	16,377
Victoria	Cattle	4,077	9,912	13,941
SA	Cattle	939	2,357	3,242
WA	Cattle	2,378	1,335	3,322
Tasmania	Cattle	80	120	72

Cattle slaughter		5 Feb 2021	13 Feb 2020
Queensland	Cattle	45,339	61,790
	Calves	46	104
NSW	Cattle	26,415	34,639
	Calves	1,322	1,862
Victoria	Cattle	19,596	27,920
	Calves	837	1,839
SA	Cattle	3,108	4,688
	Calves	11	2
Tasmania	Cattle	2,726	5,075
	Calves	30	50

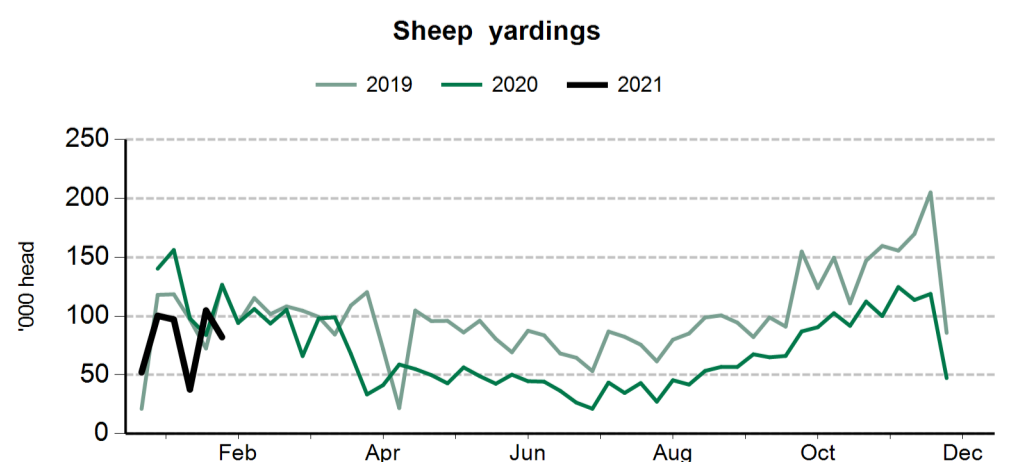


### Smallstock movements

Sheep and lamb saleyard throughput		12 Feb 2021	5 Feb 2021	13 Feb 2020
NSW	Lambs	37,725	85,557	89,910
	Sheep	11,690	26,835	35,100
Victoria	Lambs	37,623	64,260	56,945
	Sheep	14,634	37,462	42,494
SA	Lambs	20,037	19,353	10,988
	Sheep	6,485	7,377	3,183
WA	Lambs	7,000	10,089	9,440
	Sheep	5,000	7,000	8,639
Tasmania	Lambs	2,400	2,860	1,300
	Sheep	2,527	2,934	4,700

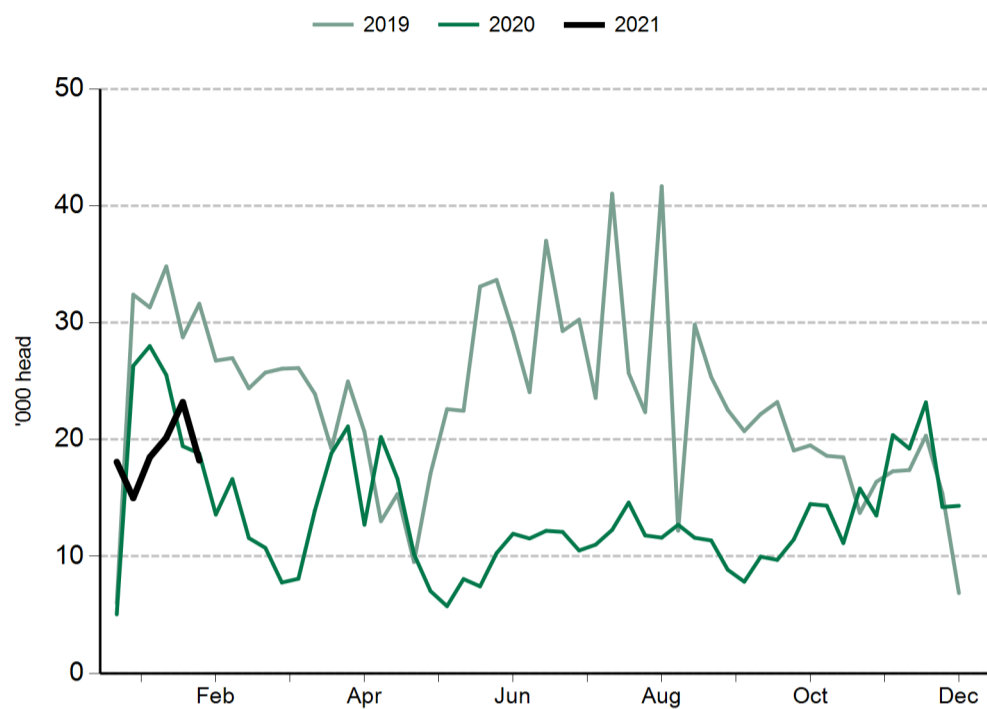


Sheep and lamb slaughter		5 Feb 2021	13 Feb 2020
Queensland	Lambs	594	99
	Sheep	1,568	2,113
NSW	Lambs	106,420	96,519
	Sheep	50,209	48,608
Victoria	Lambs	143,690	175,255
	Sheep	44,977	61,886
SA	Lambs	55,974	48,742
	Sheep	1,092	9,288
Tasmania	Lambs	2,843	5,458
	Sheep	2,745	5,487

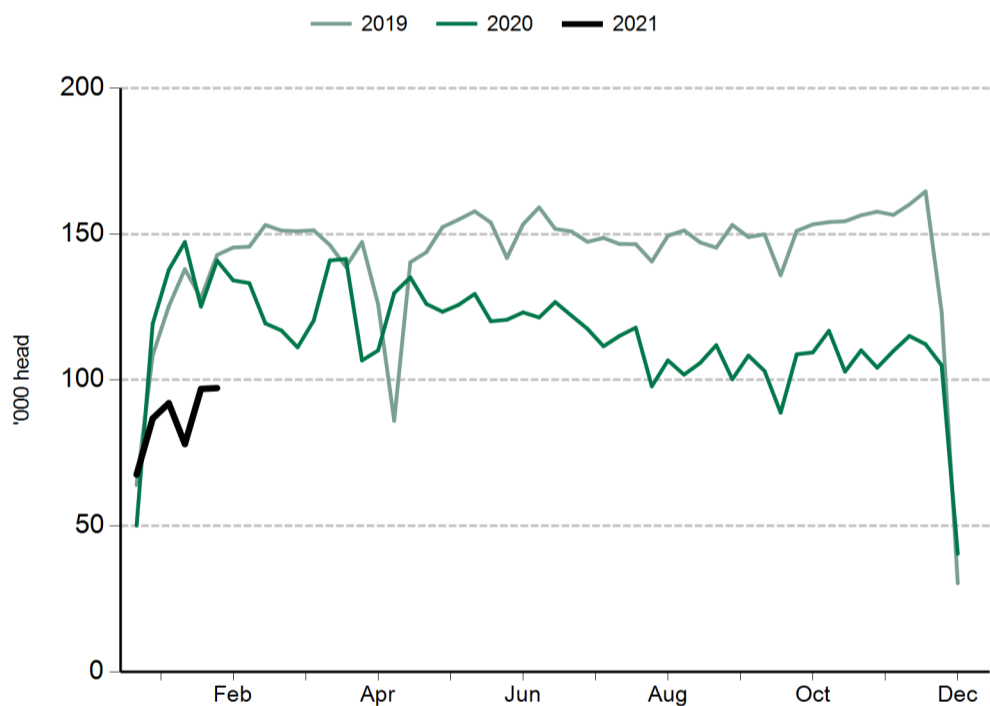


Goat slaughter		5 Feb 2021	13 Feb 2020
Queensland	Goats	6,550	5,106
NSW	Goats	792	1,026
Victoria	Goats	7,122	5,261
SA	Goats	3,748	2,191
Tasmania	Goats	nq	nq

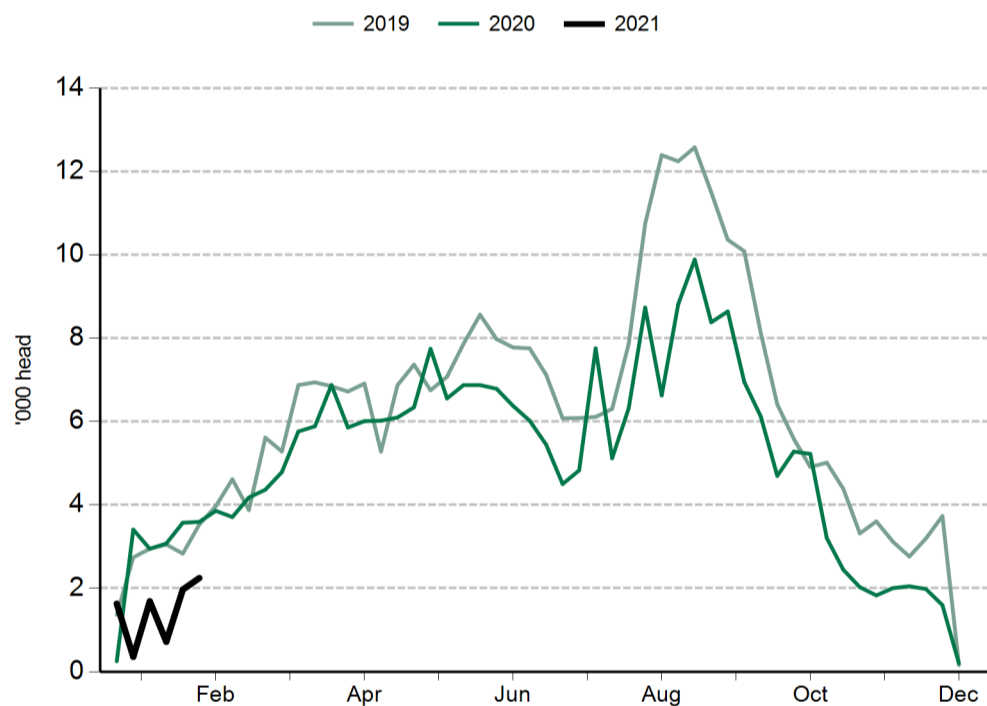
Goat slaughter



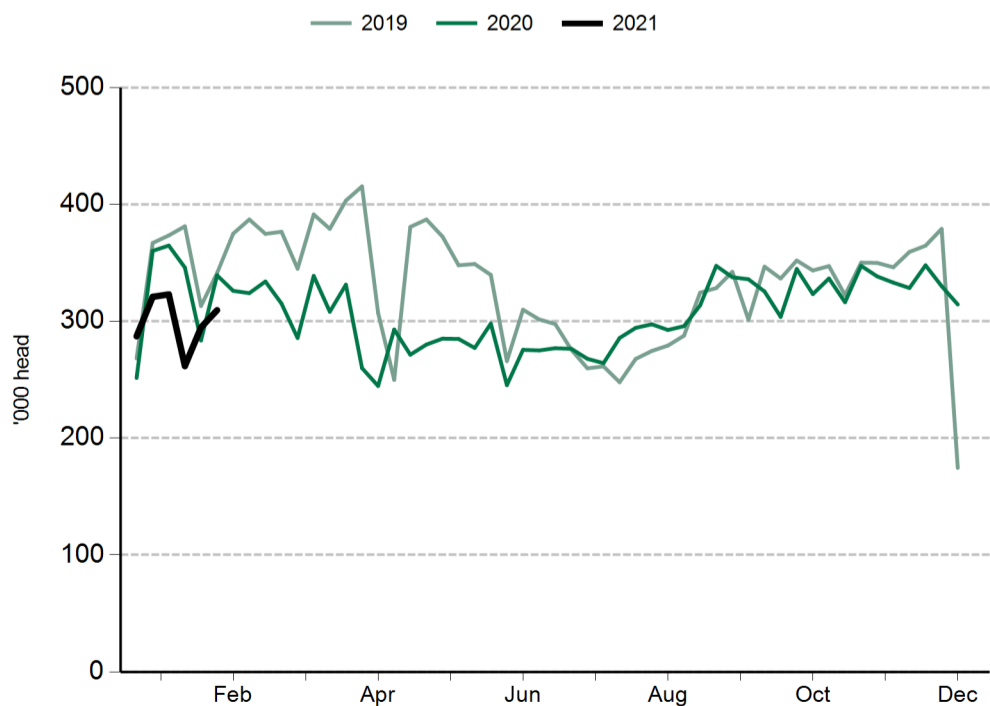
Cattle slaughter



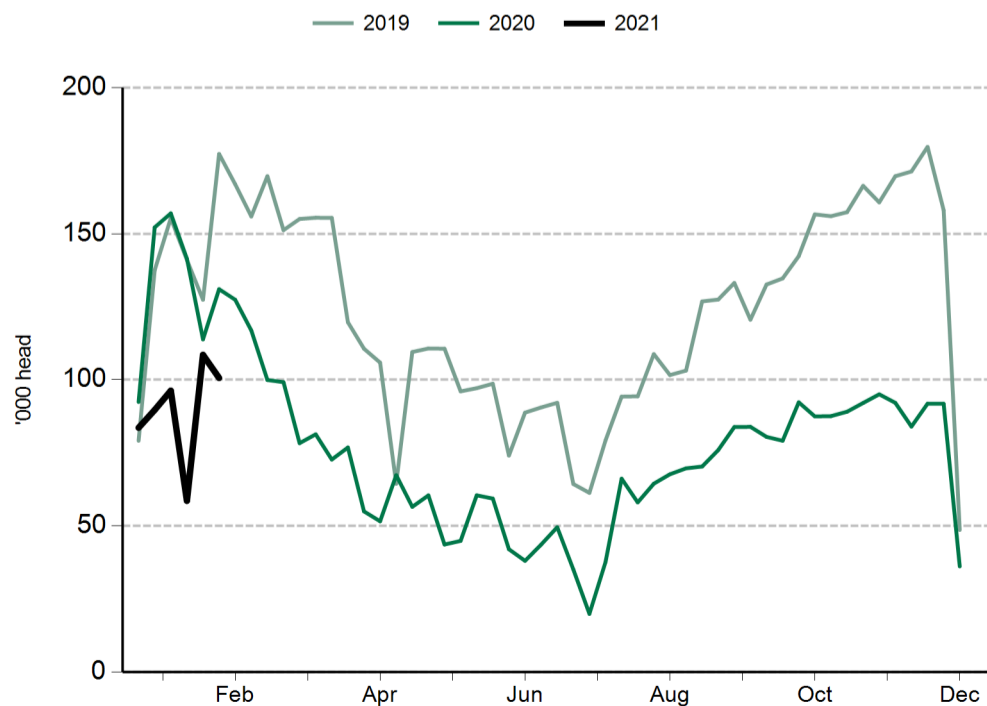
Calf slaughter



Lamb slaughter



Sheep slaughter



#### Cattle prices

National saleyard indicators	Live weight	Muscle/Fat	Unit	16 Feb 2021	17 Feb 2020
Restocker Steer	200-280kg	C2	¢/kg lwt	528	381
Feeder Steer	330-400kg	C2	¢/kg lwt	451	367
Vealer Steer	280-330kg	C2	¢/kg lwt	476	332
			¢/kg cwt	914	645
Trade Steer	330-400kg	C3	¢/kg lwt	440	322
			¢/kg cwt	821	614
Medium Steer	400-500kg	C3	¢/kg lwt	397	327
			¢/kg cwt	742	622
Heavy Steer	500-600kg	C4	¢/kg lwt	374	337
			¢/kg cwt	686	618
Medium Cow	400-520kg	D3	¢/kg lwt	294	279
			¢/kg cwt	598	567
Eastern Young Cattle Indicator (EYCI)			¢/kg cwt	865.75	674.5

Eastern states OTH indicators	Carcase weight	Muscle	Unit	12 Feb 2021	20 Feb 2020
Trade steer	240-260kg	A-C	¢/kg cwt	639	545
Medium steer	260-280kg	A-C	¢/kg cwt	657	576
Heavy steer	300-400kg	A-C	¢/kg cwt	666	585
Medium cow	260-280kg	A-E	¢/kg cwt	545	481
MSA trade steer	240-260kg	A-C	¢/kg cwt	679	607

Feeder cattle indicators - paddock sales	Unit	5 Feb 2021	13 Feb 2020
<b>Domestic</b>	Unit		
Steers 280-350kg	¢/kg lwt	468	353
Heifers 280-350kg	¢/kg lwt	415	320
<b>Export</b>	Unit		
Shortfed 100-120 DOF	¢/kg lwt	415	354
Mediumfed 120-220 DOF	¢/kg lwt	415	328
Longfed 220+ DOF	¢/kg lwt	330	330

State saleyard indicators				Queensland		NSW		Victoria		SA		Tasmania	
Category	Live weight	Muscle/Fat	Unit	16 Feb 2021	17 Feb 2020	16 Feb 2021	17 Feb 2020	16 Feb 2021	17 Feb 2020	16 Feb 2021	17 Feb 2020	16 Feb 2021	17 Feb 2020
Restocker Steer	200-280kg	C2	¢/kg lwt	530	389	493	369	nq	nq	nq	nq	nq	nq
Feeder Steer	330-400kg	C2	¢/kg lwt	450	373	456	369	432	335	380	296	nq	nq
Vealer Steer	280-330kg	C2	¢/kg lwt	nq	nq	517	399	456	330	518	306	474	nq
			¢/kg cwt	nq	nq	959	742	846	611	1036	611	912	nq
Trade Steer	330-400kg	C3	¢/kg lwt	455	361	462	348	428	321	420	304	nq	nq
			¢/kg cwt	827	663	834	629	789	611	840	602	nq	nq
Medium Steer	400-500kg	C3	¢/kg lwt	388	357	404	324	409	305	397	320	nq	nq
			¢/kg cwt	721	678	750	602	768	591	793	630	nq	nq
Heavy Steer	500-600kg	C4	¢/kg lwt	383	366	366	334	373	319	nq	nq	nq	nq
			¢/kg cwt	693	655	671	618	695	592	nq	nq	nq	nq
Medium Cow	400-520kg	D3	¢/kg lwt	297	286	285	282	292	265	nq	269	nq	209
			¢/kg cwt	605	575	592	580	588	546	nq	562	nq	449

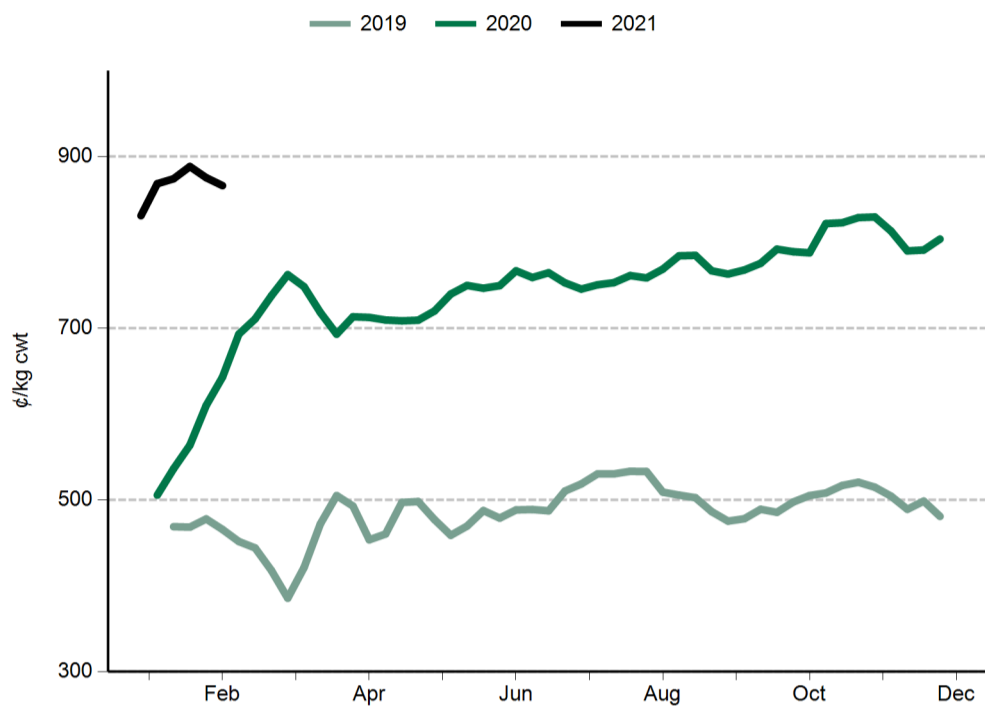
State over-the-hooks indicators				Queensland		NSW		Victoria		SA		Tasmania	
Category	Carcase weight	Muscle	Unit	12 Feb 2021	20 Feb 2020	12 Feb 2021	20 Feb 2020	12 Feb 2021	20 Feb 2020	12 Feb 2021	20 Feb 2020	12 Feb 2021	20 Feb 2020
Trade steer	240-260kg	A-C	¢/kg cwt	681	625	638	540	683	548	nq	nq	556	467
Medium steer	260-280kg	A-C	¢/kg cwt	677	620	633	544	661	565	nq	nq	nq	nq
Heavy steer	300-400kg	A-C	¢/kg cwt	687	630	643	554	667	571	nq	nq	nq	nq
Medium cow	260-280kg	A-E	¢/kg cwt	584	526	550	464	519	478	573	489	497	447
MSA trade steer	240-260kg	A-C	¢/kg cwt	685	637	672	577	nq	nq	nq	nq	nq	nq

WA saleyard indicators	Unit	16 Feb 2021	17 Feb 2020
WYCI	¢/kg cwt	880	581
Medium Steer	¢/kg lwt	409	291
Medium Cow	¢/kg lwt	292	219

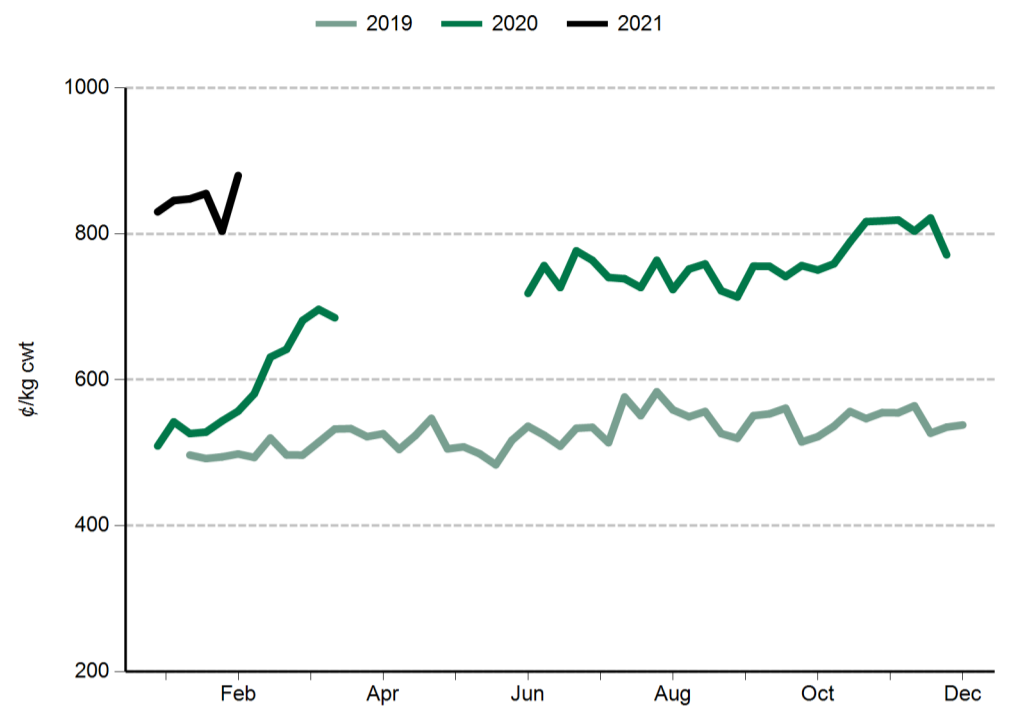
WA over-the-hooks indicators	Unit	20 Feb 2020
Grassfed yearling	¢/kg cwt	560
Grainfed yearling	¢/kg cwt	560
MSA yearling	¢/kg cwt	580

Live Export Price Quotes			Unit	5 Feb 2021	13 Feb 2020
Light Steer	260 - 360 kg	Townsville	¢/kg lwt	410	nq
	260 - 360 kg	Darwin	¢/kg lwt	nq	360
Light Heifer	260 - 360 kg	Townsville	¢/kg lwt	380	nq
	260 - 360 kg	Darwin	¢/kg lwt	nq	330

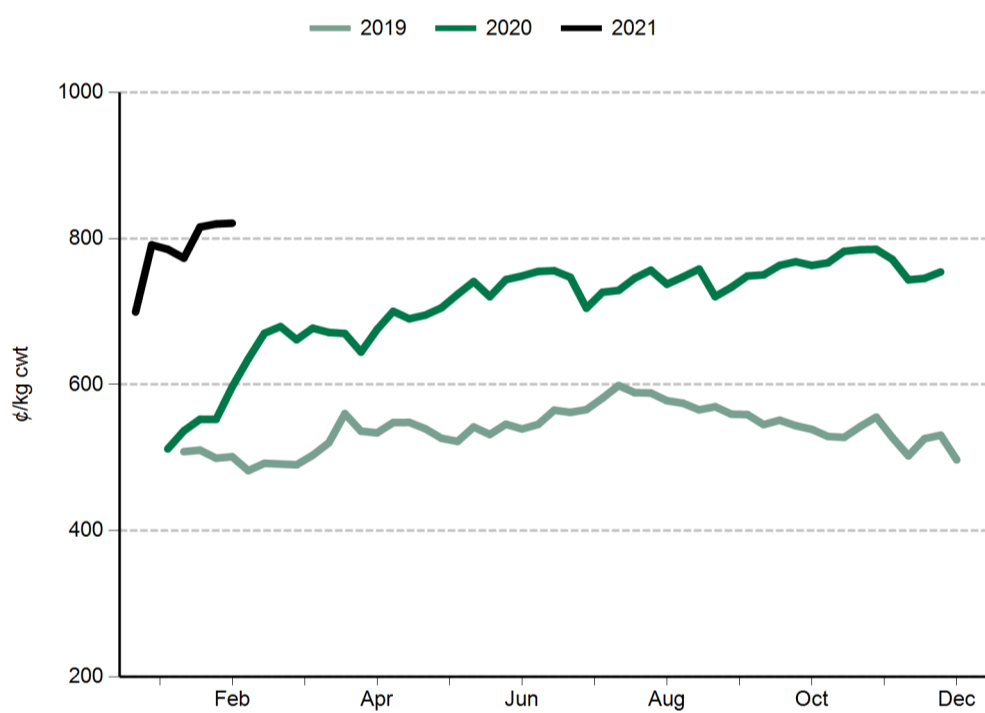
**Eastern Young Cattle Indicator (EYCI)**



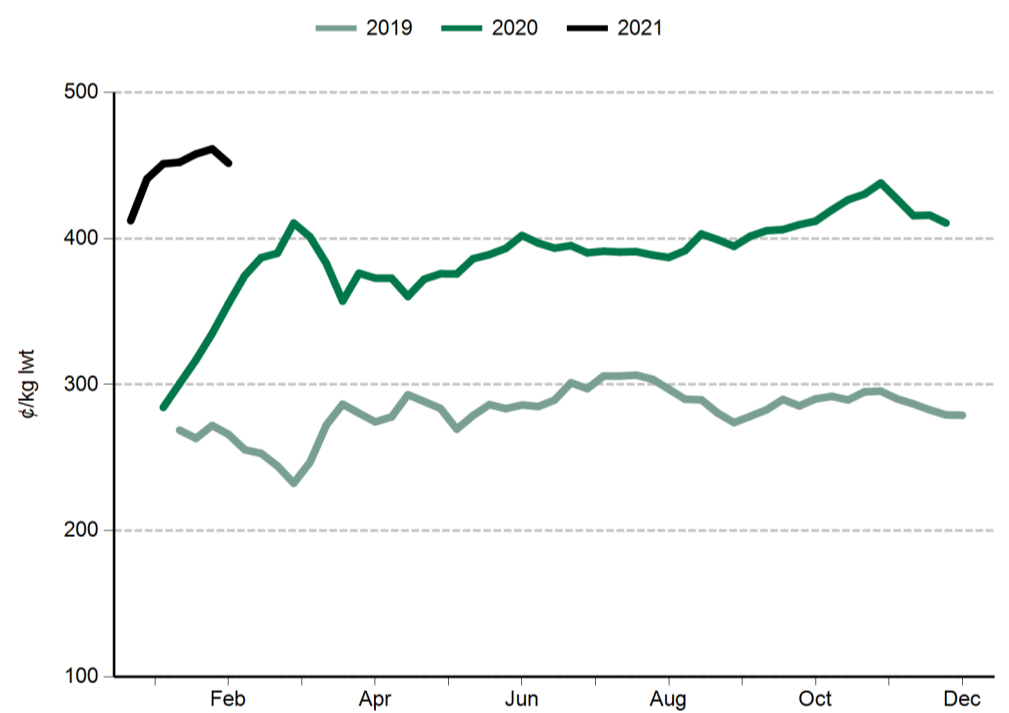
**Western Young Cattle Indicator (WYCI)**



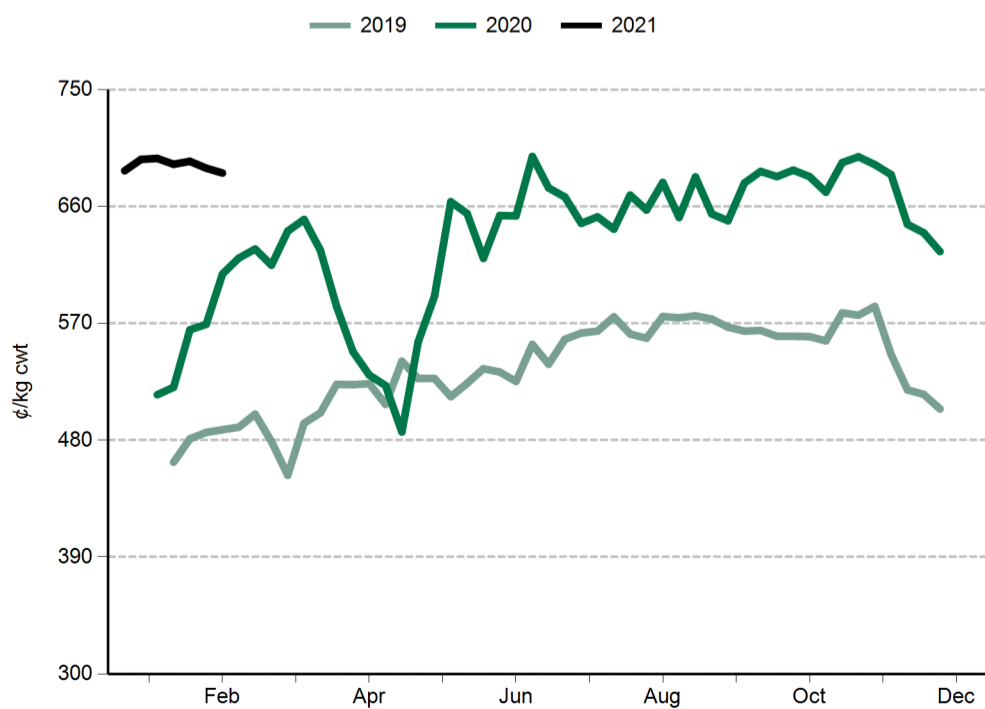
**Trade steer**



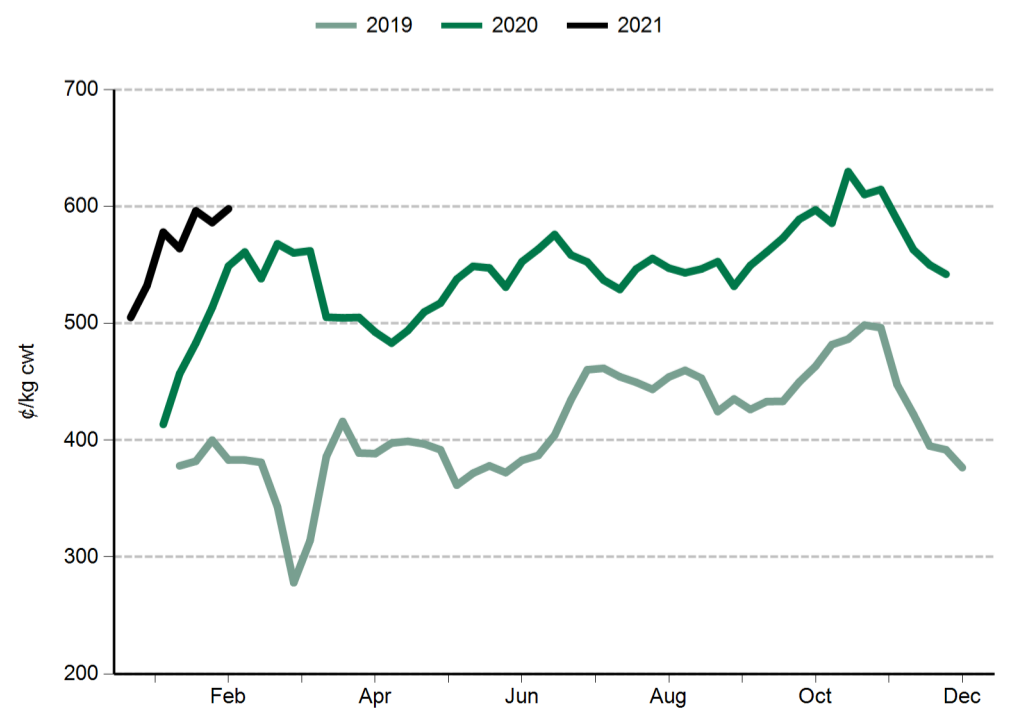
**Feeder steer**



**Heavy steer**



**Medium cow**



#### Sheep and lamb prices

Eastern States Trade Lamb Indicator (¢/kg cwt)	16 Feb 2021	17 Feb 2020
ESTLI	862	925

National saleyard sheep and lamb indicators (¢/kg cwt)		16 Feb 2021	17 Feb 2020
Merino lamb	16-22kg	762	854
Restocker/feeder lamb	0-18kg	933	982
Light lamb	12-18kg	827	882
Trade lamb	18-22kg	848	909
Heavy lamb	22+kg	858	922
Mutton	18-24kg	638	655

National OTH sheep and lamb indicators (¢/kg cwt)		12 Feb 2021	20 Feb 2020
Medium trade lamb	18-20kg	773	775
Heavy trade lamb	20-22kg	773	775
Heavy lamb	22-24kg	780	775
Mutton	18-24kg	548	573

State saleyard sheep and lamb indicators (¢/kg cwt)		Victoria		NSW		SA		WA		Tasmania
		16 Feb 2021	17 Feb 2020	16 Feb 2021	17 Feb 2020	16 Feb 2021	17 Feb 2020	16 Feb 2021	17 Feb 2020	17 Feb 2020
Merino lamb	16-22kg	819	876	764	876	783	776	650	676	nq
Restocker/feeder lamb	0-18kg	964	979	1010	1036	860	1101	718	563	935
Light lamb	12-18kg	921	921	894	943	796	837	699	648	794
Trade lamb	18-22kg	874	893	863	952	795	831	713	667	786
Heavy lamb	22+kg	873	888	863	952	779	820	668	681	794
Mutton	18-24kg	663	692	675	668	580	619	529	463	679

Over-the-hooks sheep and lamb indicators (¢/kg cwt)		Victoria		NSW		SA		WA		Tasmania	
		12 Feb 2021	20 Feb 2020	12 Feb 2021	20 Feb 2020	12 Feb 2021	20 Feb 2020	12 Feb 2021	20 Feb 2020	12 Feb 2021	20 Feb 2020
Medium trade lamb	18-20kg	768	810	750	813	800	794	nq	685	nq	nq
Heavy trade lamb	20-22kg	768	810	750	813	800	794	nq	685	nq	nq
Heavy lamb	22-24kg	790	810	750	813	800	793	nq	685	nq	nq
Mutton	18-24kg	593	610	545	613	520	608	533	460	nq	nq

Live export price quotes (A\$/head)		9 Feb 2021	17 Feb 2020
Live wether	Muchea	nq	nq

#### Glossary:

**cwt** – carcase weight

**lwt** – live weight

**OTH** – over-the-hooks. Refers to the marketing of cattle/sheep/lambs directly from the farm to an abattoir where a producer is paid for the value of the carcase based on a sliding grid.

**CIF** – Cost, insurance, freight. The quoted price for the goods including freight and insurance costs delivered to final destination.

**C&F** – Cost and freight. Refers to the quoted price for the goods, including freight to the delivery point, but not insurance.

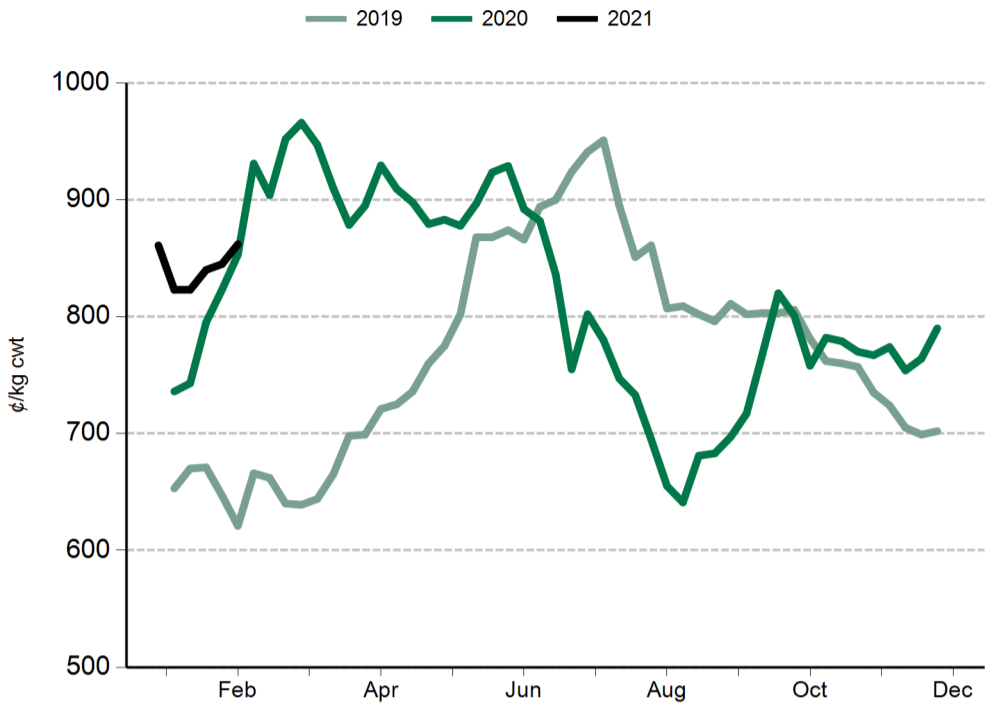
**FAS** – Free alongside ship. Refers to export price quotes where the seller is obliged to pay warehouse services, packing, inland freight and port charges, but not placement of goods onto the ship. The buyer is obliged to pay overseas freight, charges in foreign port, customs duties, quarantine and delivery to final destination. (See also 'FOB').

**EYCI** – Eastern Young Cattle Indicator. A seven day rolling average from 24 saleyards across NSW, Victoria and Queensland. It includes vealer and yearling heifers and steers, grade score C2 or C3, with live weight from 200kg.

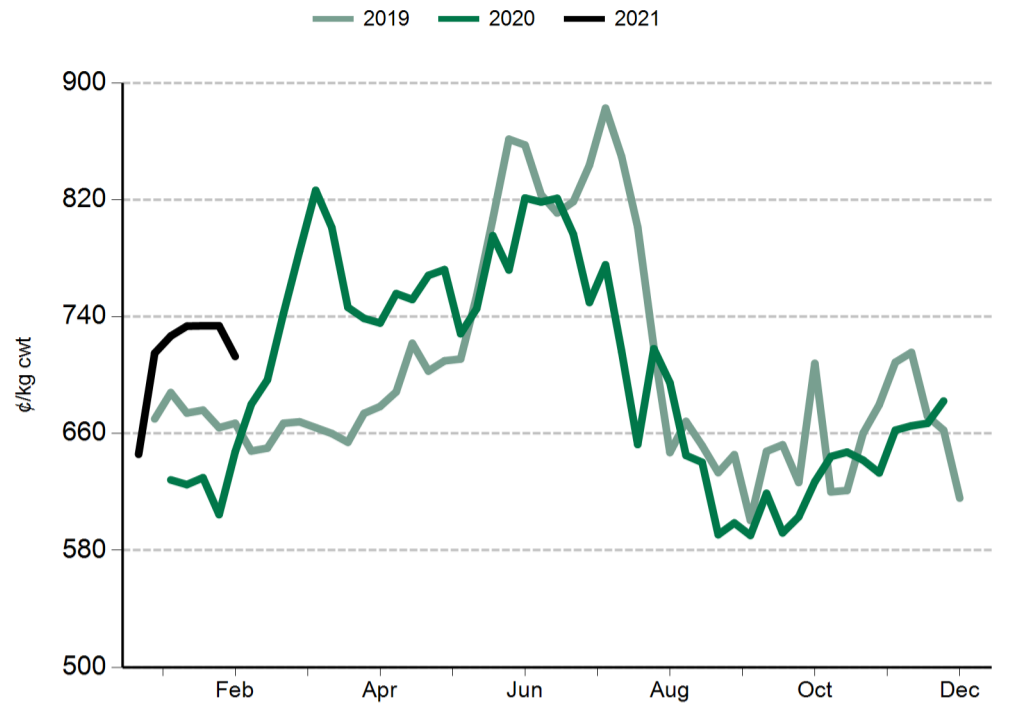
**WYCI** – Western Young Cattle Indicator. A benchmark of the value of young cattle in WA saleyards. It includes vealer and yearling heifers and steers, grade score C2 or C3, 180kg+ live weight.

**All data is collected by MLA's NLRS, unless specified otherwise.**

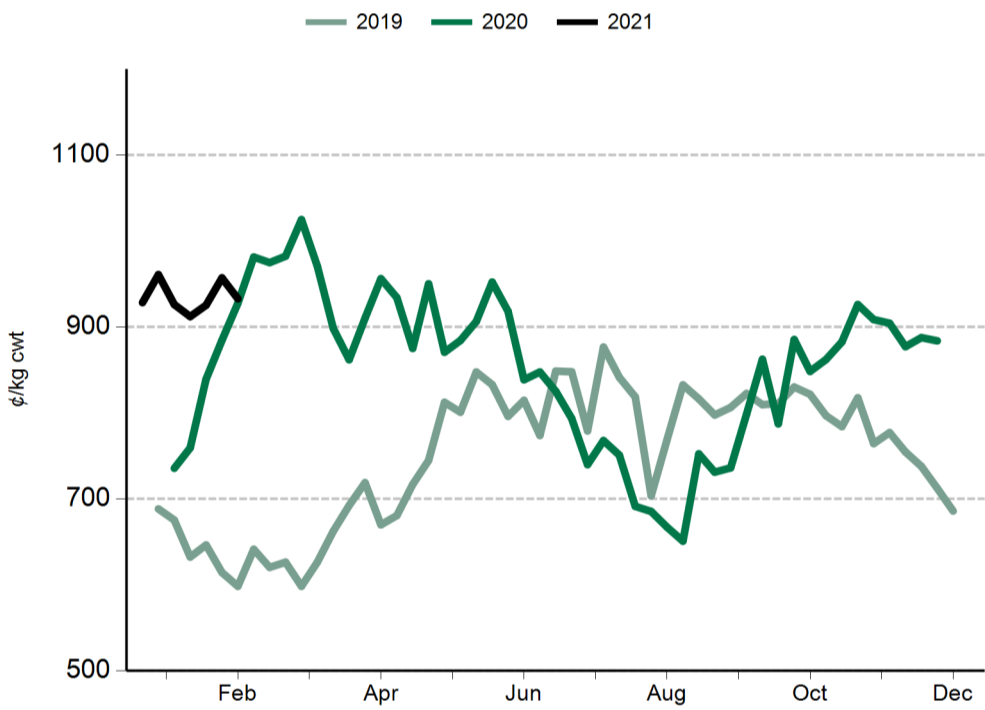
**Eastern States Trade Lamb Indicator (ESTLI)**



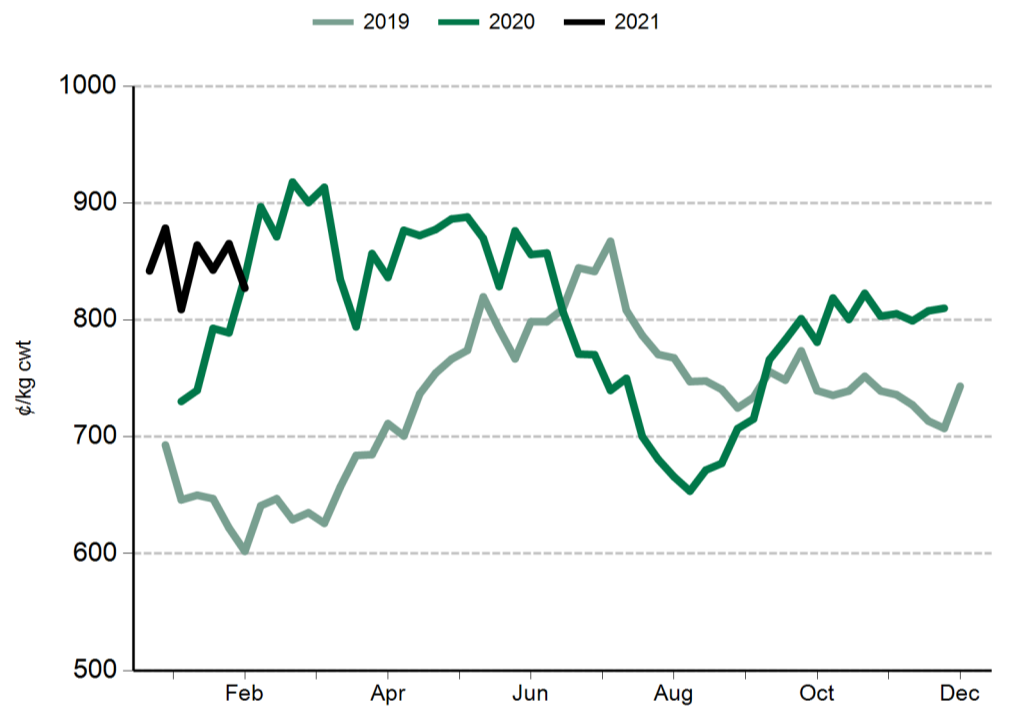
**Western Trade Lamb Indicator (WTLI)**



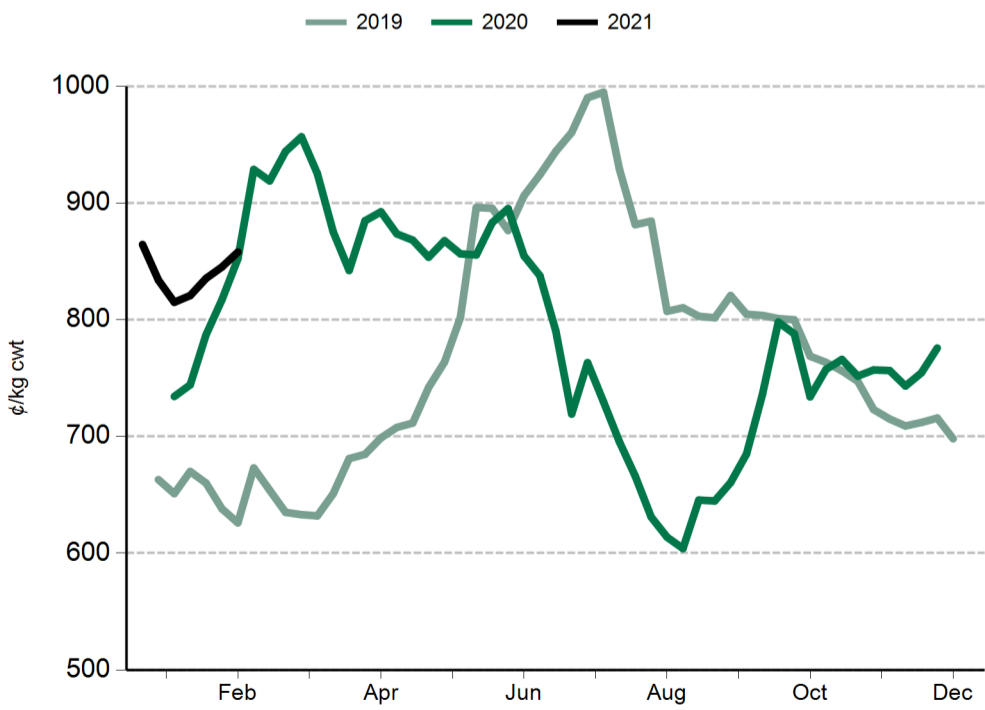
**Restocker lamb**



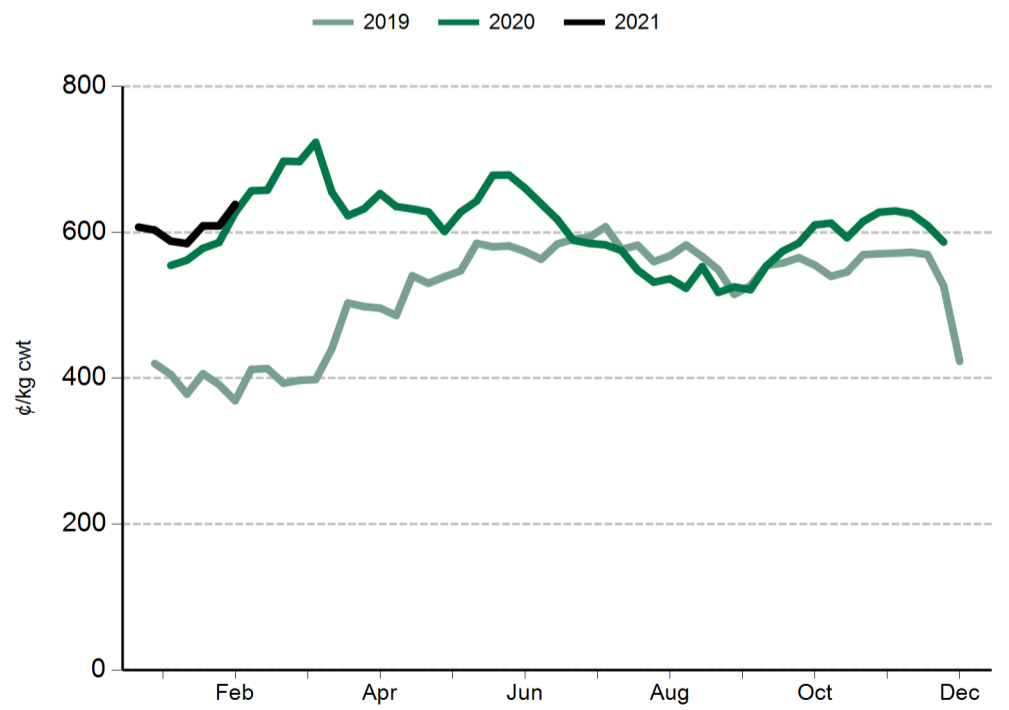
**Light lamb**



**Heavy lamb**

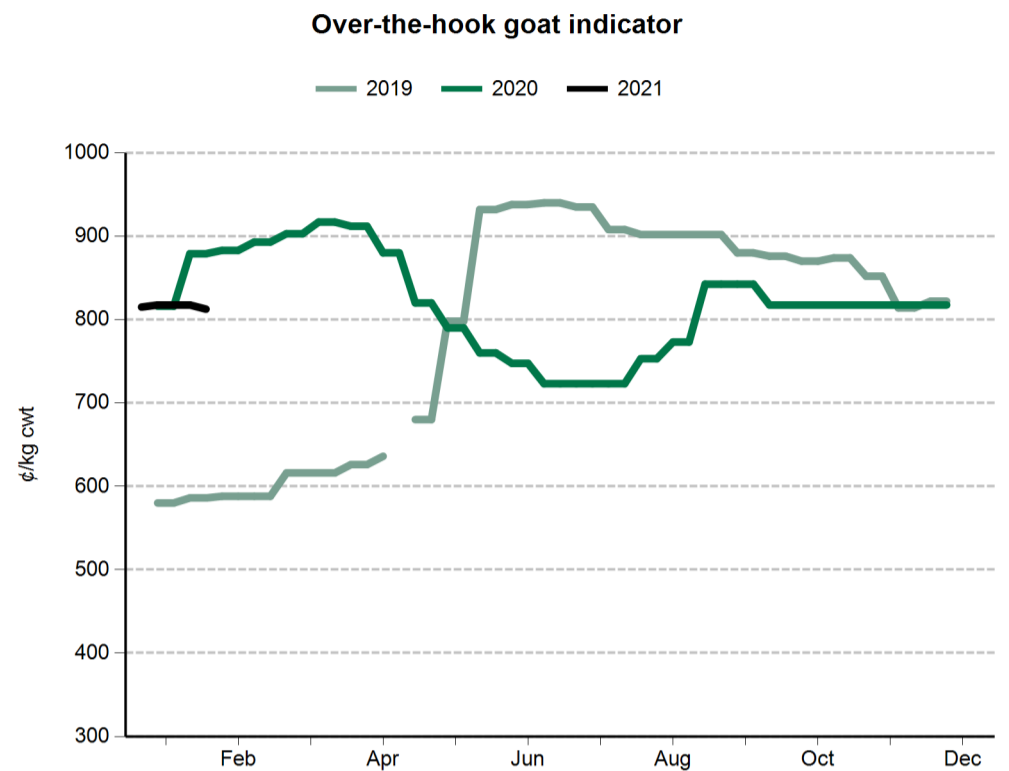


**Mutton**



#### General statistics

Over-the-hooks goat indicators (A¢/kg cwt)		20 Feb 2020		
8.1-10kg		893		
10.1-12kg		893		
12.1-16kg		893		
16.1-20kg		893		
20.1kg+		893		
Skin indicators - Lambs		12 Feb 2021	5 Feb 2021	13 Feb 2020
2" +	16.1 - 20kg	150	100	200
	20.1 - 24kg	263	188	275
	24.1kg +	338	288	438
1" - 2"	16.1 - 20kg	100	200	150
	20.1 - 24kg	150	50	125
	24.1kg +	213	163	275
0.5" - 1"	16.1 - 20kg	nq	nq	nq
	20.1 - 24kg	nq	nq	75
	24.1kg +	150	125	163
New Season	16.1 - 20kg	nq	nq	150
	20.1 - 24kg	200	231	269
	24.1kg +	188	313	388
Skin indicators - Merino sheep (average 25 micron)		12 Feb 2021	5 Feb 2021	13 Feb 2020
1.5" - 2"	16.1 - 20kg	1275	500	1000
	20.1 - 24kg	1550	725	1125
	24.1kg +	1813	825	1275



Grain prices - Darling Downs (A\$/tonne)	5 Feb 2021	13 Feb 2020
Wheat	310	450
Barley	278	388
Sorghum	325	438
Grain prices - Riverina (A\$/tonne)	5 Feb 2021	13 Feb 2020
Wheat	282	365
Barley	nq	311

Source: Profarmer Australia

#### PLEASE NOTE

MLA no longer reports on fodder prices, tallow prices or the EMI on a weekly basis.

These can be accessed separately through these links:

- [Fodder prices \(Dairy Australia\)](#)
- [Tallow prices \(MLA monthly co-product report\)](#)
- [EMI \(AWEX\)](#)

US imported beef prices (CIF)		5 Feb 2021	13 Feb 2020
Bull 95CL	US¢/lb	252.0	227.5
	A¢/kg	718.9	747.9
Cow 90CL	US¢/lb	231.0	217.5
	A¢/kg	659.0	715.1
CC/CF 85CL	US¢/lb	207.5	205.5
	A¢/kg	592.0	675.6
Shank 90CL	US¢/lb	234.5	220.0
	A¢/kg	669.0	723.3
Trim 85CL	US¢/lb	205.5	204.5
	A¢/kg	586.3	672.3
Trim 80CL	US¢/lb	177.5	196.0
	A¢/kg	506.4	644.4
Trim 75CL	US¢/lb	175.0	187.5
	A¢/kg	499.3	616.4
Trim 65CL	US¢/lb	nq	nq
	A¢/kg	nq	nq
Outside flats	US¢/lb	nq	nq
	A¢/kg	nq	nq
Knuckles	US¢/lb	267.5	262.5
	A¢/kg	763.2	863.0
Inside cap off	US¢/lb	322.5	292.5
	A¢/kg	920.1	961.6

Source: Steiner Consulting Group

