

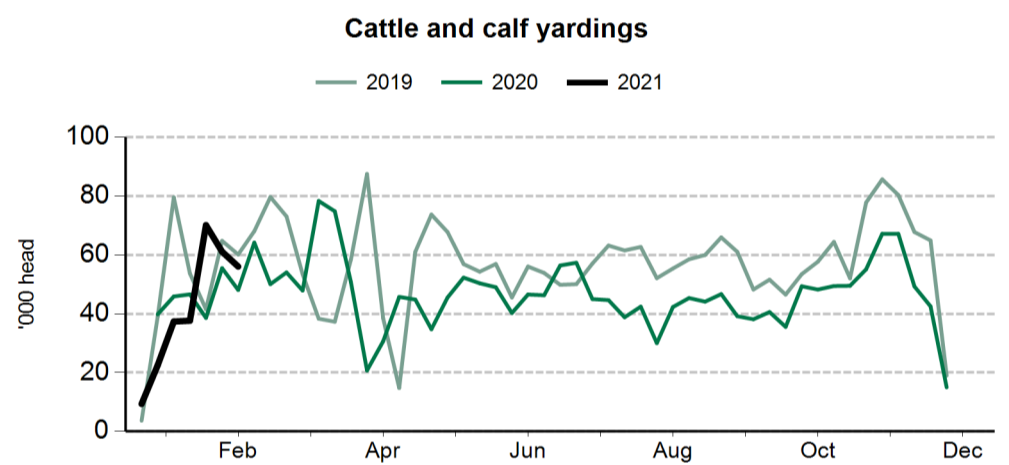
The following weekly statistical summary includes the following information:

- **Livestock movements**.....pages 1-2
 - Cattle yardings
 - Sheep yardings
 - Cattle slaughter
 - Sheep, lamb and goat slaughter
- **Cattle price indicators**.....pages 3-4
 - Saleyard indicators
 - Over-the-hook indicators
 - Live export indicators
- **Sheep and lamb indicators**.....pages 5-6
 - Saleyard indicators
 - Over-the-hook indicators
 - Live export indicators
- **General statistics**.....page 7
 - Over-the-hook goat indicators
 - Skin price indicators
 - Weekly US imported beef indicators

Cattle movements

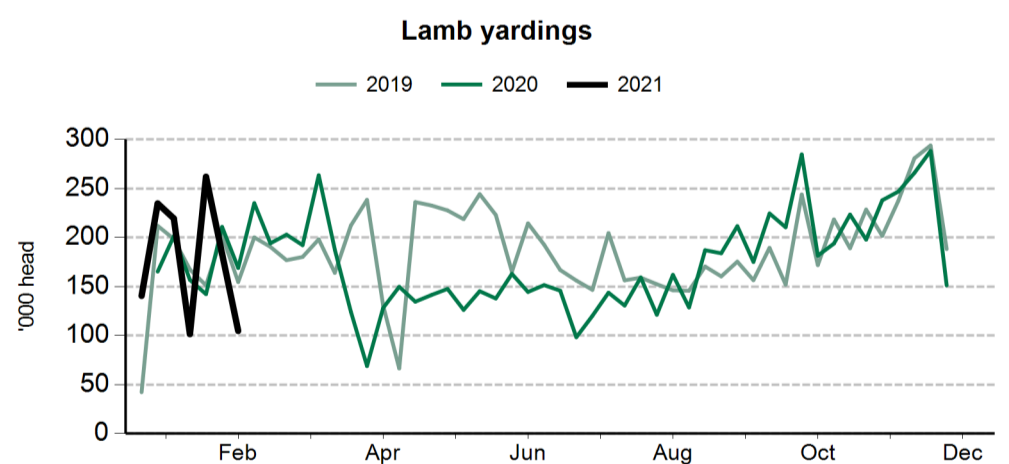
Cattle saleyard throughput		19 Feb 2021	12 Feb 2021	20 Feb 2020
Queensland	Cattle	7,134	15,432	21,823
NSW	Cattle	9,566	14,898	20,950
Victoria	Cattle	5,047	7,231	14,835
SA	Cattle	1,009	1,677	3,456
WA	Cattle	1,550	4,067	2,992
Tasmania	Cattle	165	80	120

Cattle slaughter		12 Feb 2021	5 Feb 2021	13 Feb 2020
Queensland	Cattle	46,926	45,339	61,790
	Calves	17	46	104
NSW	Cattle	28,704	26,415	34,639
	Calves	785	1,322	1,862
Victoria	Cattle	17,195	19,596	27,920
	Calves	1,230	837	1,839
SA	Cattle	3,181	3,108	4,688
	Calves	6	11	2
Tasmania	Cattle	3,464	2,726	5,075
	Calves	0	30	50

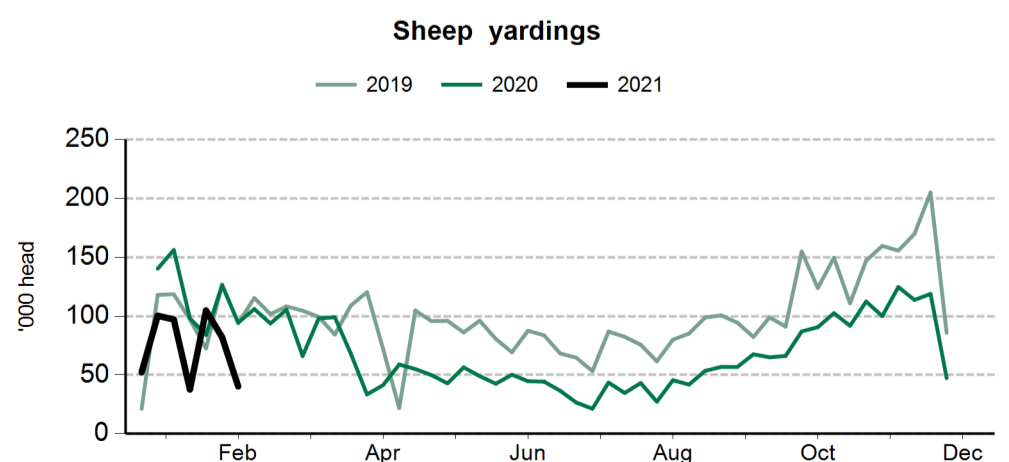


Smallstock movements

Sheep and lamb saleyard throughput		12 Feb 2021	20 Feb 2020
NSW	Lambs	37,725	112,115
	Sheep	11,690	44,660
Victoria	Lambs	37,623	90,575
	Sheep	14,634	41,530
SA	Lambs	20,037	16,142
	Sheep	6,485	3,635
WA	Lambs	7,000	13,727
	Sheep	5,000	11,000
Tasmania	Lambs	2,400	1,400
	Sheep	2,527	4,500

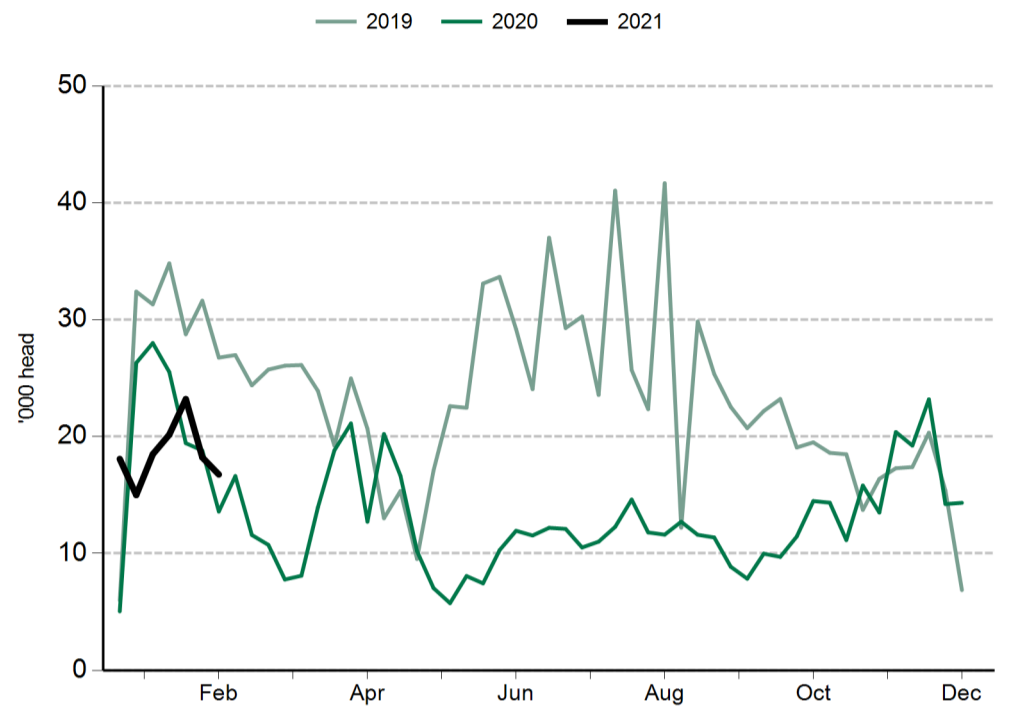


Sheep and lamb slaughter		12 Feb 2021	5 Feb 2021	13 Feb 2020
Queensland	Lambs	446	594	99
	Sheep	466	1,568	2,113
NSW	Lambs	105,588	106,420	96,519
	Sheep	50,750	50,209	48,608
Victoria	Lambs	145,569	143,690	175,255
	Sheep	48,088	44,977	61,886
SA	Lambs	55,602	55,974	48,742
	Sheep	1,171	1,092	9,288
Tasmania	Lambs	4,472	2,843	5,458
	Sheep	2,004	2,745	5,487

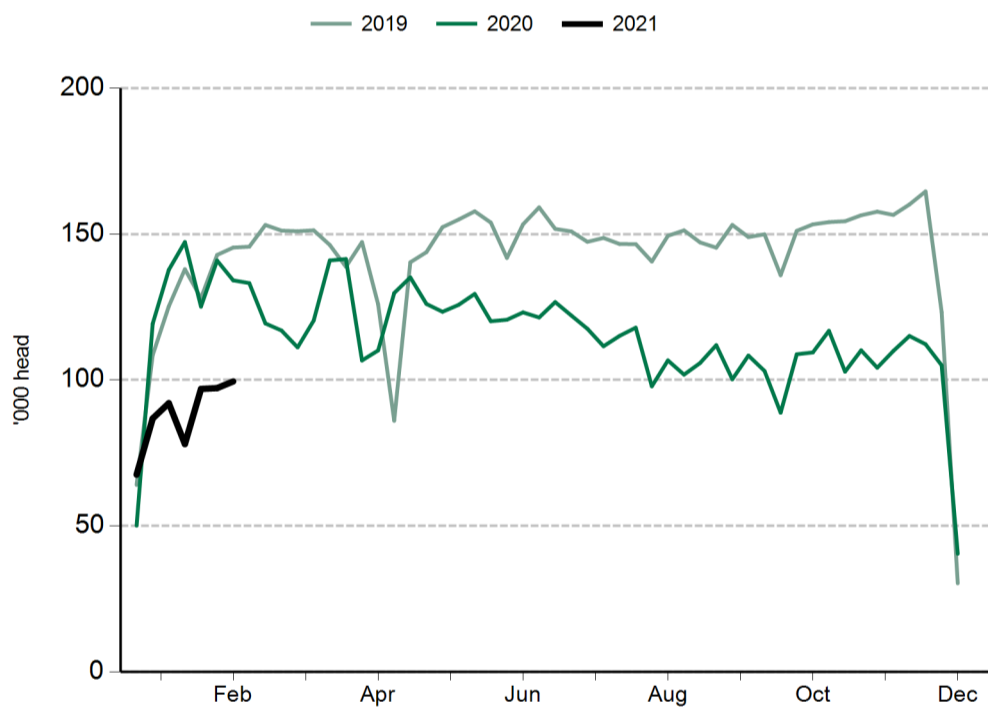


Goat slaughter		12 Feb 2021	5 Feb 2021	13 Feb 2020
Queensland	Goats	7,023	6,550	5,106
NSW	Goats	876	792	1,026
Victoria	Goats	5,021	7,122	5,261
SA	Goats	3,833	3,748	2,191
Tasmania	Goats	nq	nq	nq

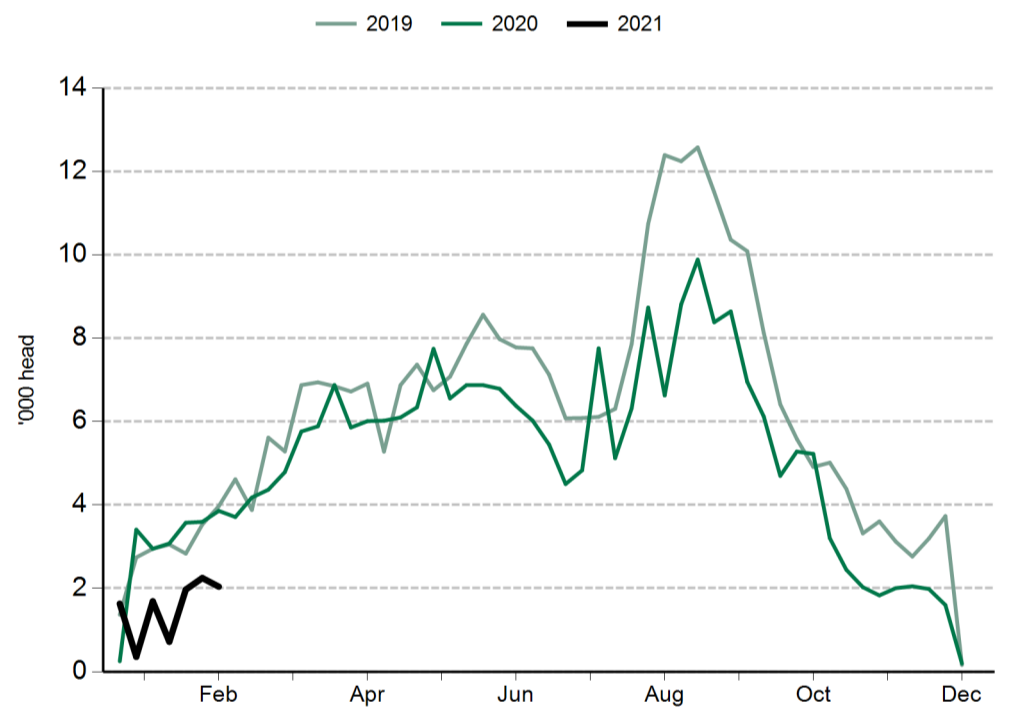
Goat slaughter



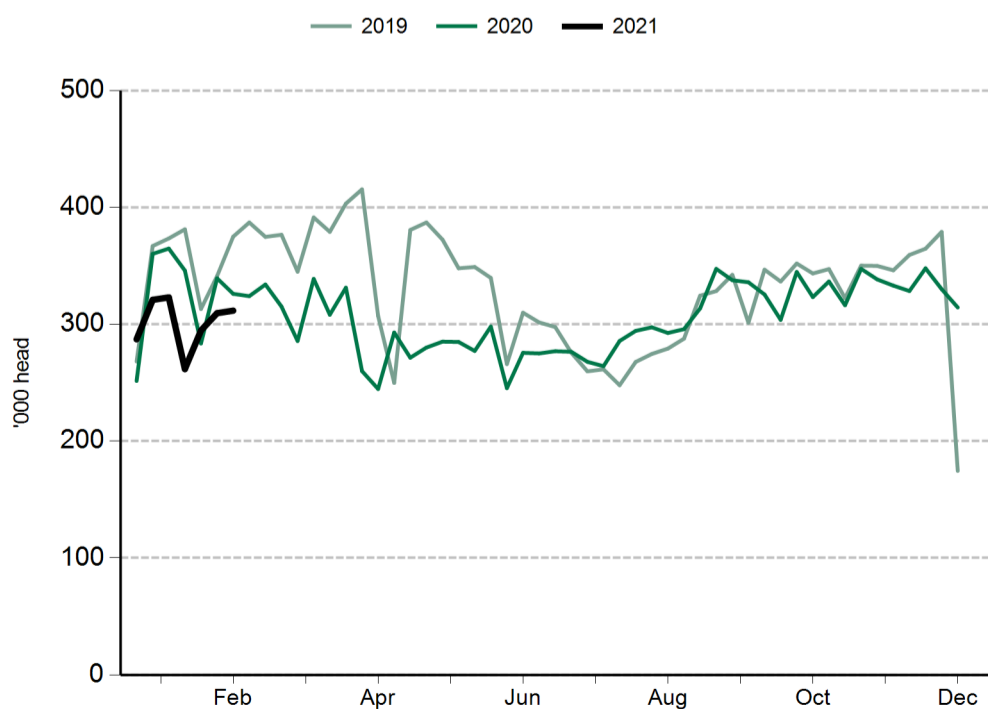
Cattle slaughter



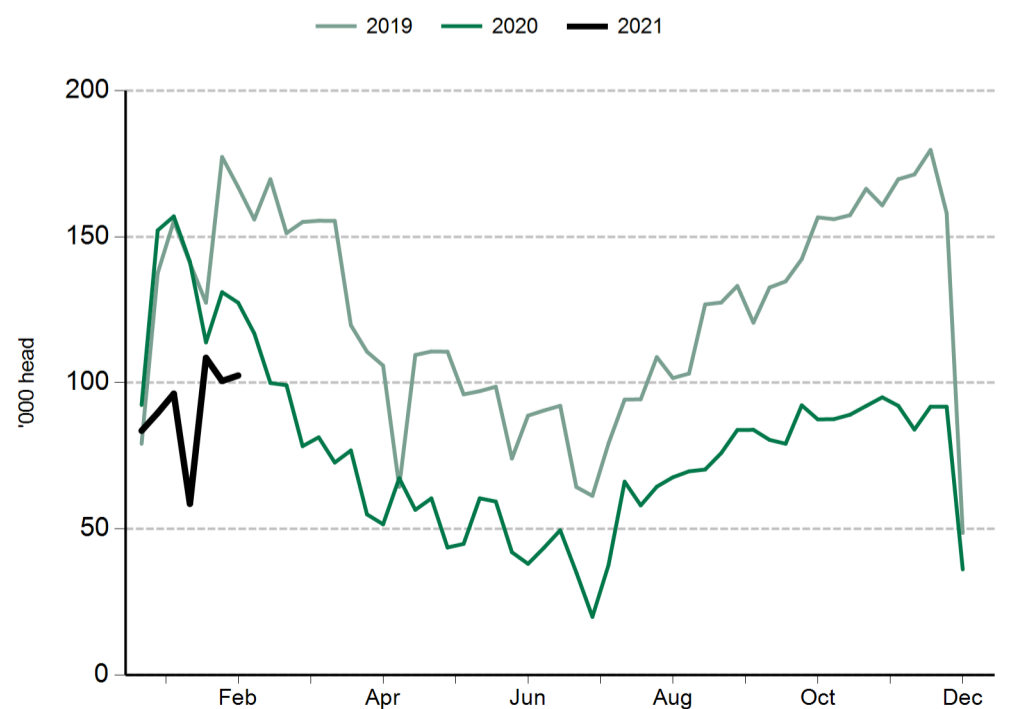
Calf slaughter



Lamb slaughter



Sheep slaughter



Cattle prices

National saleyard indicators	Live weight	Muscle/Fat	Unit	23 Feb 2021	16 Feb 2021	17 Feb 2020
Restocker Steer	200-280kg	C2	¢/kg lwt	522	528	381
Feeder Steer	330-400kg	C2	¢/kg lwt	449	451	367
Vealer Steer	280-330kg	C2	¢/kg lwt	479	476	332
			¢/kg cwt	932	914	645
Trade Steer	330-400kg	C3	¢/kg lwt	443	440	322
			¢/kg cwt	838	821	614
Medium Steer	400-500kg	C3	¢/kg lwt	400	397	327
			¢/kg cwt	754	742	622
Heavy Steer	500-600kg	C4	¢/kg lwt	369	374	337
			¢/kg cwt	679	686	618
Medium Cow	400-520kg	D3	¢/kg lwt	284	294	279
			¢/kg cwt	580	598	567
Eastern Young Cattle Indicator (EYCI)			¢/kg cwt	861.75	865.75	674.5

Eastern states OTH indicators	Carcass weight	Muscle	Unit	19 Feb 2021	12 Feb 2021	27 Feb 2020
Trade steer	240-260kg	A-C	¢/kg cwt	642	639	556
Medium steer	260-280kg	A-C	¢/kg cwt	661	657	586
Heavy steer	300-400kg	A-C	¢/kg cwt	670	666	595
Medium cow	260-280kg	A-E	¢/kg cwt	546	545	486
MSA trade steer	240-260kg	A-C	¢/kg cwt	684	679	614

Feeder cattle indicators - paddock sales	Unit	12 Feb 2021	5 Feb 2021	20 Feb 2020
Domestic	Unit			
Steers 280-350kg	¢/kg lwt	468	468	363
Heifers 280-350kg	¢/kg lwt	415	415	320
Export	Unit			
Shortfed 100-120 DOF	¢/kg lwt	413	415	311
Mediumfed 120-220 DOF	¢/kg lwt	415	415	328
Longfed 220+ DOF	¢/kg lwt	330	330	330

State saleyard indicators				Queensland		NSW		Victoria		SA		Tasmania	
Category	Live weight	Muscle/Fat	Unit	23 Feb 2021	24 Feb 2020	23 Feb 2021	24 Feb 2020	23 Feb 2021	24 Feb 2020	23 Feb 2021	24 Feb 2020	23 Feb 2021	24 Feb 2020
Restocker Steer	200-280kg	C2	¢/kg lwt	523	418	492	418	426	325	nq	nq	nq	nq
Feeder Steer	330-400kg	C2	¢/kg lwt	449	398	452	382	419	338	470	307	nq	nq
Vealer Steer	280-330kg	C2	¢/kg lwt	409	nq	507	380	453	335	475	349	nq	nq
			¢/kg cwt	786	nq	958	715	837	621	962	703	nq	nq
Trade Steer	330-400kg	C3	¢/kg lwt	nq	397	451	360	440	329	439	322	nq	290
			¢/kg cwt	nq	730	808	667	830	607	893	618	nq	537
Medium Steer	400-500kg	C3	¢/kg lwt	388	358	400	343	421	321	419	329	nq	nq
			¢/kg cwt	734	661	741	637	793	608	839	642	nq	nq
Heavy Steer	500-600kg	C4	¢/kg lwt	374	362	359	346	387	330	nq	nq	nq	nq
			¢/kg cwt	688	641	656	628	718	611	nq	nq	nq	nq
Medium Cow	400-520kg	D3	¢/kg lwt	274	260	294	274	279	255	nq	nq	252	nq
			¢/kg cwt	563	530	602	568	574	533	nq	nq	525	nq

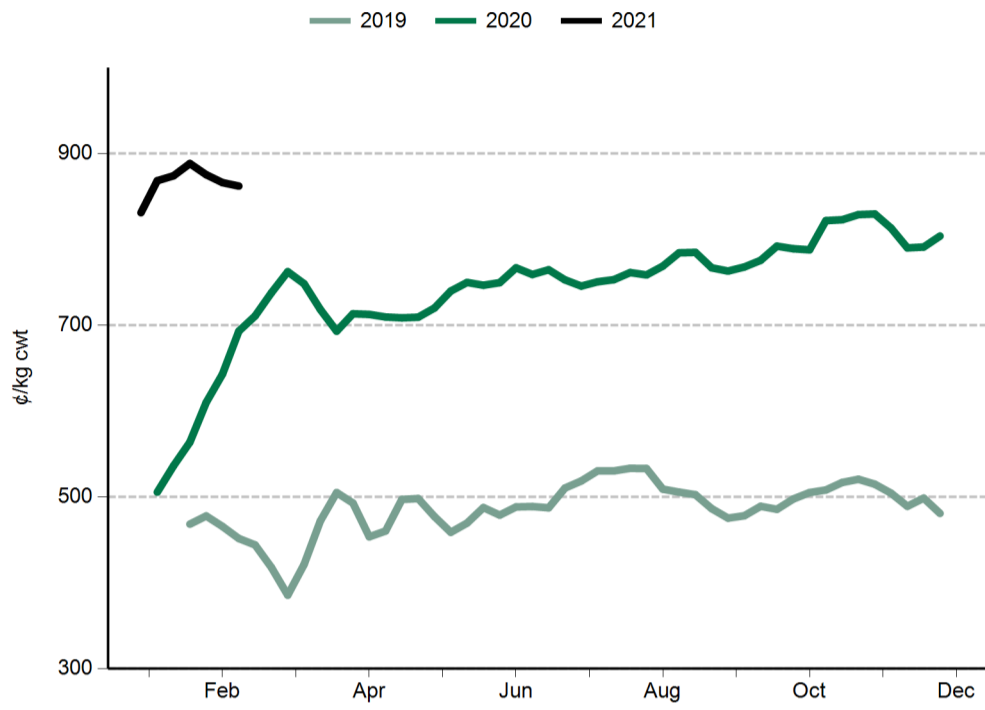
State over-the-hooks indicators				Queensland		NSW		Victoria		SA		Tasmania	
Category	Carcass weight	Muscle	Unit	19 Feb 2021	27 Feb 2020	19 Feb 2021	27 Feb 2020	19 Feb 2021	27 Feb 2020	19 Feb 2021	27 Feb 2020	19 Feb 2021	27 Feb 2020
Trade steer	240-260kg	A-C	¢/kg cwt	681	625	649	557	683	565	nq	nq	556	477
Medium steer	260-280kg	A-C	¢/kg cwt	677	620	645	558	661	581	nq	nq	nq	nq
Heavy steer	300-400kg	A-C	¢/kg cwt	687	630	655	568	667	588	nq	nq	nq	nq
Medium cow	260-280kg	A-E	¢/kg cwt	579	526	550	477	523	483	582	498	497	447
MSA trade steer	240-260kg	A-C	¢/kg cwt	677	637	690	592	nq	nq	nq	nq	nq	nq

WA saleyard indicators	Unit	23 Feb 2021	16 Feb 2021	24 Feb 2020
WYCI	¢/kg cwt	924	880	631
Medium Steer	¢/kg lwt	398	409	283
Medium Cow	¢/kg lwt	299	292	227

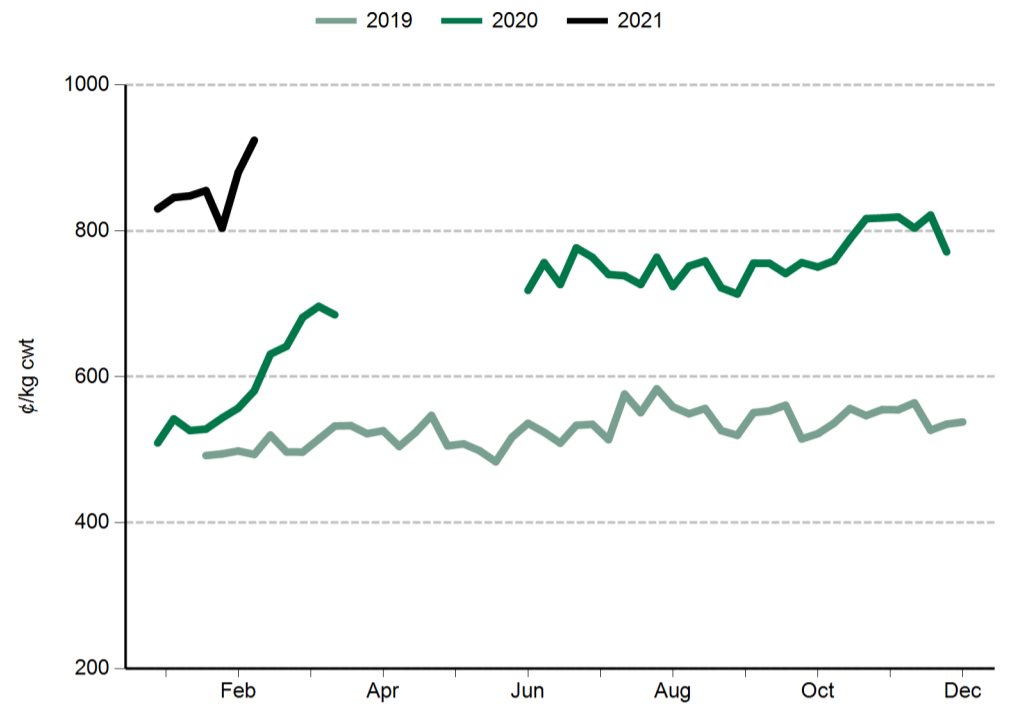
WA over-the-hooks indicators	Unit	19 Feb 2021	27 Feb 2020
Grassfed yearling	¢/kg cwt	700	560
Grainfed yearling	¢/kg cwt	700	560
MSA yearling	¢/kg cwt	720	580

Live Export Price Quotes			Unit	12 Feb 2021	5 Feb 2021	20 Feb 2020
Light Steer	260 - 360 kg	Townsville	¢/kg lwt	410	410	nq
	260 - 360 kg	Darwin	¢/kg lwt	nq	nq	360
Light Heifer	260 - 360 kg	Townsville	¢/kg lwt	380	380	nq
	260 - 360 kg	Darwin	¢/kg lwt	nq	nq	330

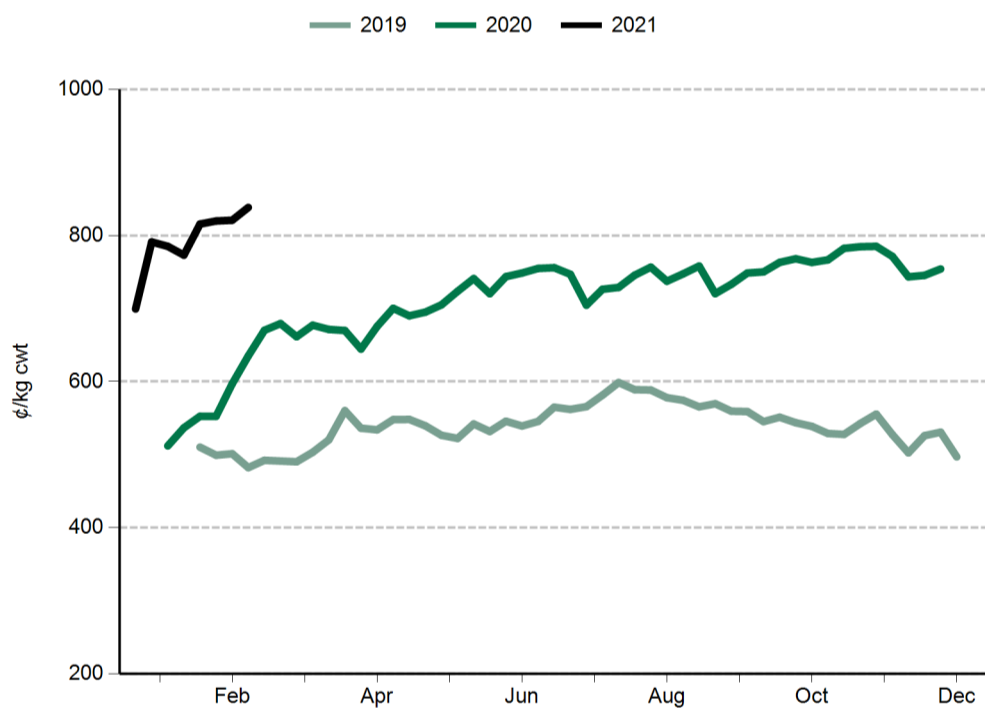
Eastern Young Cattle Indicator (EYCI)



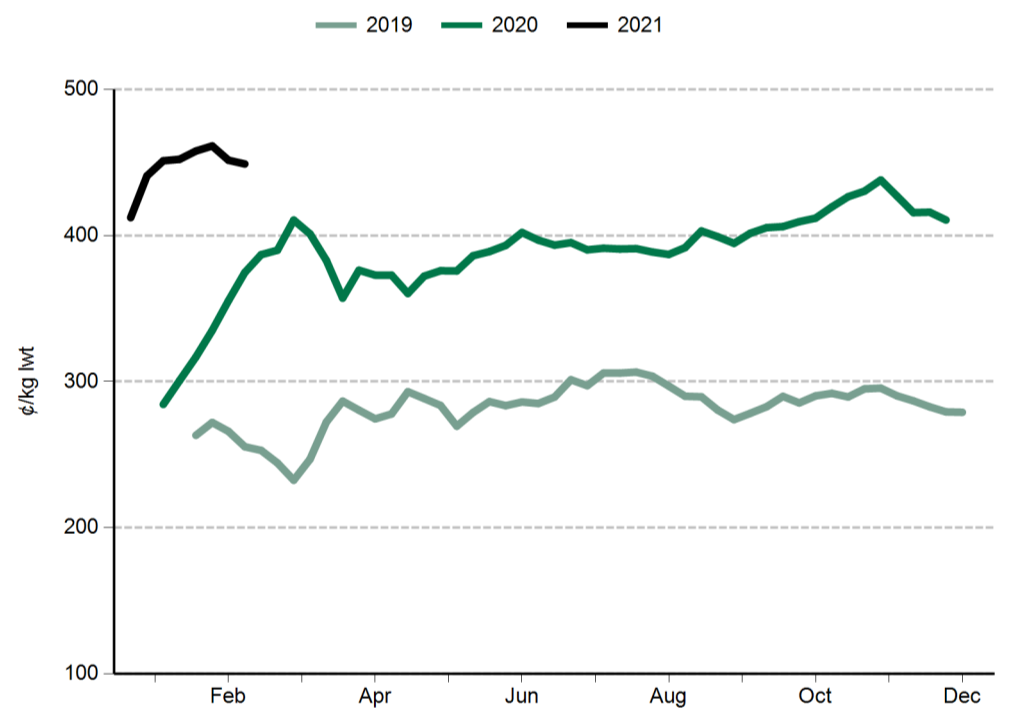
Western Young Cattle Indicator (WYCI)



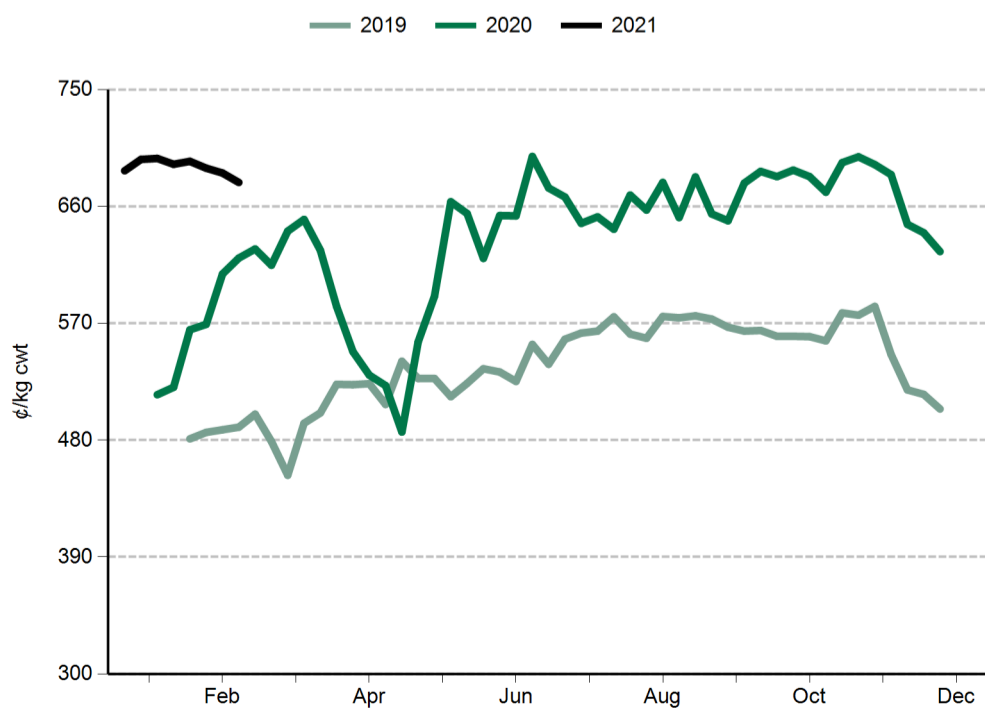
Trade steer



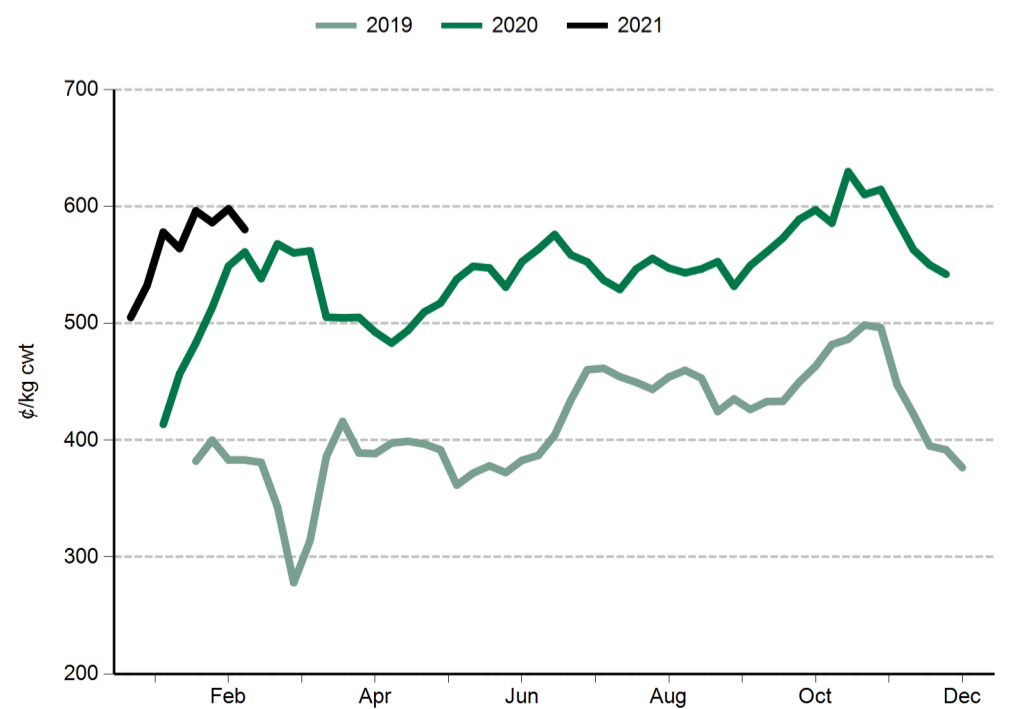
Feeder steer



Heavy steer



Medium cow



Sheep and lamb prices

Eastern States Trade Lamb Indicator (¢/kg cwt)	23 Feb 2021	16 Feb 2021	24 Feb 2020
ESTLI	867	862	905

National saleyard sheep and lamb indicators (¢/kg cwt)		23 Feb 2021	16 Feb 2021	24 Feb 2020
Merino lamb	16-22kg	808	762	852
Restocker/feeder lamb	0-18kg	951	933	963
Light lamb	12-18kg	875	827	885
Trade lamb	18-22kg	863	848	888
Heavy lamb	22+kg	857	858	912
Mutton	18-24kg	619	638	655

National OTH sheep and lamb indicators (¢/kg cwt)		19 Feb 2021	12 Feb 2021	27 Feb 2020
Medium trade lamb	18-20kg	760	773	799
Heavy trade lamb	20-22kg	760	773	799
Heavy lamb	22-24kg	764	780	801
Mutton	18-24kg	570	548	580

State saleyard sheep and lamb indicators (¢/kg cwt)		Victoria		NSW		SA		WA		Tasmania	
		23 Feb 2021	24 Feb 2020	23 Feb 2021	24 Feb 2020	23 Feb 2021	24 Feb 2020	23 Feb 2021	24 Feb 2020	23 Feb 2021	24 Feb 2020
Merino lamb	16-22kg	807	829	804	860	827	853	688	683	nq	nq
Restocker/feeder lamb	0-18kg	965	943	1050	1043	889	1010	692	590	nq	854
Light lamb	12-18kg	890	936	924	890	865	917	693	675	nq	868
Trade lamb	18-22kg	858	905	883	904	833	905	717	694	791	874
Heavy lamb	22+kg	845	901	871	926	830	894	693	705	799	889
Mutton	18-24kg	636	686	660	648	590	646	553	518	661	713

Over-the-hooks sheep and lamb indicators (¢/kg cwt)		Victoria		NSW		SA		WA		Tasmania	
		19 Feb 2021	27 Feb 2020	19 Feb 2021	27 Feb 2020	19 Feb 2021	27 Feb 2020	19 Feb 2021	27 Feb 2020	19 Feb 2021	27 Feb 2020
Medium trade lamb	18-20kg	773	840	750	815	807	834	710	705	nq	nq
Heavy trade lamb	20-22kg	773	840	750	815	807	834	710	705	nq	nq
Heavy lamb	22-24kg	790	840	750	815	807	843	710	705	nq	nq
Mutton	18-24kg	613	613	565	613	nq	608	533	485	nq	nq

Live export price quotes (A\$/head)		16 Feb 2021	24 Feb 2020
Live wether	Muchea	nq	nq

Glossary:

cwt – carcase weight

lwt – live weight

OTH – over-the-hooks. Refers to the marketing of cattle/sheep/lambs directly from the farm to an abattoir where a producer is paid for the value of the carcase based on a sliding grid.

CIF – Cost, insurance, freight. The quoted price for the goods including freight and insurance costs delivered to final destination.

C&F – Cost and freight. Refers to the quoted price for the goods, including freight to the delivery point, but not insurance.

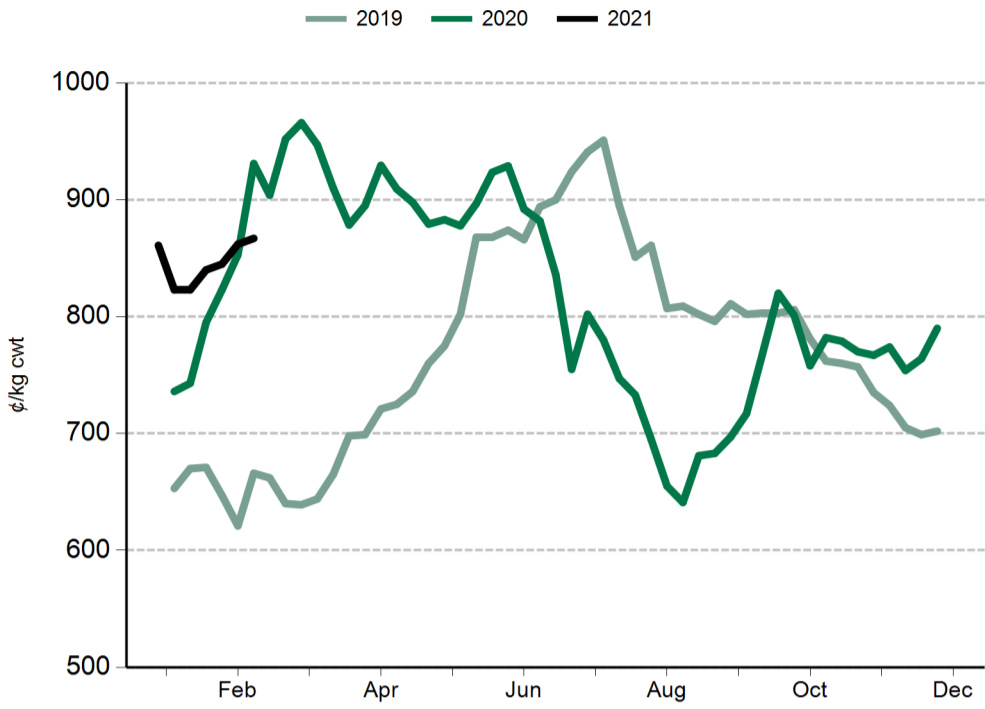
FAS – Free alongside ship. Refers to export price quotes where the seller is obliged to pay warehouse services, packing, inland freight and port charges, but not placement of goods onto the ship. The buyer is obliged to pay overseas freight, charges in foreign port, customs duties, quarantine and delivery to final destination. (See also 'FOB').

EYCI – Eastern Young Cattle Indicator. A seven day rolling average from 24 saleyards across NSW, Victoria and Queensland. It includes vealer and yearling heifers and steers, grade score C2 or C3, with live weight from 200kg.

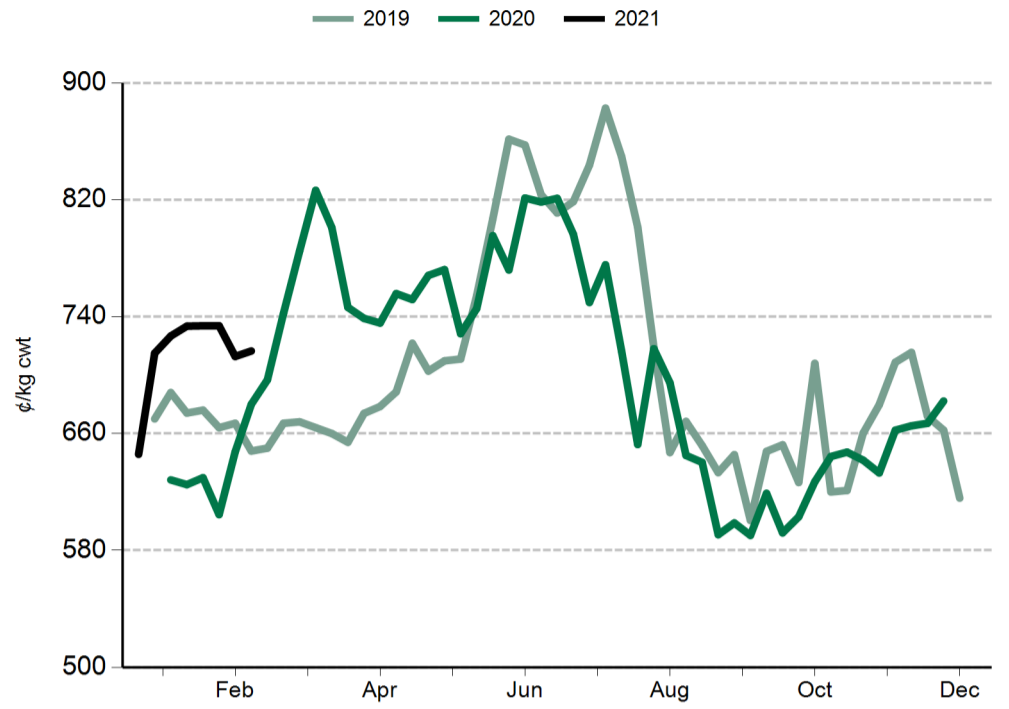
WYCI – Western Young Cattle Indicator. A benchmark of the value of young cattle in WA saleyards. It includes vealer and yearling heifers and steers, grade score C2 or C3, 180kg+ live weight.

All data is collected by MLA's NLRS, unless specified otherwise.

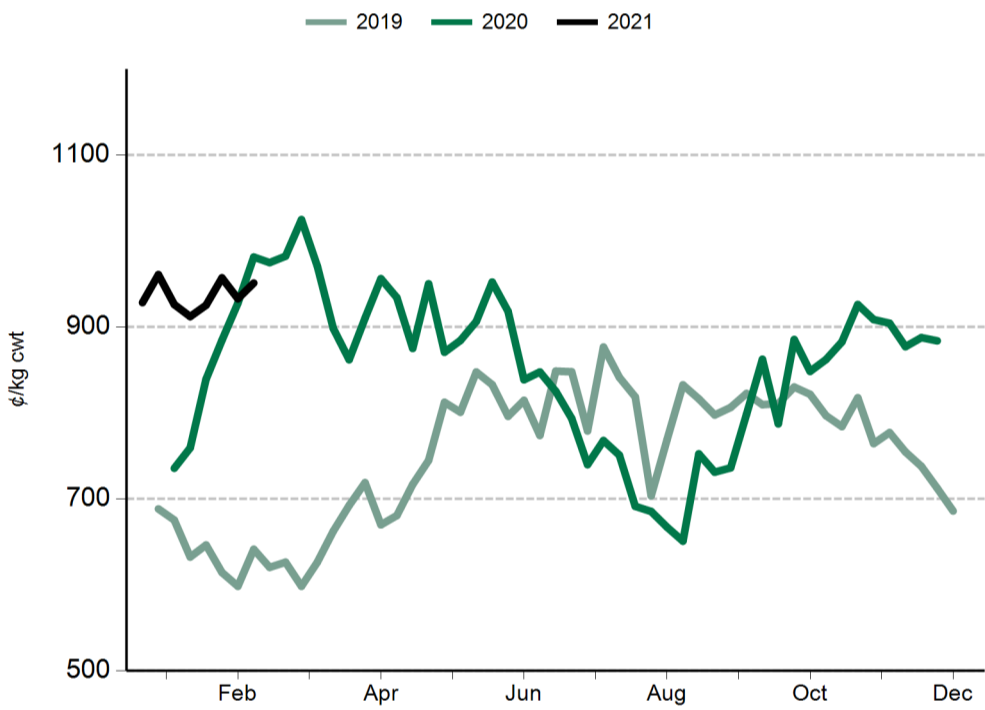
Eastern States Trade Lamb Indicator (ESTLI)



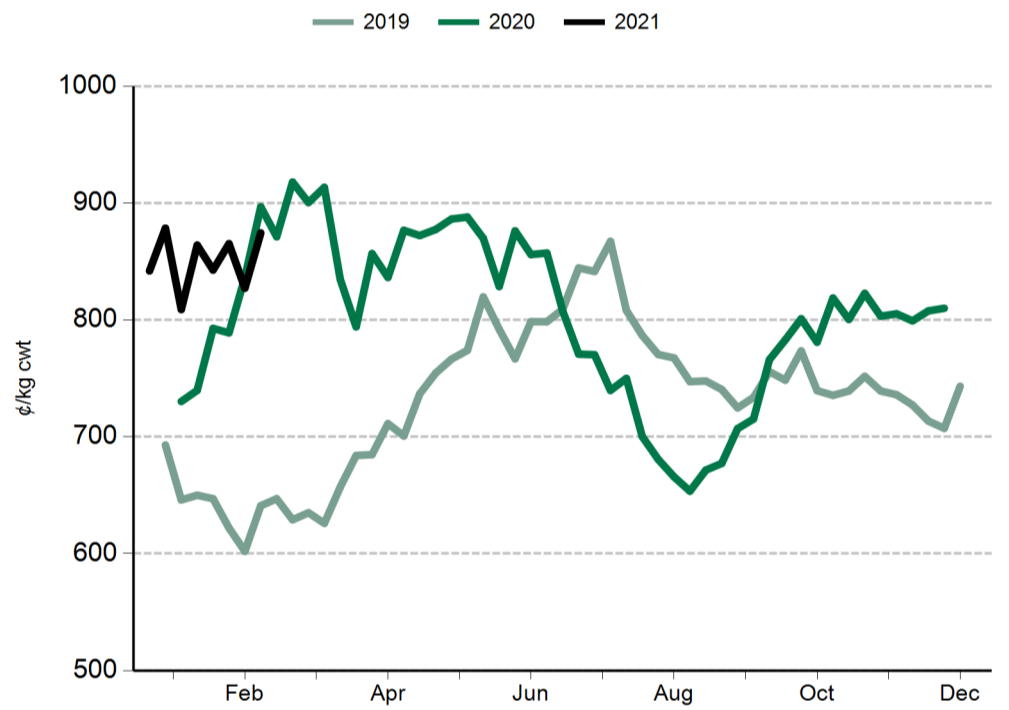
Western Trade Lamb Indicator (WTLI)



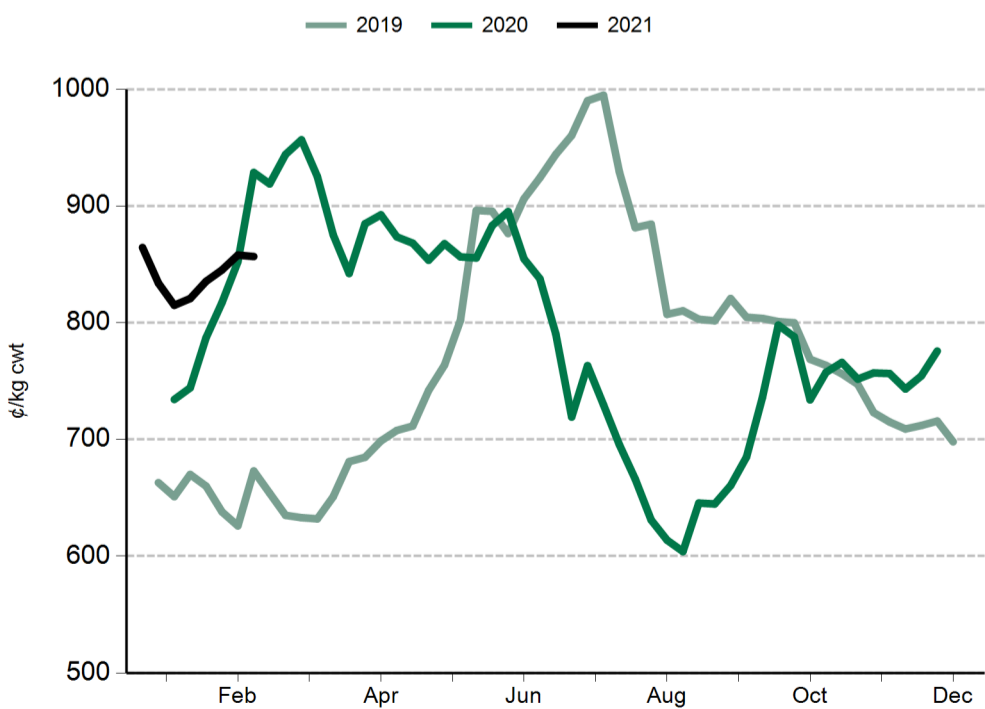
Restocker lamb



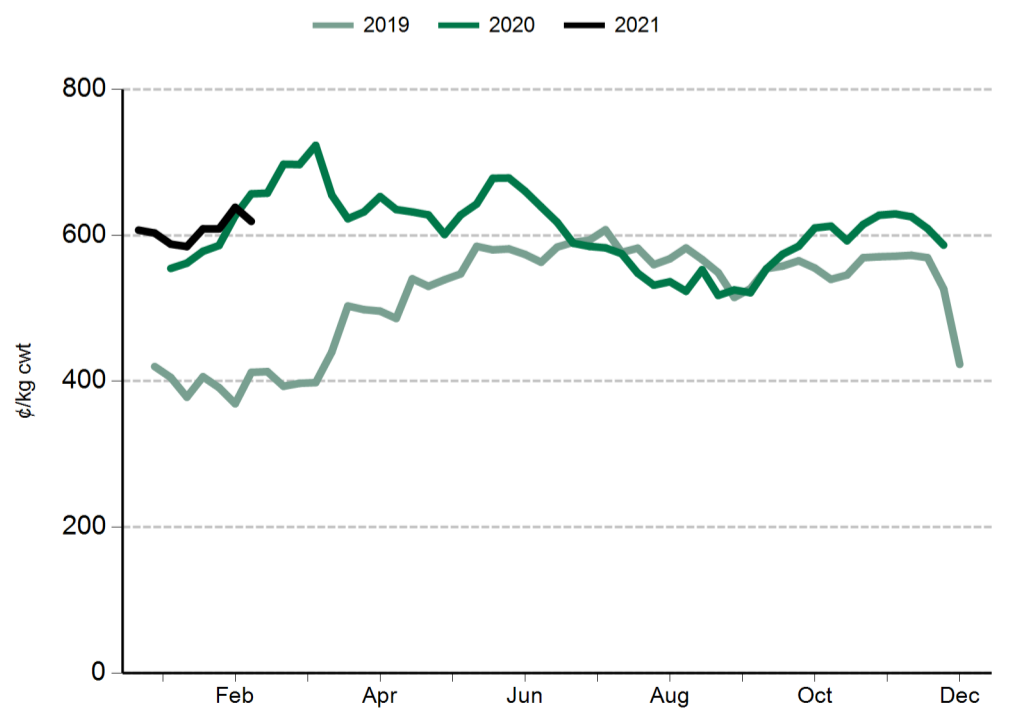
Light lamb



Heavy lamb



Mutton

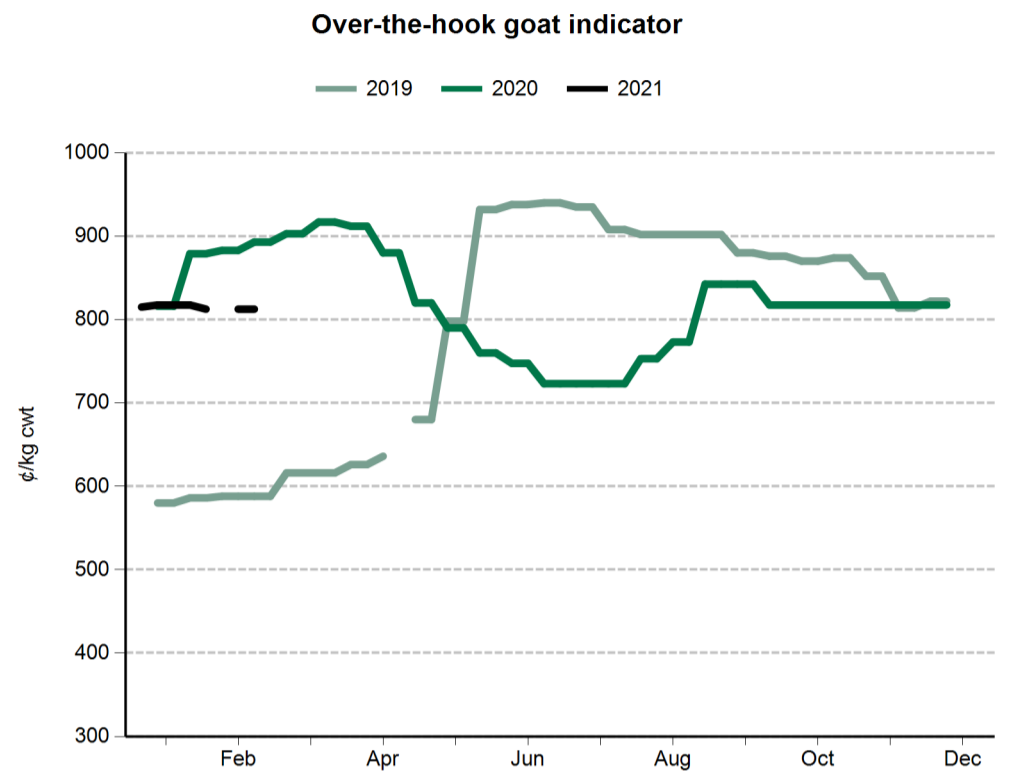


General statistics

Over-the-hooks goat indicators (A¢/kg cwt)		12 Feb 2021	27 Feb 2020
8.1-10kg		813	893
10.1-12kg		813	893
12.1-16kg		813	893
16.1-20kg		813	893
20.1kg+		813	893

Skin indicators - Lambs		19 Feb 2021	12 Feb 2021	20 Feb 2020
2" +	16.1 - 20kg	150	150	200
	20.1 - 24kg	263	263	275
	24.1kg +	338	338	438
1" - 2"	16.1 - 20kg	100	100	150
	20.1 - 24kg	150	150	125
	24.1kg +	213	213	275
0.5" - 1"	16.1 - 20kg	nq	nq	nq
	20.1 - 24kg	nq	nq	75
	24.1kg +	150	150	163
New Season	16.1 - 20kg	nq	nq	150
	20.1 - 24kg	200	200	269
	24.1kg +	188	188	388

Skin indicators - Merino sheep (average 25 micron)		12 Feb 2021	5 Feb 2021	13 Feb 2020
1.5" - 2"	16.1 - 20kg	1275	1275	1000
	20.1 - 24kg	1550	1550	1125
	24.1kg +	1813	1813	1275



Grain prices - Darling Downs (A\$/tonne)		12 Feb 2021	5 Feb 2021	13 Feb 2020
Wheat		308	310	450
Barley		275	278	388
Sorghum		320	325	438

Grain prices - Riverina (A\$/tonne)		12 Feb 2021	5 Feb 2021	13 Feb 2020
Wheat		276	282	365
Barley		nq	nq	311

Source: Profarmer Australia

PLEASE NOTE

MLA no longer reports on fodder prices, tallow prices or the EMI on a weekly basis.

These can be accessed separately through these links:

- [Fodder prices \(Dairy Australia\)](#)
- [Tallow prices \(MLA monthly co-product report\)](#)
- [EMI \(AWEX\)](#)

US imported beef prices (CIF)		12 Feb 2021	5 Feb 2021	13 Feb 2020
Bull 95CL	US¢/lb	250.0	252.0	227.5
	A¢/kg	706.4	718.9	747.9
Cow 90CL	US¢/lb	228.5	231.0	217.5
	A¢/kg	645.7	659.0	715.1
CC/CF 85CL	US¢/lb	202.5	207.5	205.5
	A¢/kg	572.2	592.0	675.6
Shank 90CL	US¢/lb	231.0	234.5	220.0
	A¢/kg	652.8	669.0	723.3
Trim 85CL	US¢/lb	201.0	205.5	204.5
	A¢/kg	568.0	586.3	672.3
Trim 80CL	US¢/lb	177.5	177.5	196.0
	A¢/kg	501.6	506.4	644.4
Trim 75CL	US¢/lb	175.0	175.0	187.5
	A¢/kg	494.5	499.3	616.4
Trim 65CL	US¢/lb	nq	nq	nq
	A¢/kg	nq	nq	nq
Outside flats	US¢/lb	nq	nq	nq
	A¢/kg	nq	nq	nq
Knuckles	US¢/lb	267.5	267.5	262.5
	A¢/kg	755.9	763.2	863.0
Inside cap off	US¢/lb	317.5	322.5	292.5
	A¢/kg	897.2	920.1	961.6

Source: Steiner Consulting Group

