

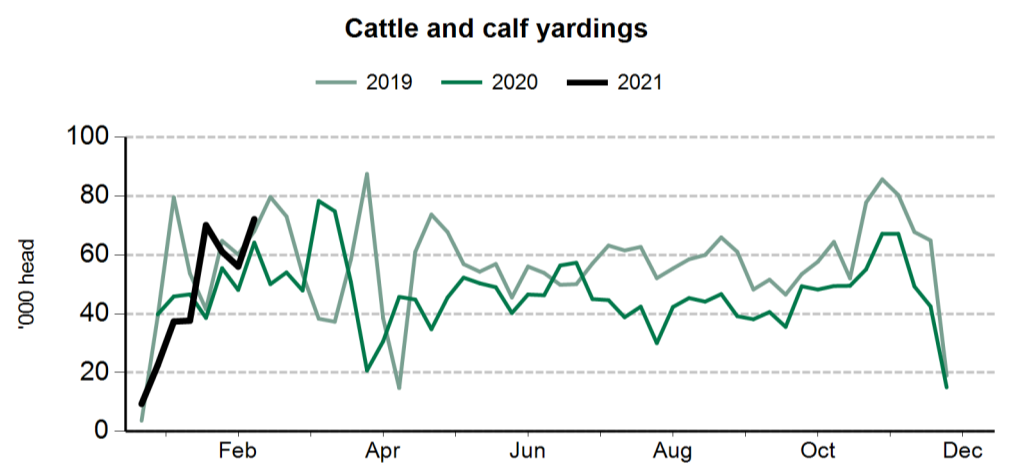
The following weekly statistical summary includes the following information:

- **Livestock movements**.....pages 1-2
 - Cattle yardings
 - Sheep yardings
 - Cattle slaughter
 - Sheep, lamb and goat slaughter
- **Cattle price indicators**.....pages 3-4
 - Saleyard indicators
 - Over-the-hook indicators
 - Live export indicators
- **Sheep and lamb indicators**.....pages 5-6
 - Saleyard indicators
 - Over-the-hook indicators
 - Live export indicators
- **General statistics**.....page 7
 - Over-the-hook goat indicators
 - Skin price indicators
 - Weekly US imported beef indicators

Cattle movements

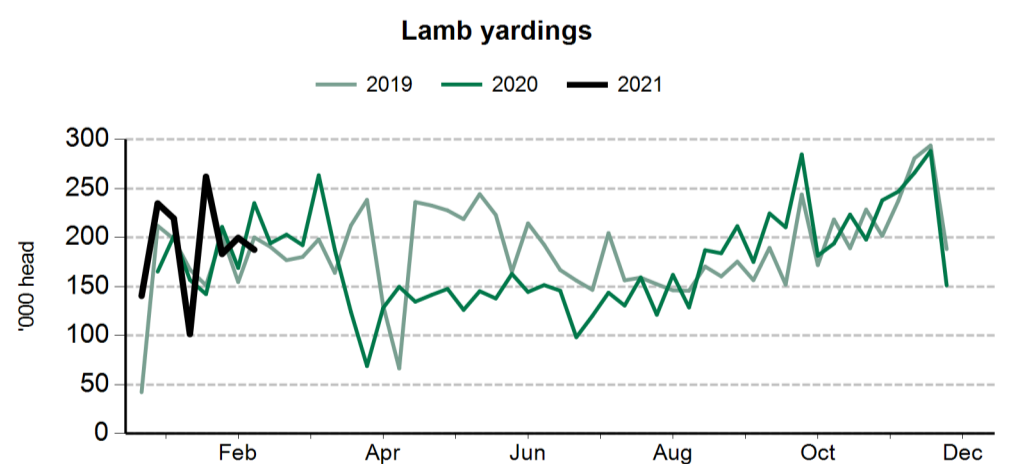
Cattle saleyard throughput		26 Feb 2021	19 Feb 2021	28 Feb 2020
Queensland	Cattle	5,170	21,233	11,385
NSW	Cattle	7,877	14,174	17,309
Victoria	Cattle	4,448	9,853	15,086
SA	Cattle	1,254	1,712	3,310
WA	Cattle	1,333	11,476	2,872
Tasmania	Cattle	150	165	99

Cattle slaughter		19 Feb 2021	12 Feb 2021	28 Feb 2020
Queensland	Cattle	50,732	46,926	53,025
	Calves	115	17	100
NSW	Cattle	25,526	28,704	31,883
	Calves	1,152	785	1,742
Victoria	Cattle	17,944	17,195	26,026
	Calves	1,126	1,230	2,142
SA	Cattle	3,209	3,181	4,701
	Calves	10	6	3
Tasmania	Cattle	3,464	3,464	3,714
	Calves	12	0	190

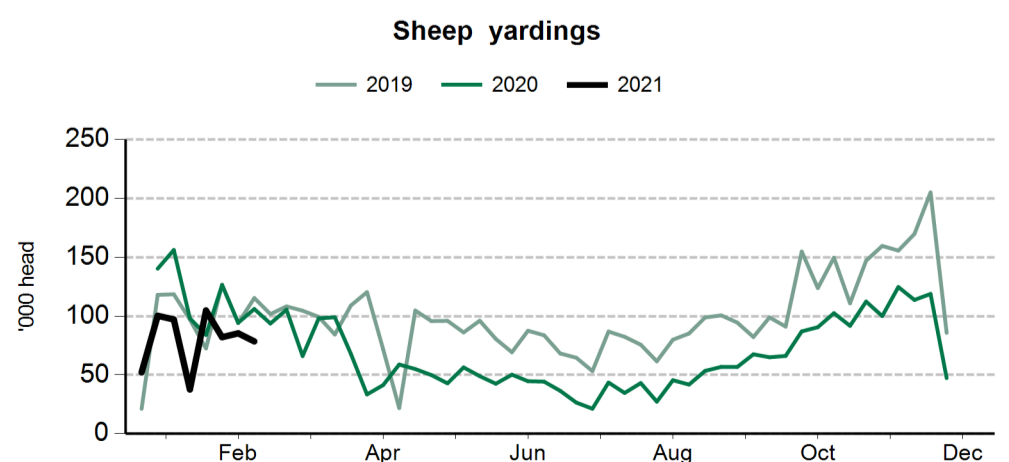


Smallstock movements

Sheep and lamb saleyard throughput		26 Feb 2021	19 Feb 2021	28 Feb 2020
NSW	Lambs	39,650	84,805	88,813
	Sheep	15,569	27,644	35,121
Victoria	Lambs	46,860	69,882	66,204
	Sheep	18,500	31,769	33,179
SA	Lambs	15,228	16,464	17,497
	Sheep	4,080	3,812	4,784
WA	Lambs	5,329	13,549	18,929
	Sheep	3,000	13,370	15,065
Tasmania	Lambs	3,583	1,574	1,700
	Sheep	3,583	1,411	5,200

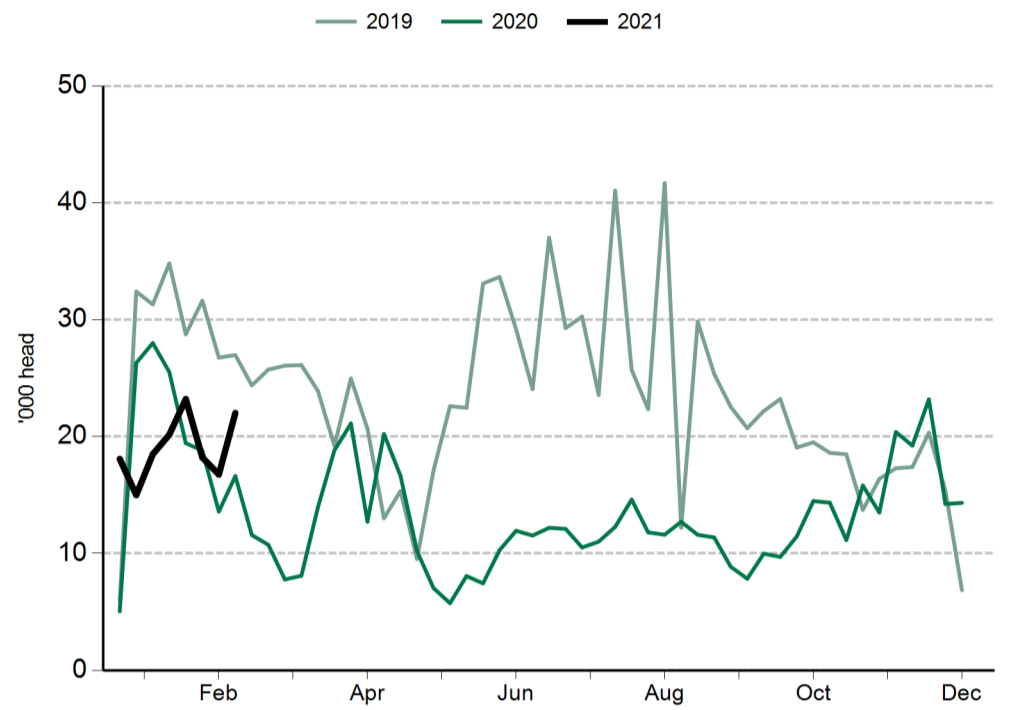


Sheep and lamb slaughter		19 Feb 2021	12 Feb 2021	28 Feb 2020
Queensland	Lambs	483	446	80
	Sheep	434	466	1,855
NSW	Lambs	102,176	105,588	97,726
	Sheep	48,504	50,750	40,939
Victoria	Lambs	145,270	145,569	178,229
	Sheep	43,845	48,088	43,288
SA	Lambs	52,965	55,602	52,179
	Sheep	2,039	1,171	11,079
Tasmania	Lambs	4,260	4,472	5,843
	Sheep	1,816	2,004	2,747

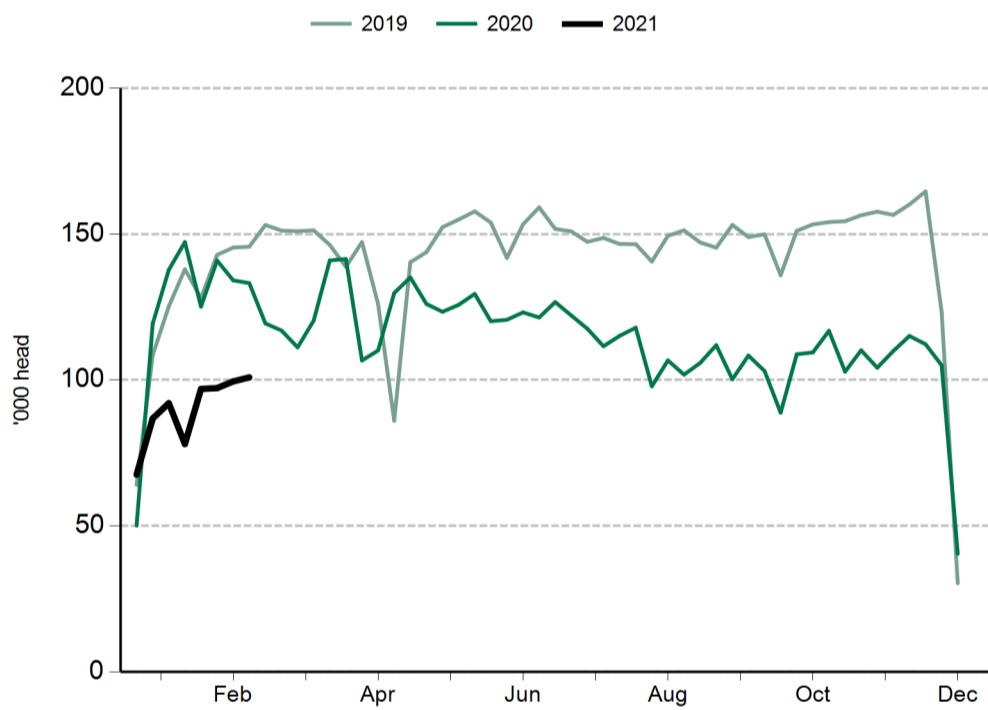


Goat slaughter		19 Feb 2021	12 Feb 2021	28 Feb 2020
Queensland	Goats	8,204	7,023	3,794
NSW	Goats	1,999	876	1,216
Victoria	Goats	8,551	5,021	3,533
SA	Goats	3,267	3,833	3,032
Tasmania	Goats	nq	nq	nq

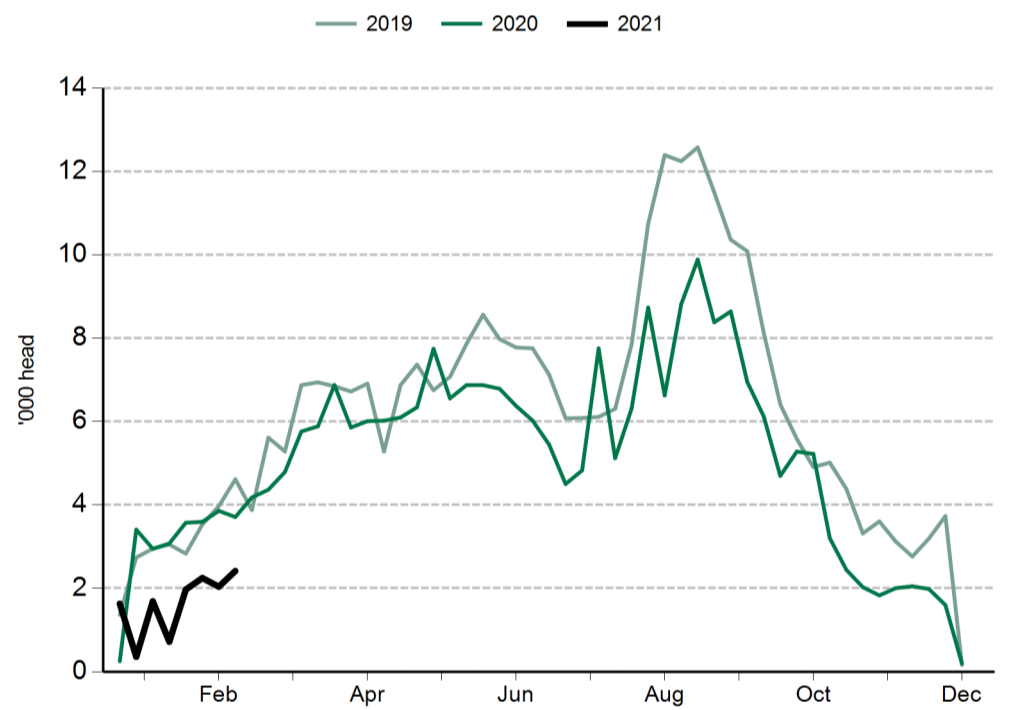
Goat slaughter



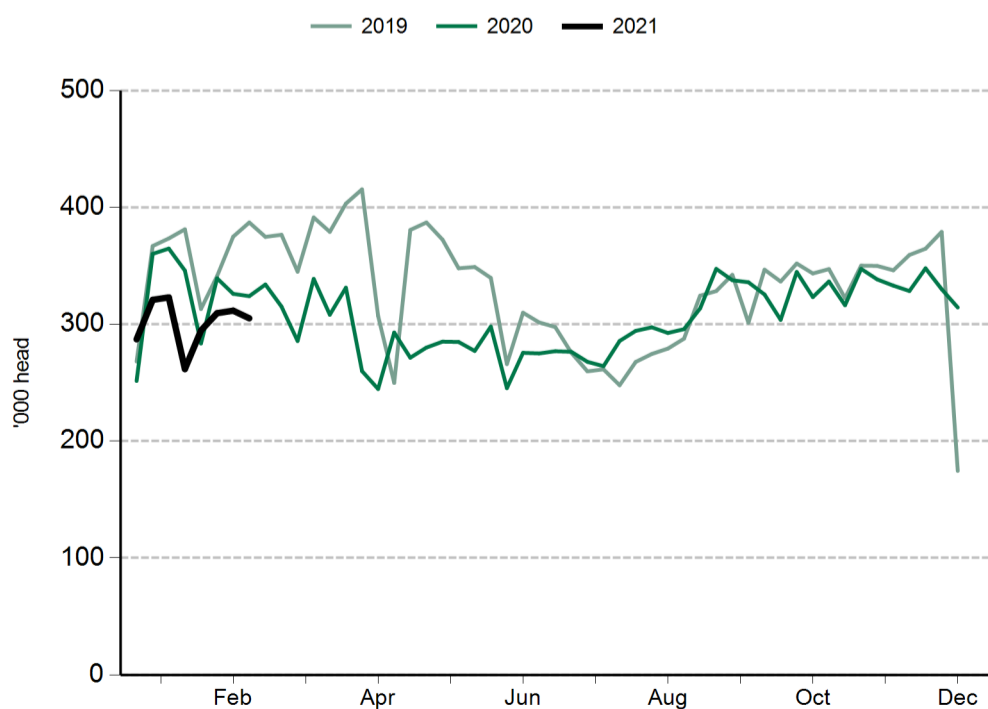
Cattle slaughter



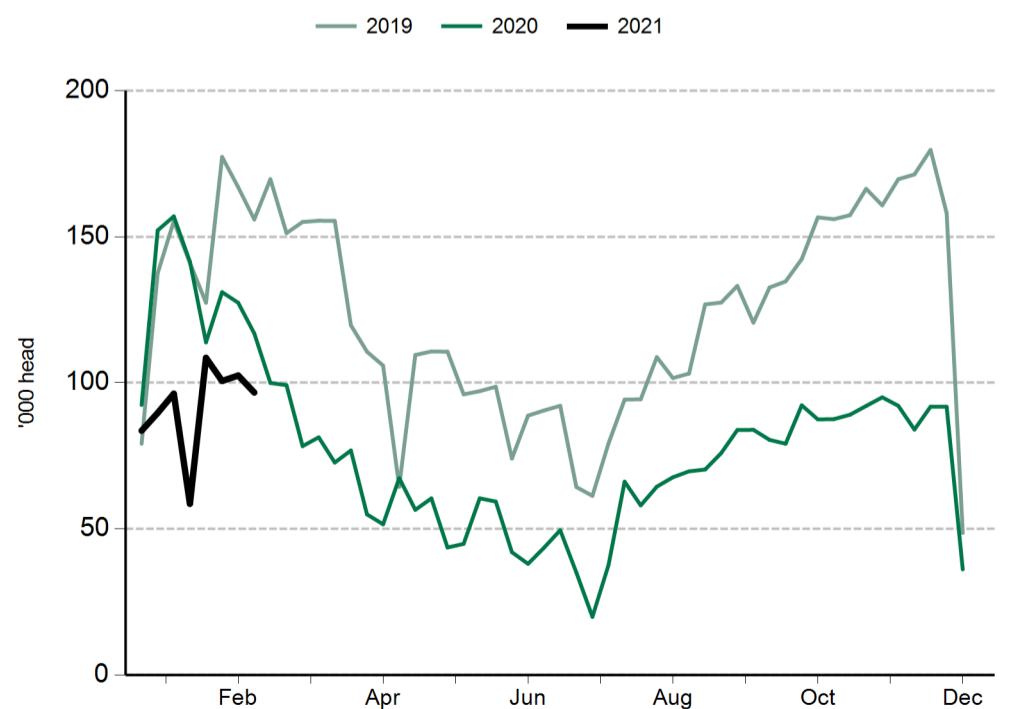
Calf slaughter



Lamb slaughter



Sheep slaughter



Cattle prices

National saleyard indicators	Live weight	Muscle/Fat	Unit	2 Mar 2021	23 Feb 2021	3 Mar 2020
Restocker Steer	200-280kg	C2	¢/kg lwt	524	522	422
Feeder Steer	330-400kg	C2	¢/kg lwt	443	449	390
Vealer Steer	280-330kg	C2	¢/kg lwt	513	479	357
			¢/kg cwt	973	932	691
Trade Steer	330-400kg	C3	¢/kg lwt	449	443	352
			¢/kg cwt	827	838	679
Medium Steer	400-500kg	C3	¢/kg lwt	400	400	336
			¢/kg cwt	757	754	639
Heavy Steer	500-600kg	C4	¢/kg lwt	373	369	331
			¢/kg cwt	681	679	615
Medium Cow	400-520kg	D3	¢/kg lwt	285	284	278
			¢/kg cwt	572	580	568
Eastern Young Cattle Indicator (EYCI)			¢/kg cwt	861.25	861.75	

Eastern states OTH indicators	Carcass weight	Muscle	Unit	26 Feb 2021	19 Feb 2021	6 Mar 2020
Trade steer	240-260kg	A-C	¢/kg cwt	637	642	564
Medium steer	260-280kg	A-C	¢/kg cwt	655	661	588
Heavy steer	300-400kg	A-C	¢/kg cwt	664	670	597
Medium cow	260-280kg	A-E	¢/kg cwt	545	546	491
MSA trade steer	240-260kg	A-C	¢/kg cwt	684	684	619

Feeder cattle indicators - paddock sales	Unit	19 Feb 2021	28 Feb 2020
Domestic	Unit		
Steers 280-350kg	¢/kg lwt	468	365
Heifers 280-350kg	¢/kg lwt	415	323
Export	Unit		
Shortfed 100-120 DOF	¢/kg lwt	413	311
Mediumfed 120-220 DOF	¢/kg lwt	415	328
Longfed 220+ DOF	¢/kg lwt	330	330

State saleyard indicators				Queensland		NSW		Victoria		SA		Tasmania	
Category	Live weight	Muscle/Fat	Unit	2 Mar 2021	3 Mar 2020	2 Mar 2021	3 Mar 2020	2 Mar 2021	3 Mar 2020	2 Mar 2021	3 Mar 2020	2 Mar 2021	3 Mar 2020
Restocker Steer	200-280kg	C2	¢/kg lwt	525	424	483	418	nq	418	nq	nq	nq	nq
Feeder Steer	330-400kg	C2	¢/kg lwt	442	399	447	390	444	349	437	335	nq	nq
Vealer Steer	280-330kg	C2	¢/kg lwt	nq	361	549	398	465	341	493	375	nq	nq
			¢/kg cwt	nq	685	1031	740	858	636	985	744	nq	nq
Trade Steer	330-400kg	C3	¢/kg lwt	419	397	458	384	461	342	456	351	nq	320
			¢/kg cwt	763	732	821	715	848	655	852	685	nq	593
Medium Steer	400-500kg	C3	¢/kg lwt	400	382	367	330	412	339	389	327	425	nq
			¢/kg cwt	749	713	683	613	774	640	779	639	801	nq
Heavy Steer	500-600kg	C4	¢/kg lwt	367	366	371	349	391	327	nq	nq	nq	nq
			¢/kg cwt	661	661	676	634	729	611	nq	nq	nq	nq
Medium Cow	400-520kg	D3	¢/kg lwt	271	292	290	278	302	270	nq	251	274	216
			¢/kg cwt	549	592	591	578	597	554	nq	522	560	458

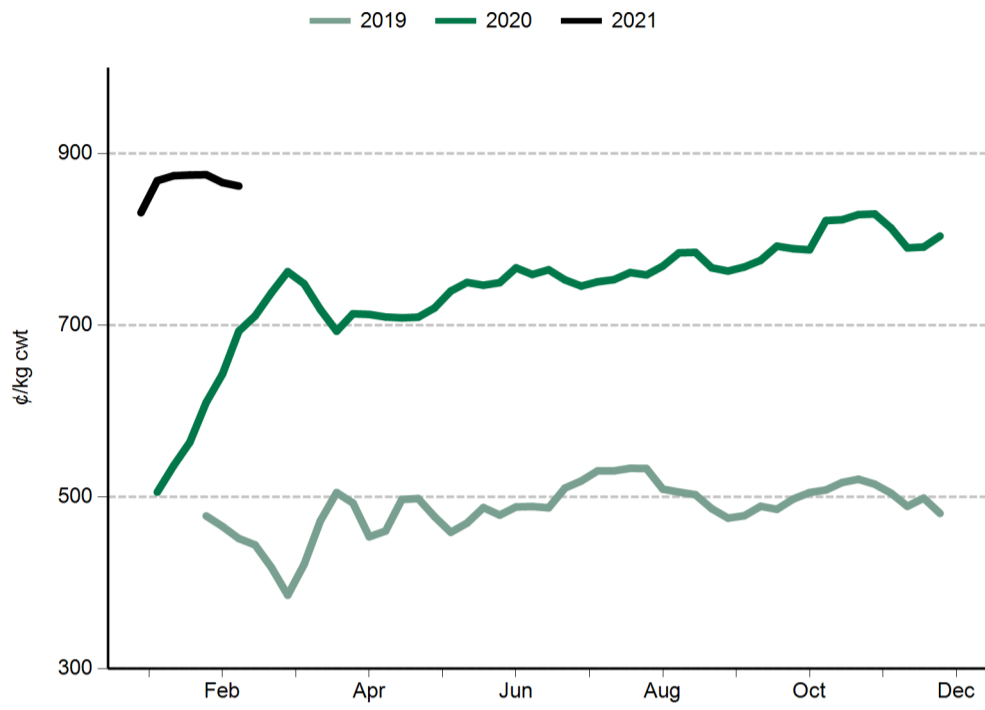
State over-the-hooks indicators				Queensland		NSW		Victoria		SA		Tasmania	
Category	Carcass weight	Muscle	Unit	26 Feb 2021	6 Mar 2020	26 Feb 2021	6 Mar 2020	26 Feb 2021	6 Mar 2020	26 Feb 2021	6 Mar 2020	26 Feb 2021	6 Mar 2020
Trade steer	240-260kg	A-C	¢/kg cwt	667	625	643	566	683	587	nq	nq	556	477
Medium steer	260-280kg	A-C	¢/kg cwt	665	620	639	567	661	576	nq	nq	nq	nq
Heavy steer	300-400kg	A-C	¢/kg cwt	675	630	649	577	667	583	nq	nq	nq	nq
Medium cow	260-280kg	A-E	¢/kg cwt	571	526	550	487	526	488	582	507	497	447
MSA trade steer	240-260kg	A-C	¢/kg cwt	677	637	690	601	nq	nq	nq	nq	nq	nq

WA saleyard indicators	Unit	2 Mar 2021	3 Mar 2020
WYCI	¢/kg cwt	908	642
Medium Steer	¢/kg lwt	434	288
Medium Cow	¢/kg lwt	313	233

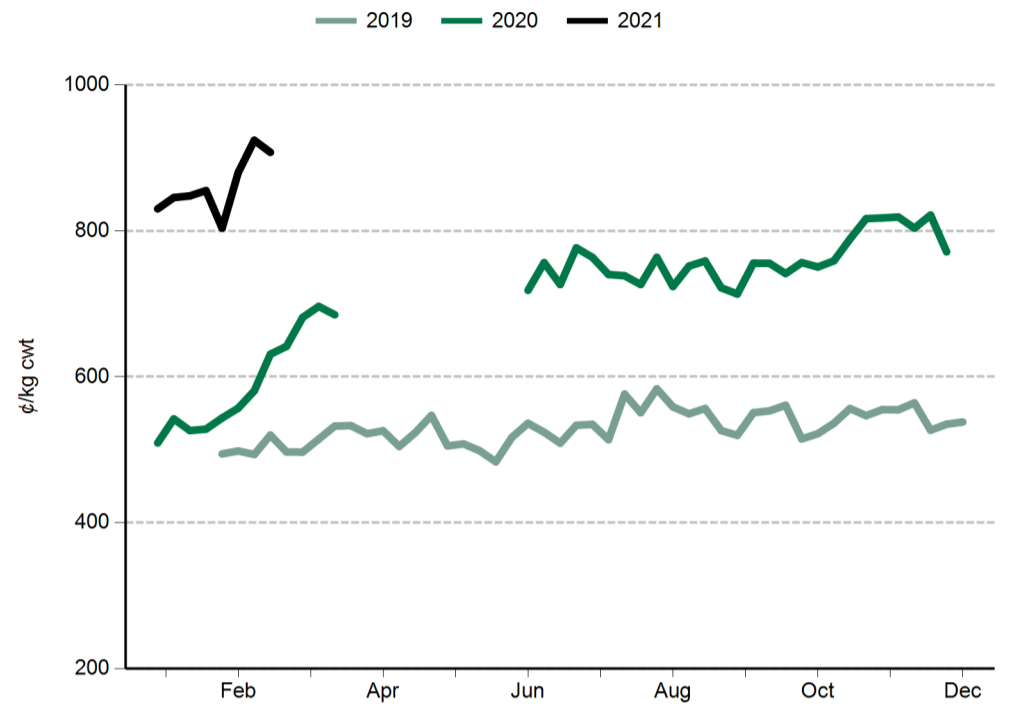
WA over-the-hooks indicators	Unit	26 Mar 2021
Grassfed yearling	¢/kg cwt	700
Grainfed yearling	¢/kg cwt	700
MSA yearling	¢/kg cwt	720

Live Export Price Quotes			Unit	19 Feb 2021	28 Feb 2020
Light Steer	260 - 360 kg	Townsville	¢/kg lwt	415	360
	260 - 360 kg	Darwin	¢/kg lwt	nq	370
Light Heifer	260 - 360 kg	Townsville	¢/kg lwt	380	320
	260 - 360 kg	Darwin	¢/kg lwt	nq	340

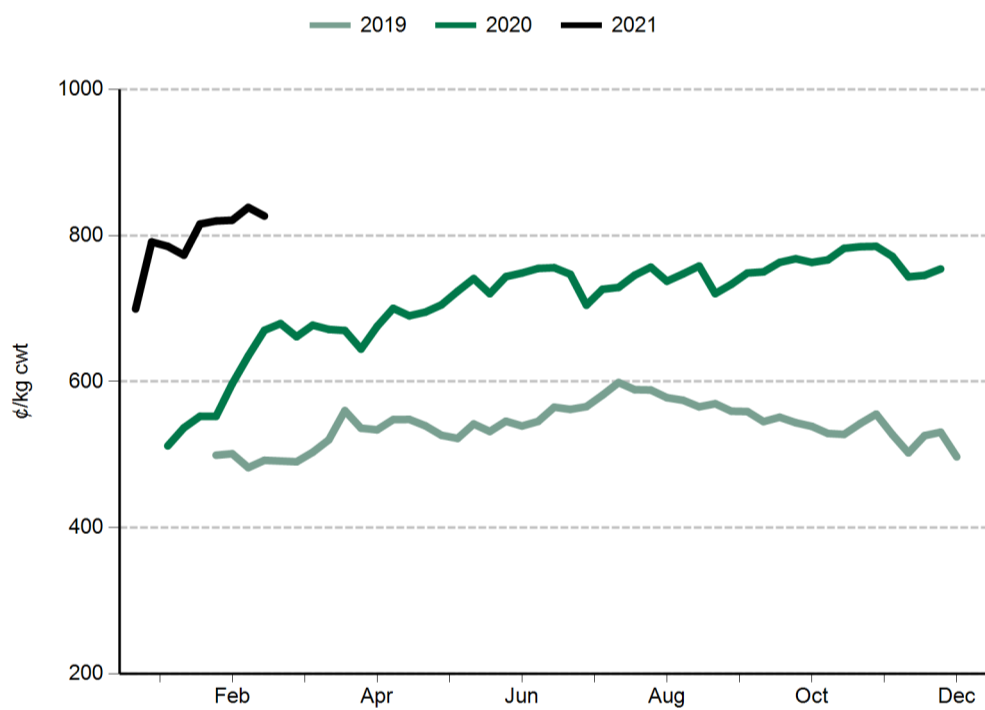
Eastern Young Cattle Indicator (EYCI)



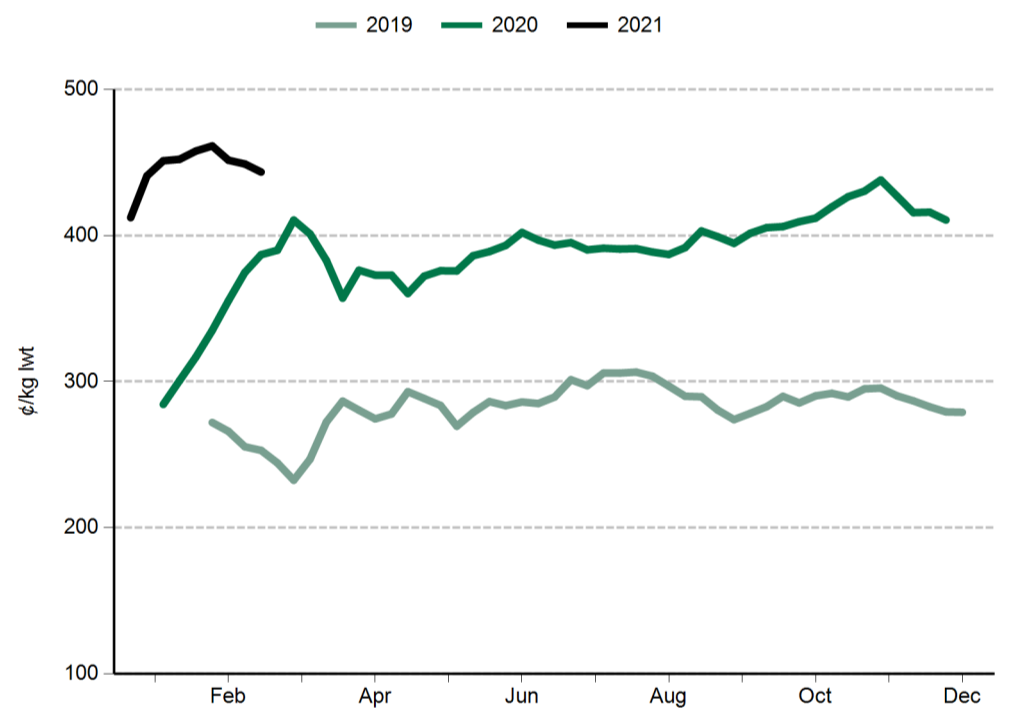
Western Young Cattle Indicator (WYCI)



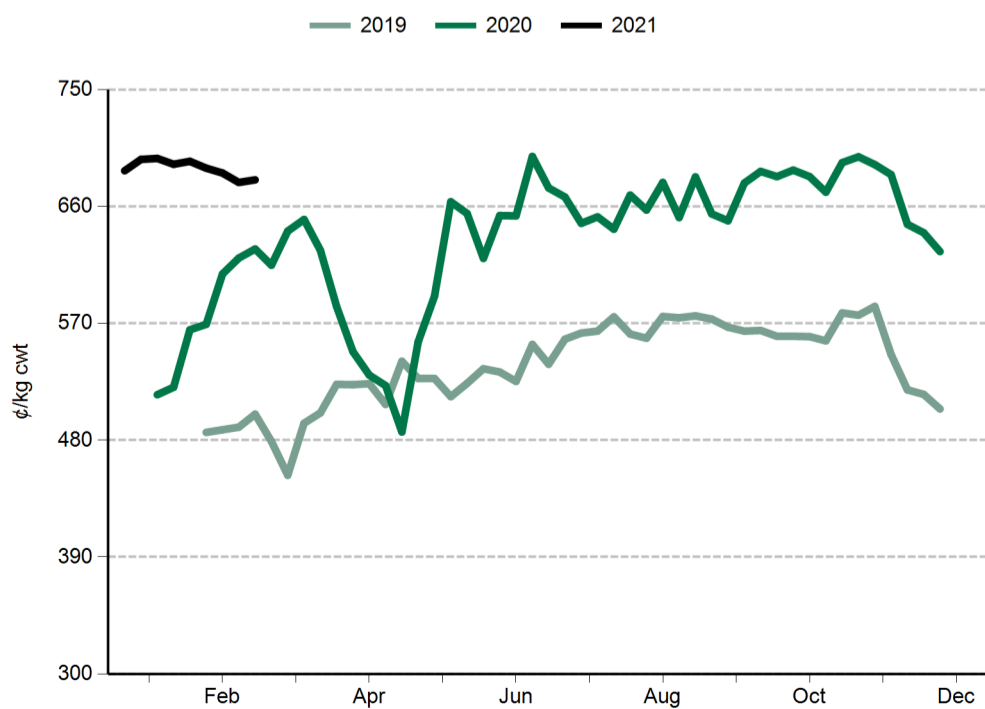
Trade steer



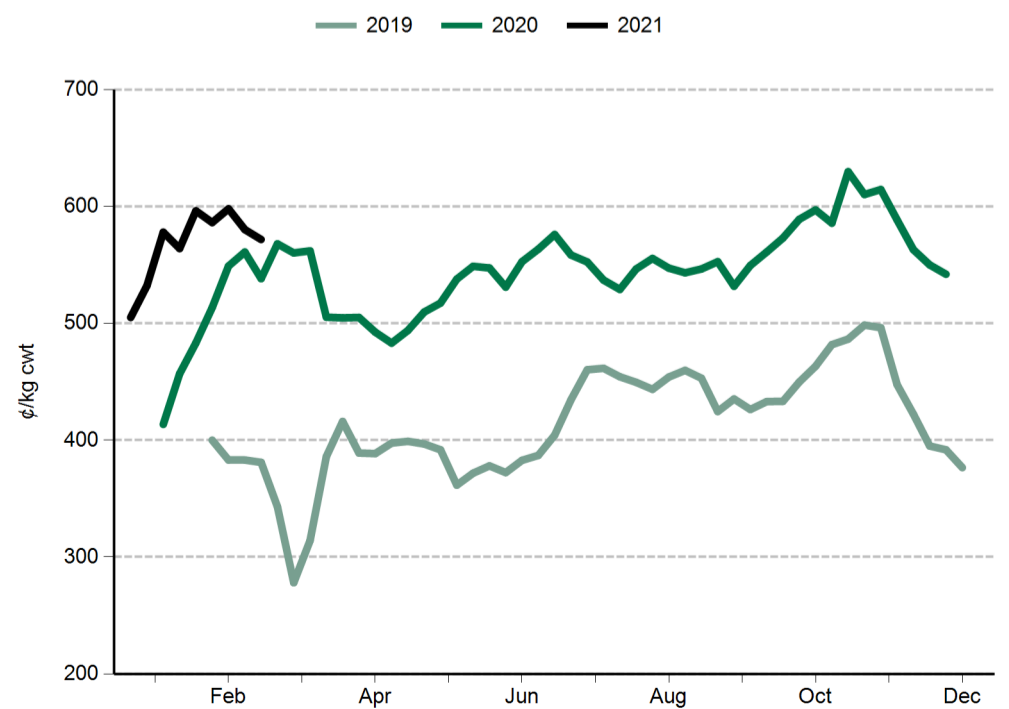
Feeder steer



Heavy steer



Medium cow



Sheep and lamb prices

Eastern States Trade Lamb Indicator (¢/kg cwt)	2 Mar 2021
ESTLI	843

National saleyard sheep and lamb indicators (¢/kg cwt)		2 Mar 2021	3 Mar 2020
Merino lamb	16-22kg	789	872
Restocker/feeder lamb	0-18kg	947	982
Light lamb	12-18kg	821	918
Trade lamb	18-22kg	829	938
Heavy lamb	22+kg	828	944
Mutton	18-24kg	645	697

National OTH sheep and lamb indicators (¢/kg cwt)		26 Feb 2021	6 Mar 2020
Medium trade lamb	18-20kg	776	816
Heavy trade lamb	20-22kg	776	816
Heavy lamb	22-24kg	782	814
Mutton	18-24kg	558	586

State saleyard sheep and lamb indicators (¢/kg cwt)		Victoria		NSW		SA		WA		Tasmania	
		2 Mar 2021	3 Mar 2020	2 Mar 2021	3 Mar 2020	2 Mar 2021	3 Mar 2020	2 Mar 2021	3 Mar 2020	2 Mar 2021	3 Mar 2020
Merino lamb	16-22kg	769	837	784	935	811	840	796	714	nq	nq
Restocker/feeder lamb	0-18kg	975	1039	989	1091	944	992	711	690	1079	869
Light lamb	12-18kg	868	940	872	957	901	897	748	715	945	927
Trade lamb	18-22kg	841	937	862	970	797	940	704	742	832	874
Heavy lamb	22+kg	828	936	838	962	803	918	727	747	802	889
Mutton	18-24kg	670	712	669	725	628	632	550	577	647	697

Over-the-hooks sheep and lamb indicators (¢/kg cwt)		Victoria		NSW		SA		WA		Tasmania	
		26 Feb 2021	6 Mar 2020	26 Feb 2021	6 Mar 2020	26 Feb 2021	6 Mar 2020	26 Feb 2021	6 Mar 2020	26 Feb 2021	6 Mar 2020
Medium trade lamb	18-20kg	773	850	750	840	807	850	nq	725	nq	nq
Heavy trade lamb	20-22kg	773	850	750	840	807	850	nq	725	nq	nq
Heavy lamb	22-24kg	790	840	750	840	807	853	nq	725	nq	nq
Mutton	18-24kg	613	613	565	613	520	608	533	513	nq	nq

Live export price quotes (A\$/head)		23 Feb 2021	3 Mar 2020
Live wether	Muchea	134	nq

Glossary:

cwt – carcase weight

lwt – live weight

OTH – over-the-hooks. Refers to the marketing of cattle/sheep/lambs directly from the farm to an abattoir where a producer is paid for the value of the carcase based on a sliding grid.

CIF – Cost, insurance, freight. The quoted price for the goods including freight and insurance costs delivered to final destination.

C&F – Cost and freight. Refers to the quoted price for the goods, including freight to the delivery point, but not insurance.

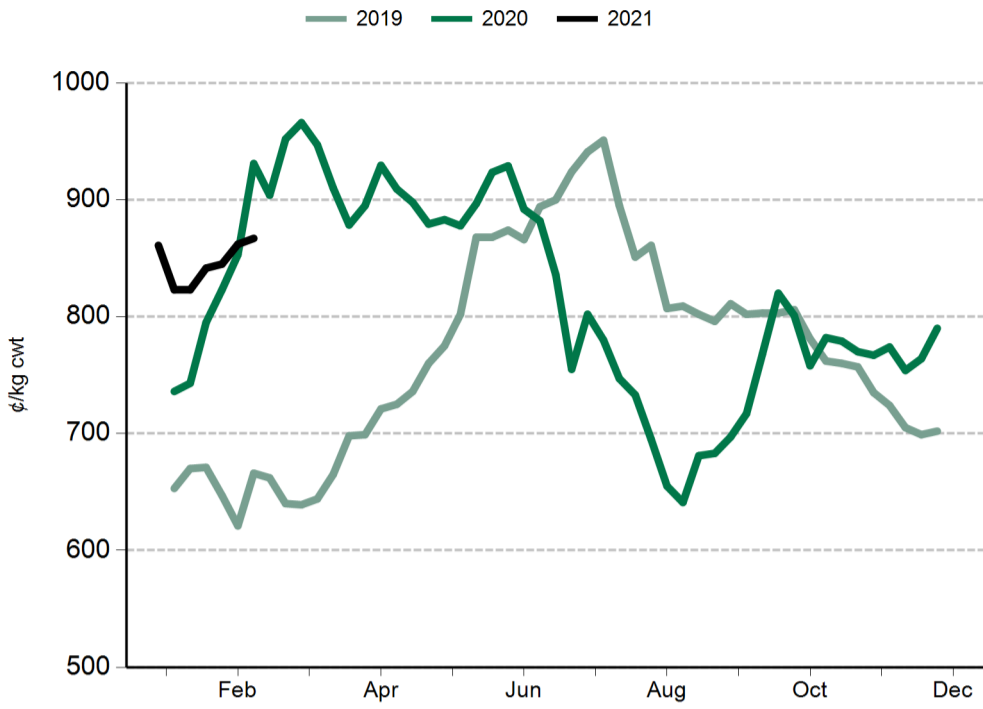
FAS – Free alongside ship. Refers to export price quotes where the seller is obliged to pay warehouse services, packing, inland freight and port charges, but not placement of goods onto the ship. The buyer is obliged to pay overseas freight, charges in foreign port, customs duties, quarantine and delivery to final destination. (See also 'FOB').

EYCI – Eastern Young Cattle Indicator. A seven day rolling average from 24 saleyards across NSW, Victoria and Queensland. It includes vealer and yearling heifers and steers, grade score C2 or C3, with live weight from 200kg.

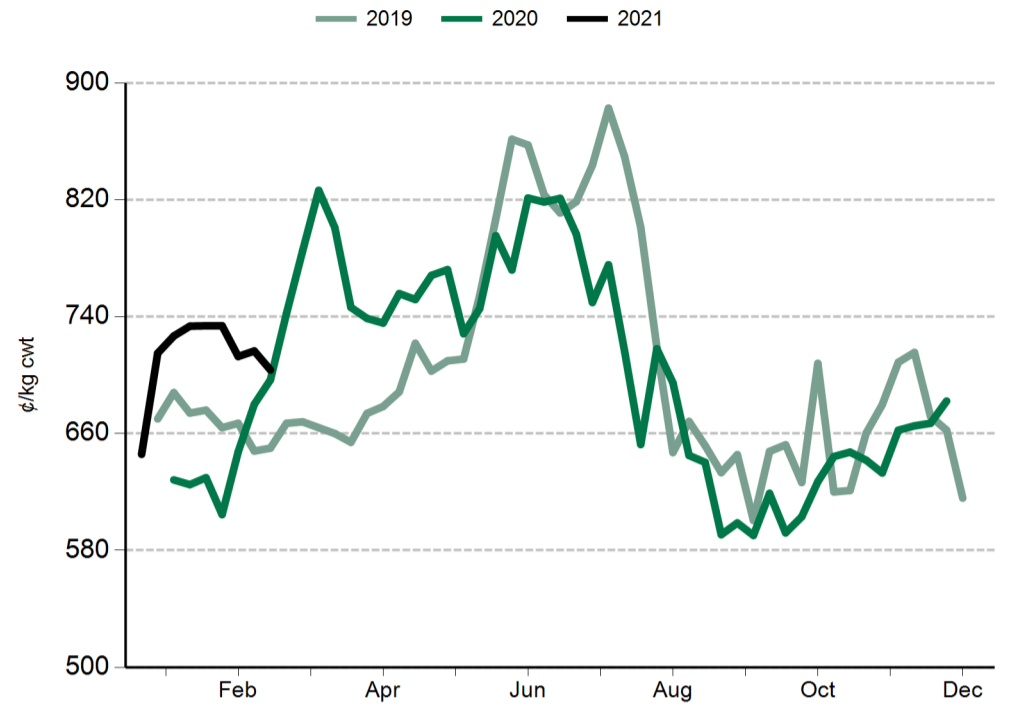
WYCI – Western Young Cattle Indicator. A benchmark of the value of young cattle in WA saleyards. It includes vealer and yearling heifers and steers, grade score C2 or C3, 180kg+ live weight.

All data is collected by MLA's NLRS, unless specified otherwise.

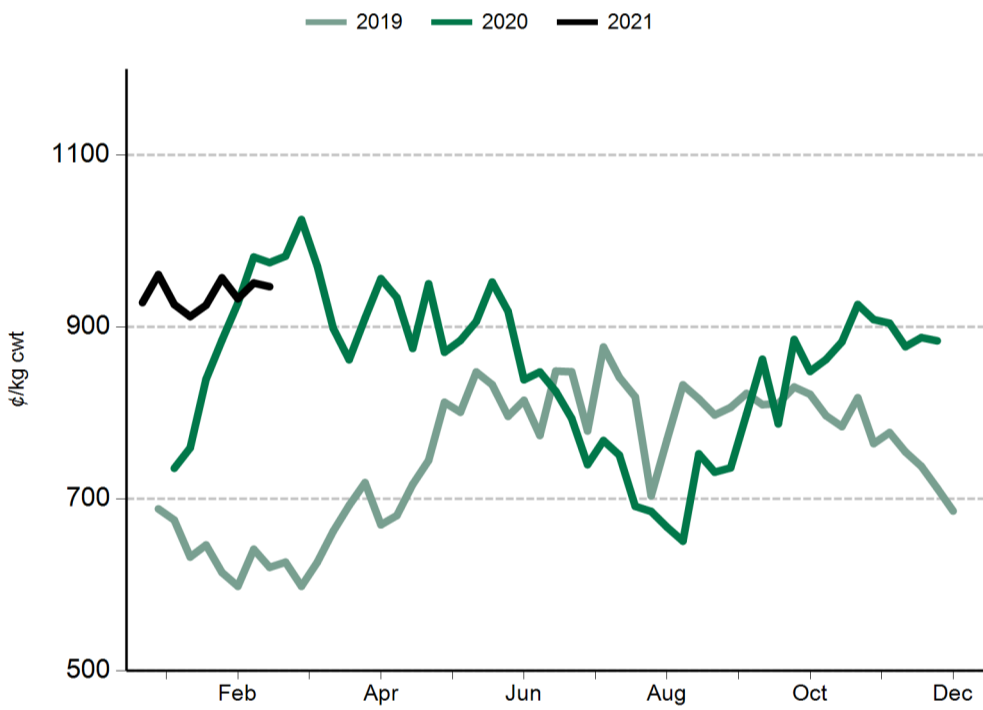
Eastern States Trade Lamb Indicator (ESTLI)



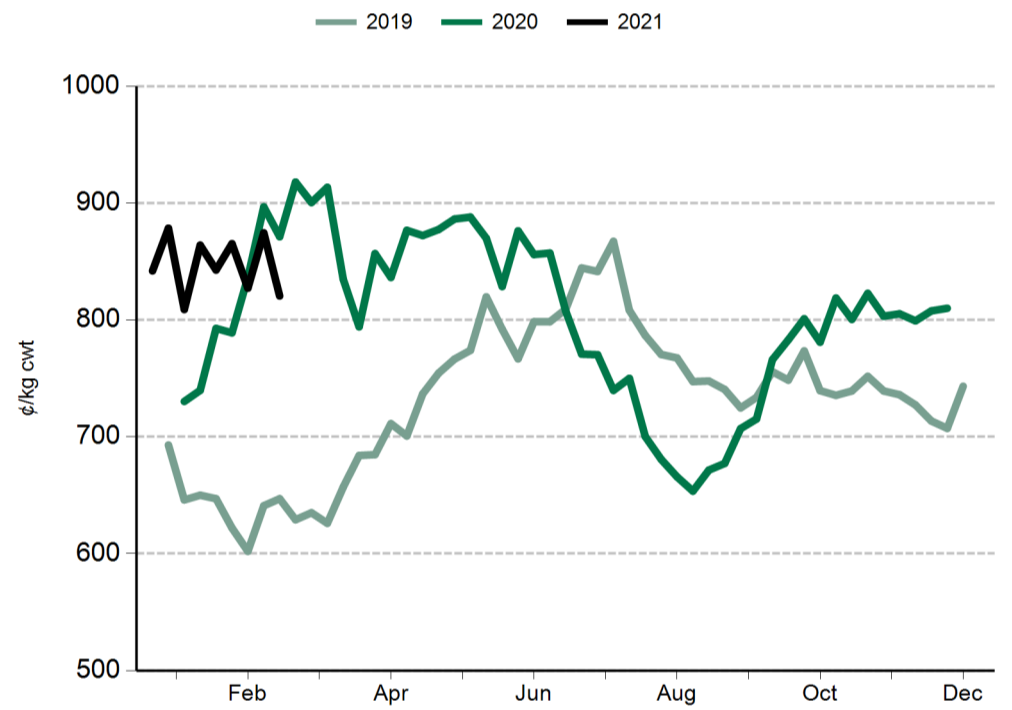
Western Trade Lamb Indicator (WTLI)



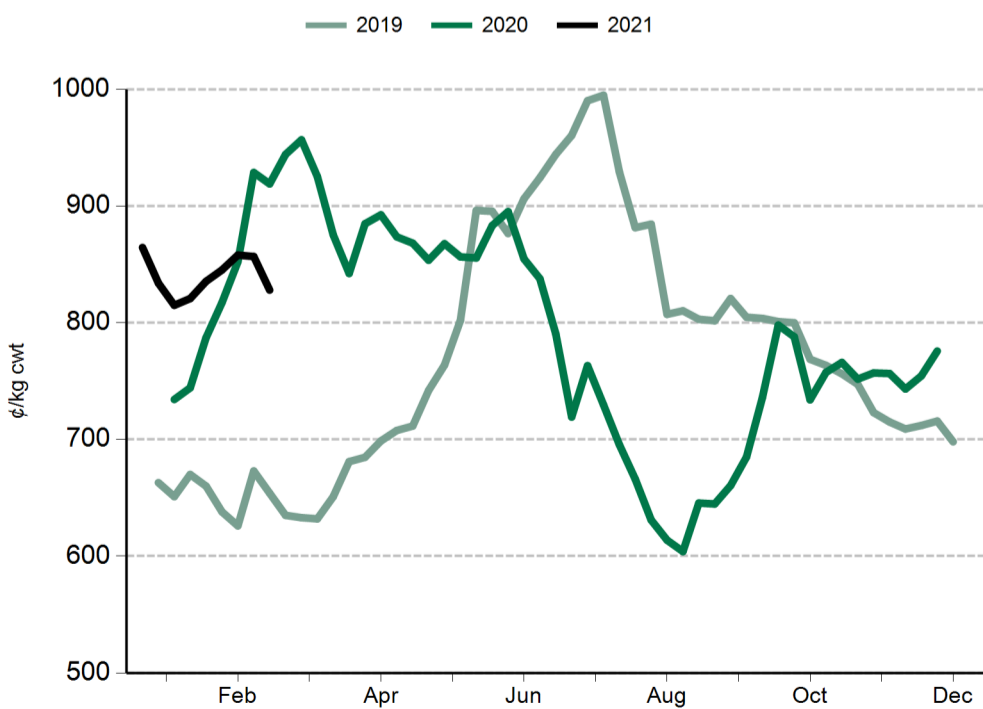
Restocker lamb



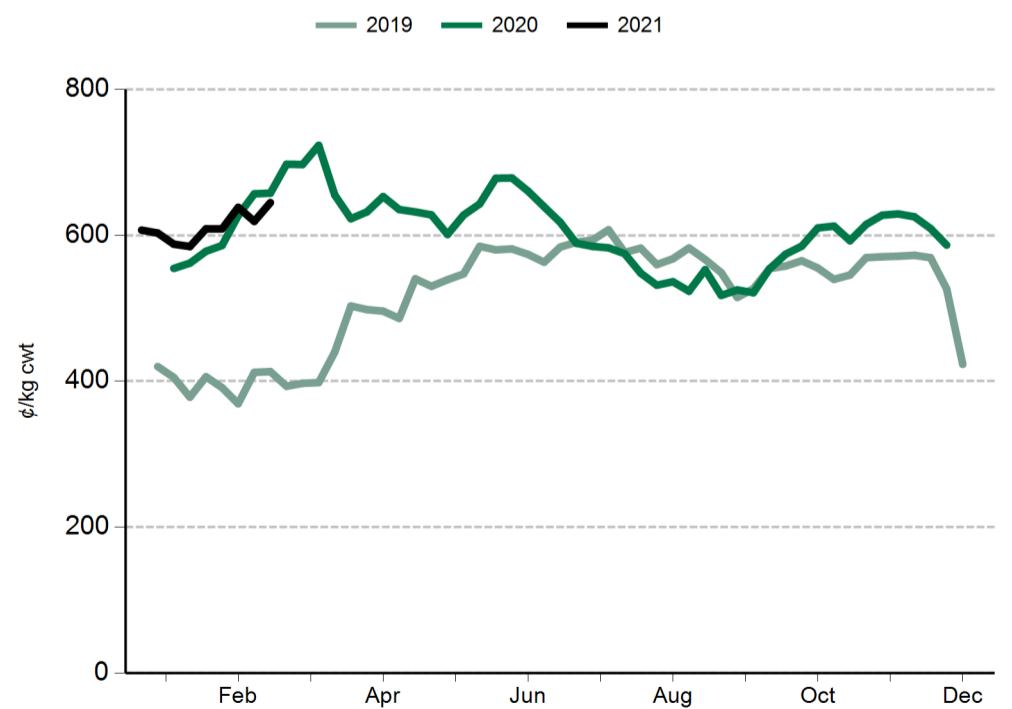
Light lamb



Heavy lamb



Mutton



General statistics

Over-the-hooks goat indicators (A¢/kg cwt)	19 Feb 2021	6 Mar 2020
8.1-10kg	813	903
10.1-12kg	813	903
12.1-16kg	813	903
16.1-20kg	813	903
20.1kg+	813	903

Skin indicators - Lambs		26 Feb 2021	19 Feb 2021	28 Feb 2020
2" +	16.1 - 20kg	150	150	200
	20.1 - 24kg	263	263	275
	24.1kg +	338	338	438
1" - 2"	16.1 - 20kg	100	100	150
	20.1 - 24kg	150	150	125
	24.1kg +	213	213	275
0.5" - 1"	16.1 - 20kg	nq	nq	nq
	20.1 - 24kg	nq	nq	75
	24.1kg +	150	150	163
New Season	16.1 - 20kg	nq	nq	150
	20.1 - 24kg	200	200	269
	24.1kg +	188	188	388

Skin indicators - Merino sheep (average 25 micron)		19 Feb 2021	28 Feb 2020
1.5" - 2"	16.1 - 20kg	1275	1000
	20.1 - 24kg	1550	1125
	24.1kg +	1813	1275

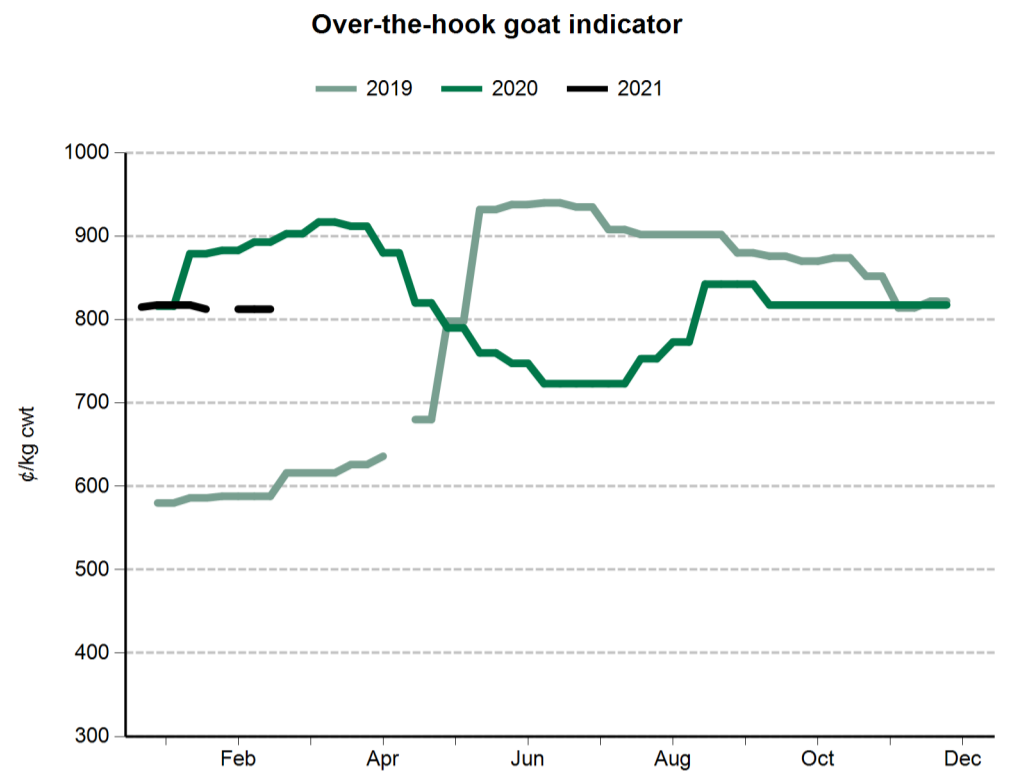
Grain prices - Darling Downs (A\$/tonne)	19 Feb 2021	28 Feb 2020
Wheat	308	450
Barley	272	383
Sorghum	320	405

Grain prices - Riverina (A\$/tonne)	19 Feb 2021	28 Feb 2020
Wheat	280	365
Barley	nq	298

Source: Profarmer Australia

US imported beef prices (CIF)		19 Feb 2021	28 Feb 2020
Bull 95CL	US¢/lb	249.0	212.5
	A¢/kg	699.3	713.3
Cow 90CL	US¢/lb	228.0	203.5
	A¢/kg	640.3	683.1
CC/CF 85CL	US¢/lb	201.0	195.5
	A¢/kg	564.5	656.3
Shank 90CL	US¢/lb	230.0	207.5
	A¢/kg	645.9	696.5
Trim 85CL	US¢/lb	200.5	195.0
	A¢/kg	563.1	654.6
Trim 80CL	US¢/lb	177.5	182.5
	A¢/kg	498.5	612.6
Trim 75CL	US¢/lb	175.0	172.5
	A¢/kg	491.5	579.1
Trim 65CL	US¢/lb	nq	nq
	A¢/kg	nq	nq
Outside flats	US¢/lb	nq	nq
	A¢/kg	nq	nq
Knuckles	US¢/lb	265.0	260.0
	A¢/kg	744.2	872.8
Inside cap off	US¢/lb	317.5	280.0
	A¢/kg	891.7	939.9

Source: Steiner Consulting Group



PLEASE NOTE

MLA no longer reports on fodder prices, tallow prices or the EMI on a weekly basis.

These can be accessed separately through these links:

- [Fodder prices \(Dairy Australia\)](#)
- [Tallow prices \(MLA monthly co-product report\)](#)
- [EMI \(AWEX\)](#)

