

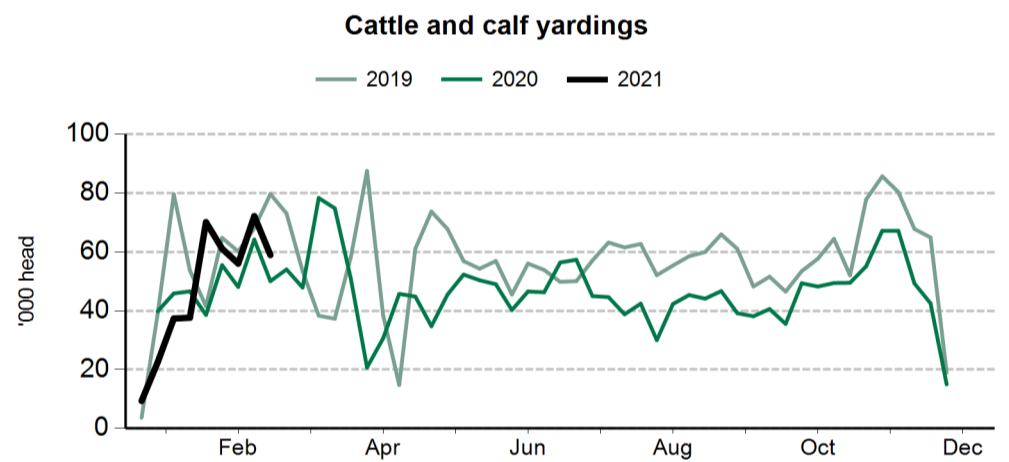
The following weekly statistical summary includes the following information:

- **Livestock movements**.....pages 1-2
 - Cattle yardings
 - Sheep yardings
 - Cattle slaughter
 - Sheep, lamb and goat slaughter
- **Cattle price indicators**.....pages 3-4
 - Saleyard indicators
 - Over-the-hook indicators
 - Live export indicators
- **Sheep and lamb indicators**.....pages 5-6
 - Saleyard indicators
 - Over-the-hook indicators
 - Live export indicators
- **General statistics**.....page 7
 - Over-the-hook goat indicators
 - Skin price indicators
 - Weekly US imported beef indicators

Cattle movements

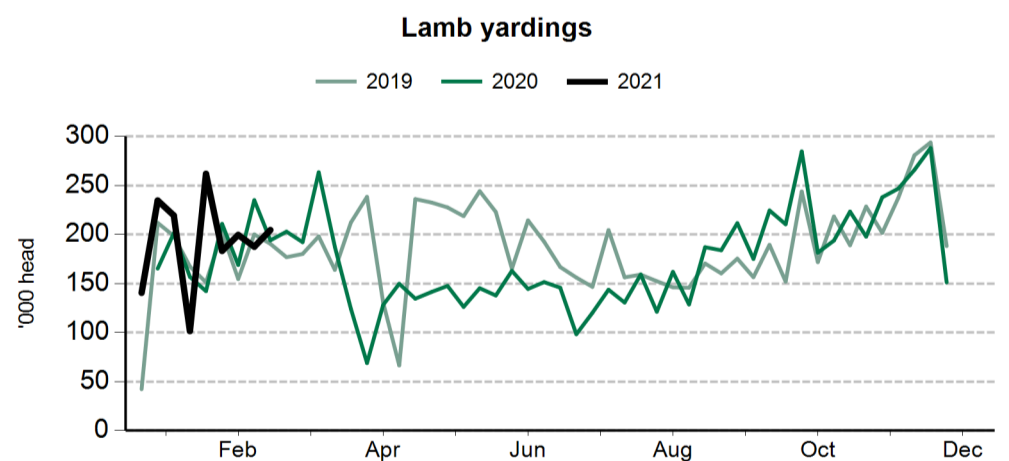
Cattle saleyard throughput		05 Feb 2021	26 Feb 2021	6 Mar 2020
Queensland	Cattle	17,666	21,233	18,606
NSW	Cattle	13,517	14,174	15,971
Victoria	Cattle	7,609	9,853	12,713
SA	Cattle	2,003	1,712	3,855
WA	Cattle	2,744	11,476	2,781
Tasmania	Cattle	150	165	120

Cattle slaughter		26 Feb 2021	19 Feb 2021	6 Mar 2020
Queensland	Cattle	50,695	50,732	53,112
	Calves	57	115	110
NSW	Cattle	25,740	25,526	30,515
	Calves	1,233	1,152	1,725
Victoria	Cattle	18,089	17,944	24,644
	Calves	1,296	1,126	2,209
SA	Cattle	3,190	3,209	3,974
	Calves	8	10	2
Tasmania	Cattle	3,441	3,464	4,675
	Calves	22	12	320

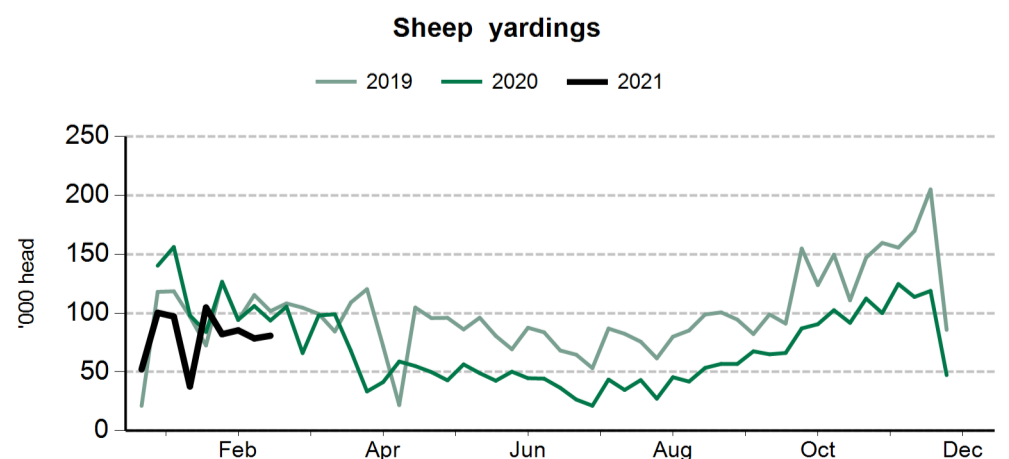


Smallstock movements

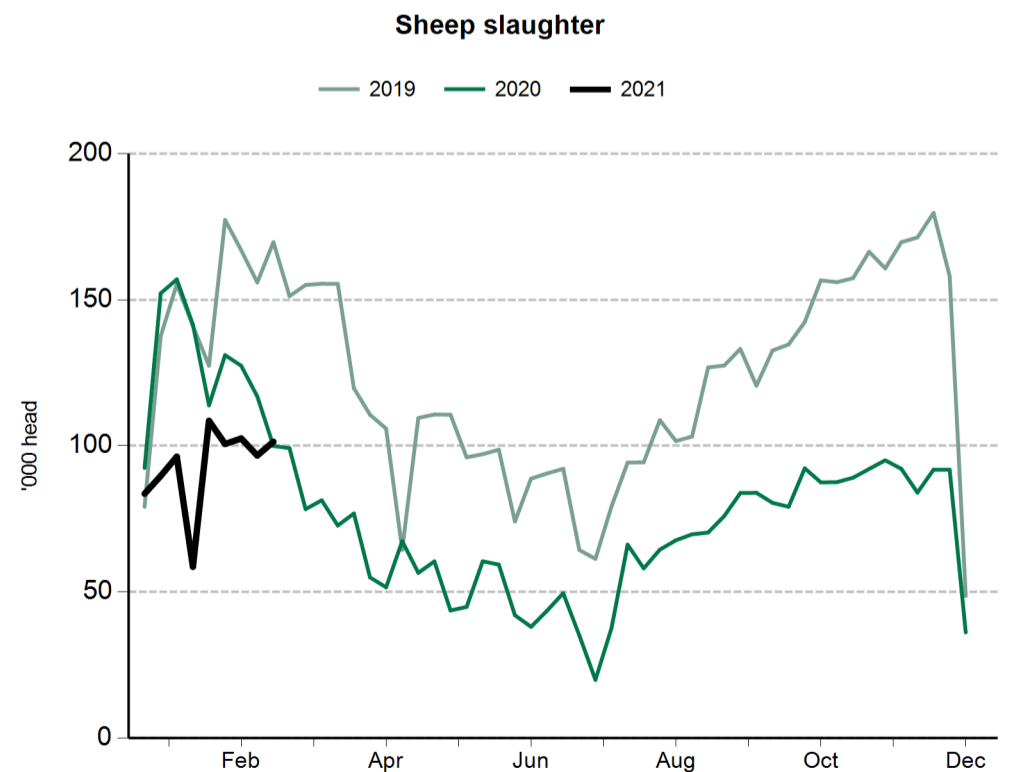
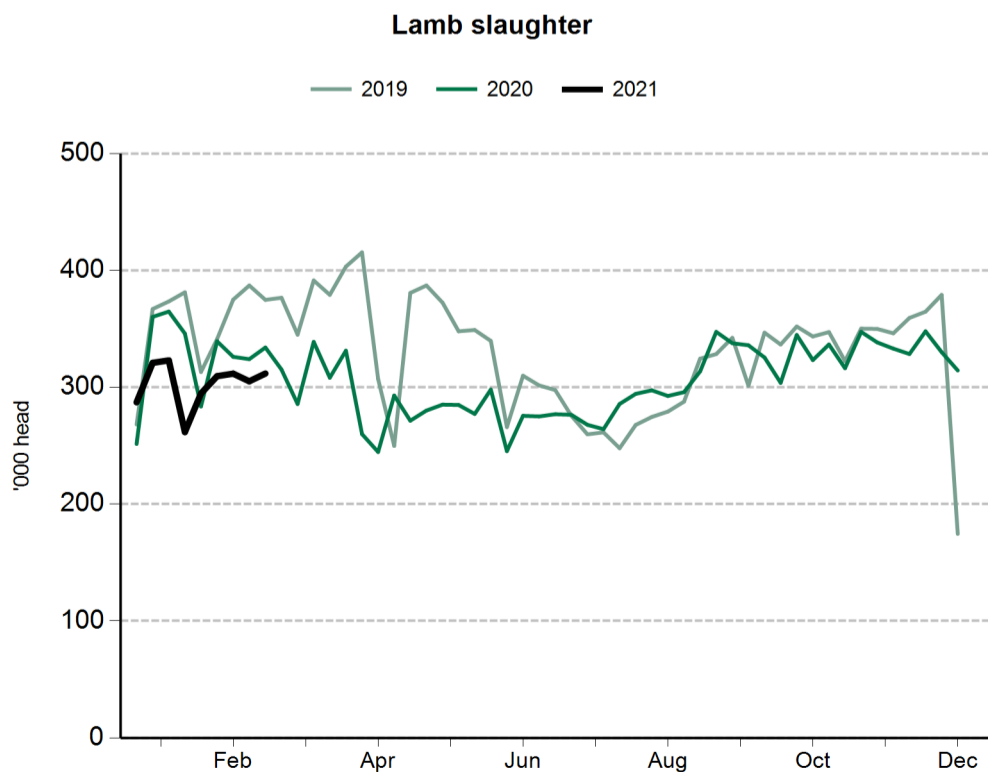
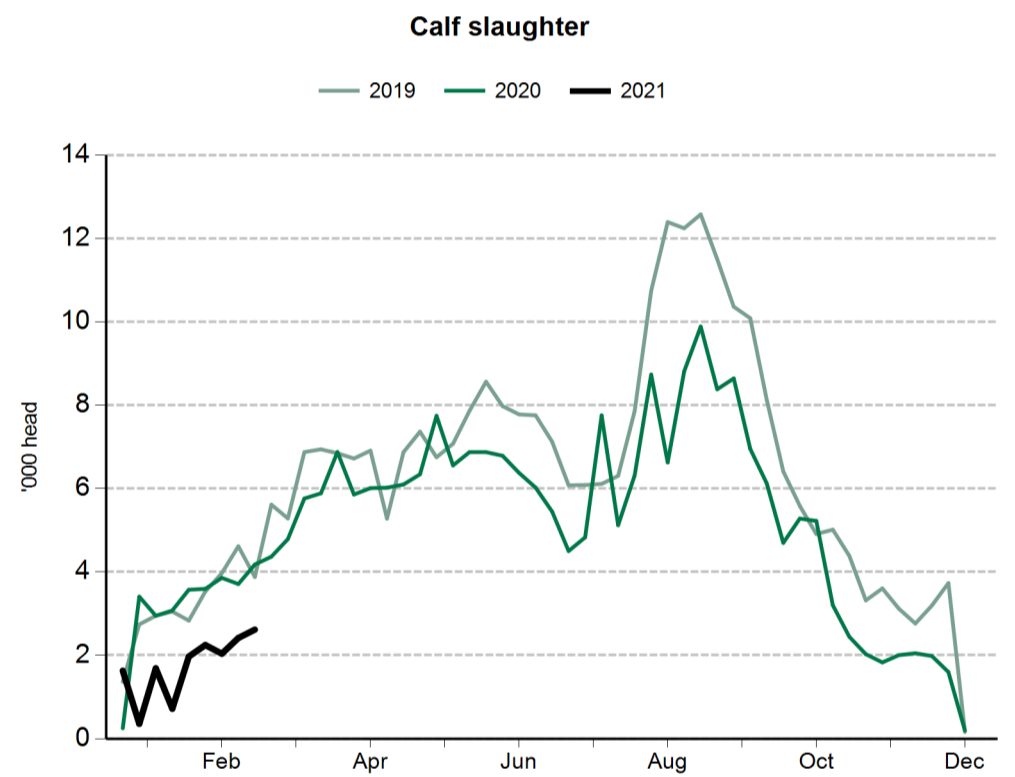
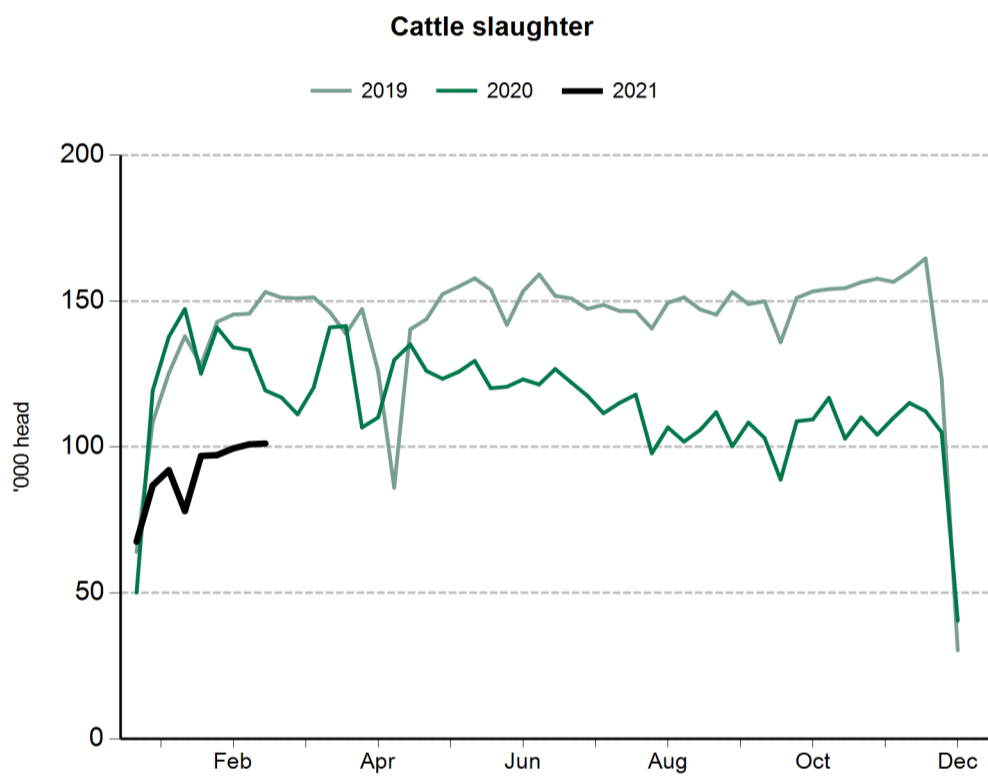
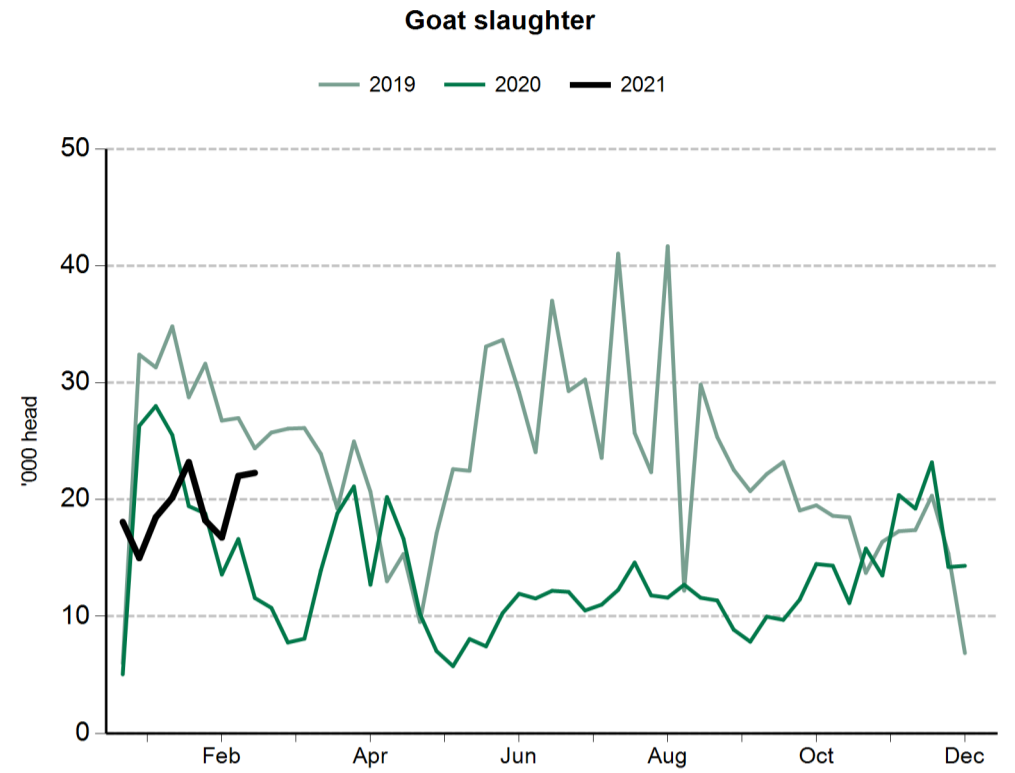
Sheep and lamb saleyard throughput		5 Mar 2021	26 Feb 2021	6 Mar 2020
NSW	Lambs	34,180	95,430	83,854
	Sheep	13,360	31,309	47,858
Victoria	Lambs	36,819	75,283	85,619
	Sheep	13,899	32,257	38,173
SA	Lambs	11,864	18,278	18,420
	Sheep	3,137	4,205	4,648
WA	Lambs	7,905	10,461	11,693
	Sheep	3,000	7,900	10,048
Tasmania	Lambs	2,733	3,583	2,200
	Sheep	2,966	3,583	4,200



Sheep and lamb slaughter		26 Feb 2021	19 Feb 2021	6 Mar 2020
Queensland	Lambs	194	483	124
	Sheep	2,359	434	2,700
NSW	Lambs	104,101	102,176	85,152
	Sheep	48,871	48,504	39,307
Victoria	Lambs	150,740	145,270	179,283
	Sheep	45,424	43,845	46,347
SA	Lambs	53,155	52,965	45,458
	Sheep	1,972	2,039	9,066
Tasmania	Lambs	3,615	4,260	5,157
	Sheep	2,748	1,816	1,743



Goat slaughter		26 Feb 2021	6 Mar 2020
Queensland	Goats	8,574	3,881
NSW	Goats	2,001	1,326
Victoria	Goats	8,531	3,200
SA	Goats	3,178	2,323
Tasmania	Goats	nq	nq



Cattle prices

National saleyard indicators	Live weight	Muscle/Fat	Unit	9 Mar 2021	2 Mar 2021	10 Mar 2020
Restocker Steer	200-280kg	C2	¢/kg lwt	521	524	438
Feeder Steer	330-400kg	C2	¢/kg lwt	441	443	410
Vealer Steer	280-330kg	C2	¢/kg lwt	492	513	396
			¢/kg cwt	938	973	769
Trade Steer	330-400kg	C3	¢/kg lwt	443	449	355
			¢/kg cwt	814	827	661
Medium Steer	400-500kg	C3	¢/kg lwt	370	400	342
			¢/kg cwt	697	757	648
Heavy Steer	500-600kg	C4	¢/kg lwt	370	373	346
			¢/kg cwt	679	681	641
Medium Cow	400-520kg	D3	¢/kg lwt	281	285	276
			¢/kg cwt	572	572	560
Eastern Young Cattle Indicator (EYCI)			¢/kg cwt	860.75	861.25	

Eastern states OTH indicators	Carcase weight	Muscle	Unit	5 Mar 2021	26 Feb 2021	13 Mar 2020
Trade steer	240-260kg	A-C	¢/kg cwt	635	637	568
Medium steer	260-280kg	A-C	¢/kg cwt	649	655	594
Heavy steer	300-400kg	A-C	¢/kg cwt	658	664	603
Medium cow	260-280kg	A-E	¢/kg cwt	542	545	494
MSA trade steer	240-260kg	A-C	¢/kg cwt	680	684	625

Feeder cattle indicators - paddock sales	Unit	26 Feb 2021	6 Mar 2020
Domestic	Unit		
Steers 280-350kg	¢/kg lwt	468	373
Heifers 280-350kg	¢/kg lwt	415	328
Export	Unit		
Shortfed 100-120 DOF	¢/kg lwt	413	313
Mediumfed 120-220 DOF	¢/kg lwt	415	328
Longfed 220+ DOF	¢/kg lwt	330	330

State saleyard indicators				Queensland		NSW		Victoria		SA		Tasmania	
Category	Live weight	Muscle/Fat	Unit	9 Mar 2021	10 Mar 2020	9 Mar 2021	10 Mar 2020	9 Mar 2021	10 Mar 2020	9 Mar 2021	10 Mar 2020	9 Mar 2021	10 Mar 2020
Restocker Steer	200-280kg	C2	¢/kg lwt	521	426	513	471	522	400	482	nq	nq	nq
Feeder Steer	330-400kg	C2	¢/kg lwt	436	413	447	412	461	374	nq	nq	nq	nq
Vealer Steer	280-330kg	C2	¢/kg lwt	460	380	511	456	466	353	472	366	nq	320
			¢/kg cwt	878	732	946	867	850	677	940	732	nq	582
Trade Steer	330-400kg	C3	¢/kg lwt	nq	404	451	384	425	333	433	370	nq	nq
			¢/kg cwt	nq	742	817	704	793	619	816	700	nq	nq
Medium Steer	400-500kg	C3	¢/kg lwt	350	355	365	350	401	341	374	336	406	304
			¢/kg cwt	655	656	683	657	757	643	740	666	764	553
Heavy Steer	500-600kg	C4	¢/kg lwt	357	357	361	313	388	345	nq	nq	nq	nq
			¢/kg cwt	652	652	660	577	719	642	nq	nq	nq	nq
Medium Cow	400-520kg	D3	¢/kg lwt	275	278	288	285	288	266	nq	267	256	218
			¢/kg cwt	560	557	594	593	603	550	nq	556	543	464

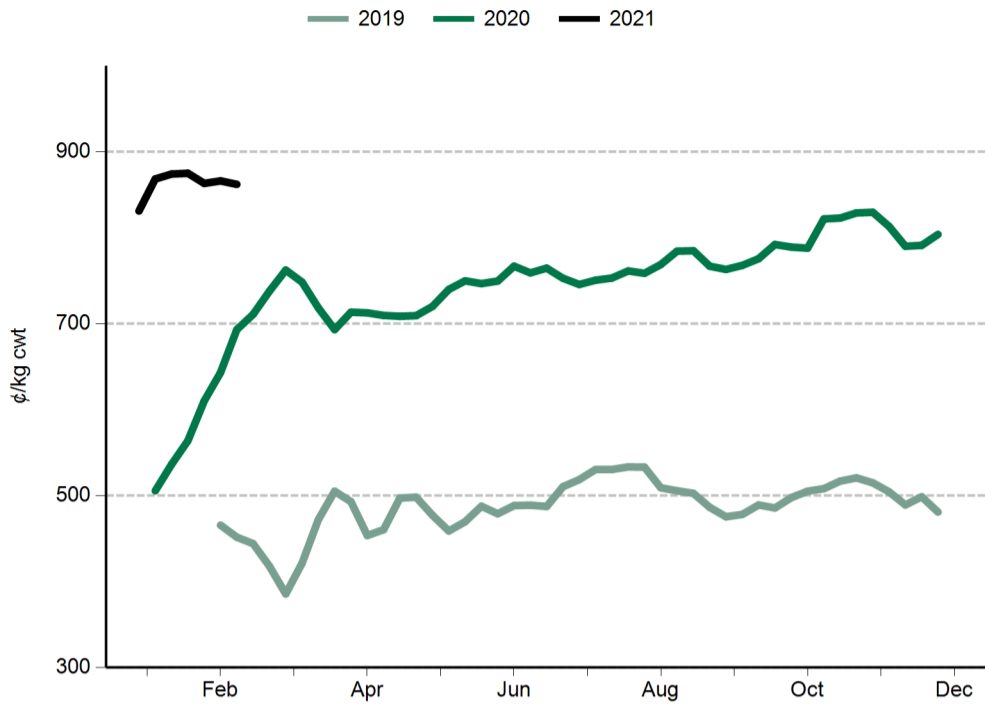
State over-the-hooks indicators				Queensland		NSW		Victoria		SA		Tasmania	
Category	Carcase weight	Muscle	Unit	5 Mar 2021	13 Mar 2020	5 Mar 2021	13 Mar 2020	5 Mar 2021	13 Mar 2020	5 Mar 2021	13 Mar 2020	5 Mar 2021	13 Mar 2020
Trade steer	240-260kg	A-C	¢/kg cwt	653	629	643	575	683	592	nq	nq	561	477
Medium steer	260-280kg	A-C	¢/kg cwt	648	623	639	576	661	583	nq	nq	nq	nq
Heavy steer	300-400kg	A-C	¢/kg cwt	658	634	649	586	667	590	nq	nq	nq	nq
Medium cow	260-280kg	A-E	¢/kg cwt	556	529	550	499	526	488	582	507	497	447
MSA trade steer	240-260kg	A-C	¢/kg cwt	668	641	692	609	nq	nq	nq	nq	nq	nq

WA saleyard indicators	Unit	9 Mar 2021	2 Mar 2021	10 Mar 2020
WYCI	¢/kg cwt	918	908	681
Medium Steer	¢/kg lwt	403	434	326
Medium Cow	¢/kg lwt	308	313	241

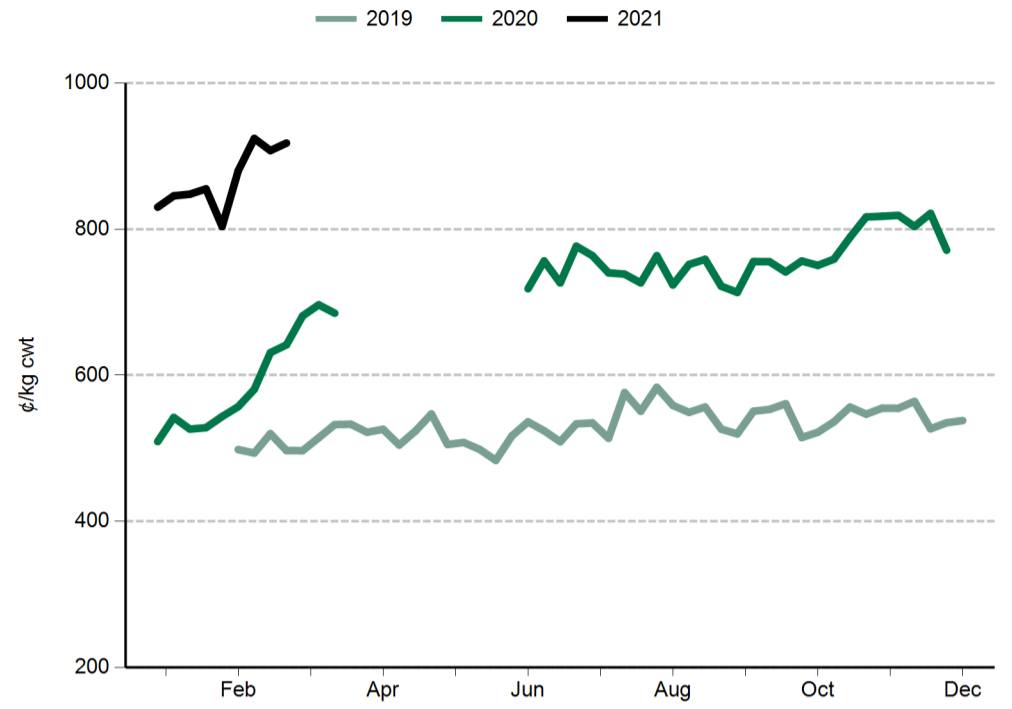
WA over-the-hooks indicators	Unit	5 Mar 2021	26 Mar 2021	13 Mar 2020
Grassfed yearling	¢/kg cwt	710	700	560
Grainfed yearling	¢/kg cwt	710	700	560
MSA yearling	¢/kg cwt	730	720	580

Live Export Price Quotes			Unit	26 Feb 2021	6 Mar 2020
Light Steer	260 - 360 kg	Townsville	¢/kg lwt	400	360
	260 - 360 kg	Darwin	¢/kg lwt	nq	380
Light Heifer	260 - 360 kg	Townsville	¢/kg lwt	380	320
	260 - 360 kg	Darwin	¢/kg lwt	nq	350

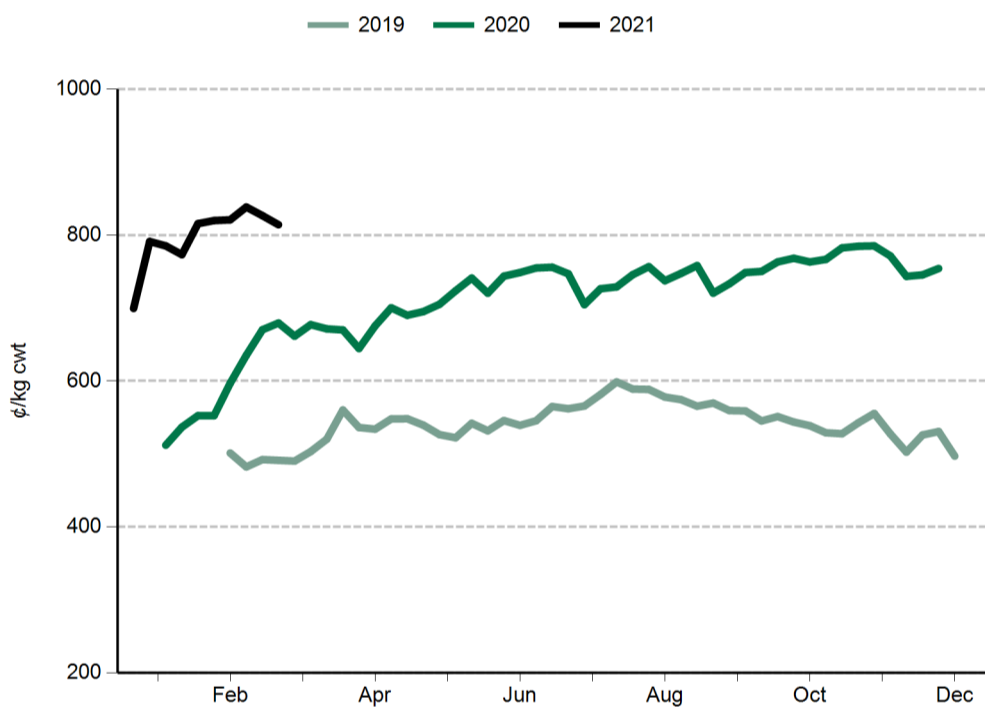
Eastern Young Cattle Indicator (EYCI)



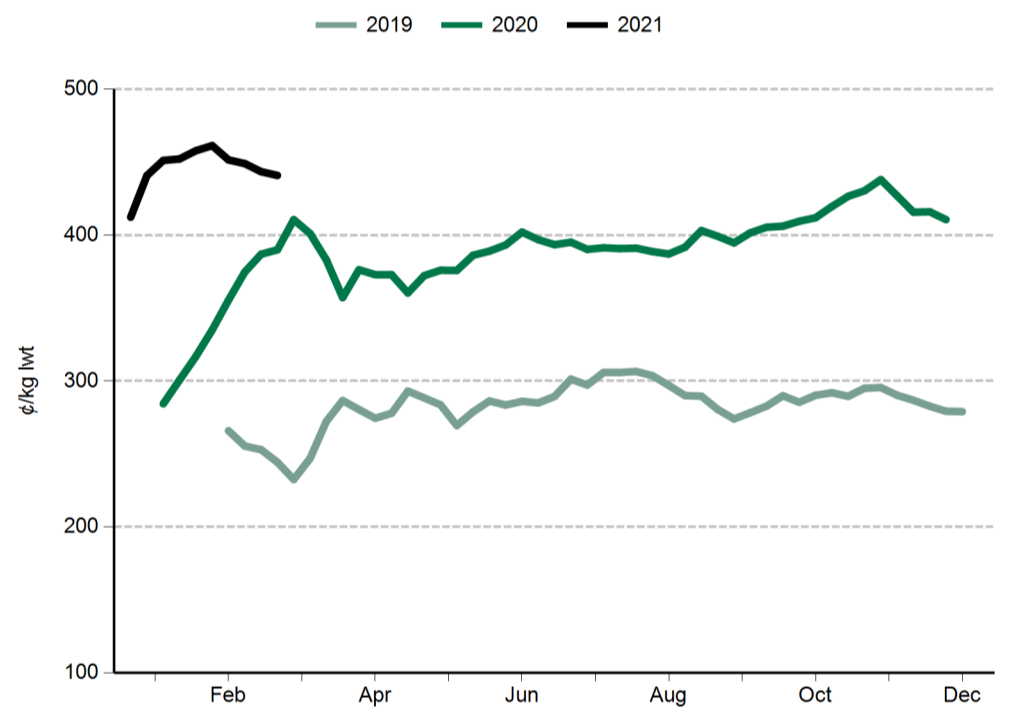
Western Young Cattle Indicator (WYCI)



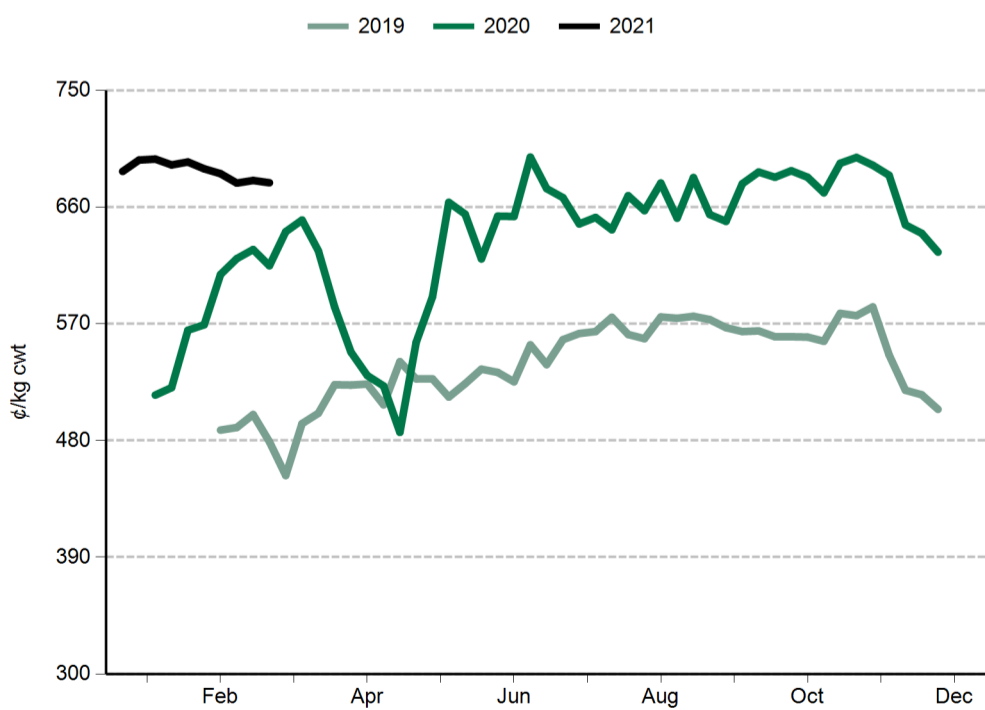
Trade steer



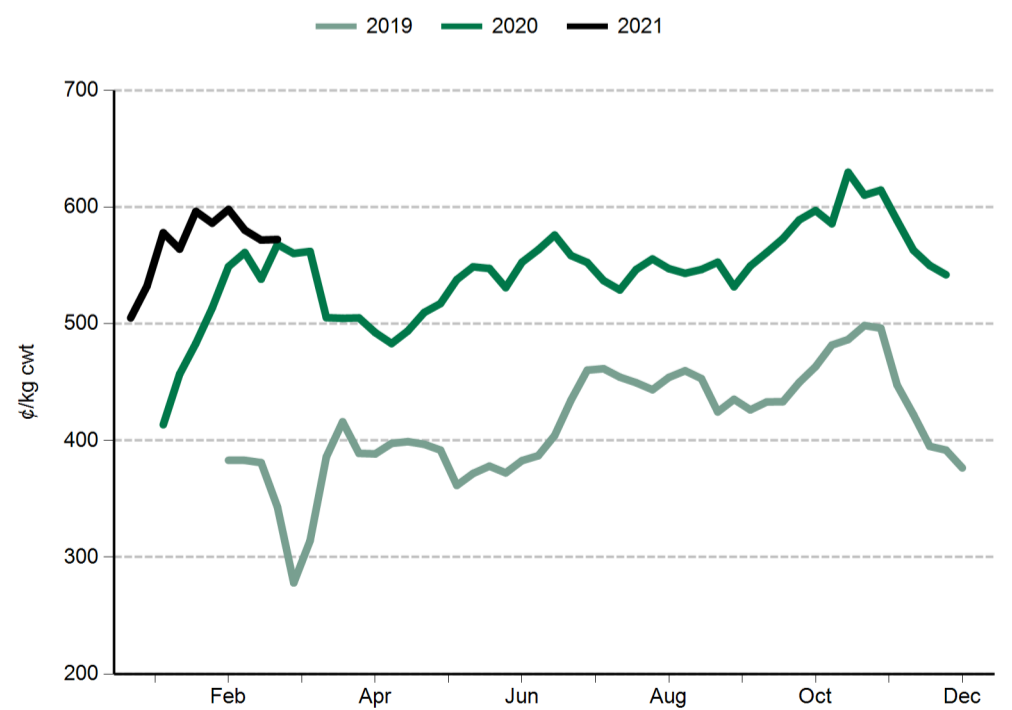
Feeder steer



Heavy steer



Medium cow



Sheep and lamb prices

Eastern States Trade Lamb Indicator (¢/kg cwt)	09 Mar 2021	2 Mar 2021	10 Mar 2020
ESTLI	827	843	966

National saleyard sheep and lamb indicators (¢/kg cwt)		9 Mar 2021	2 Mar 2021	10 Mar 2020
Merino lamb	16-22kg	744	789	878
Restocker/feeder lamb	0-18kg	973	947	1025
Light lamb	12-18kg	804	821	901
Trade lamb	18-22kg	816	829	938
Heavy lamb	22+kg	796	828	957
Mutton	18-24kg	629	645	697

National OTH sheep and lamb indicators (¢/kg cwt)		5 Mar 2021	26 Feb 2021	13 Mar 2020
Medium trade lamb	18-20kg	764	776	818
Heavy trade lamb	20-22kg	769	776	818
Heavy lamb	22-24kg	773	782	816
Mutton	18-24kg	577	558	586

State saleyard sheep and lamb indicators (¢/kg cwt)		Victoria		NSW		SA		WA		Tasmania	
		9 Mar 2021	10 Mar 2020	9 Mar 2021	10 Mar 2020	9 Mar 2021	10 Mar 2020	9 Mar 2021	10 Mar 2020	9 Mar 2021	10 Mar 2020
Merino lamb	16-22kg	776	886	733	906	738	830	702	808	nq	nq
Restocker/feeder lamb	0-18kg	941	1026	1032	1089	980	1021	898	661	965	979
Light lamb	12-18kg	817	945	864	957	810	870	763	781	860	909
Trade lamb	18-22kg	823	941	842	1001	812	929	730	785	798	893
Heavy lamb	22+kg	791	938	807	988	772	918	754	735	733	835
Mutton	18-24kg	635	724	656	722	589	664	563	564	603	715

Over-the-hooks sheep and lamb indicators (¢/kg cwt)		Victoria		NSW		SA		WA		Tasmania	
		5 Mar 2021	13 Mar 2020	5 Mar 2021	13 Mar 2020	5 Mar 2021	13 Mar 2020	5 Mar 2021	13 Mar 2020	5 Mar 2021	13 Mar 2020
Medium trade lamb	18-20kg	774	850	770	840	800	850	710	730	nq	nq
Heavy trade lamb	20-22kg	774	850	785	840	807	850	710	730	nq	nq
Heavy lamb	22-24kg	790	840	785	840	807	853	710	730	nq	nq
Mutton	18-24kg	613	613	597	613	565	608	533	513	nq	nq

Live export price quotes (A\$/head)		2 Mar 2021	10 Mar 2020
Live wether	Muchea	134	nq

Glossary:

cwt – carcase weight

lwt – live weight

OTH – over-the-hooks. Refers to the marketing of cattle/sheep/lambs directly from the farm to an abattoir where a producer is paid for the value of the carcase based on a sliding grid.

CIF – Cost, insurance, freight. The quoted price for the goods including freight and insurance costs delivered to final destination.

C&F – Cost and freight. Refers to the quoted price for the goods, including freight to the delivery point, but not insurance.

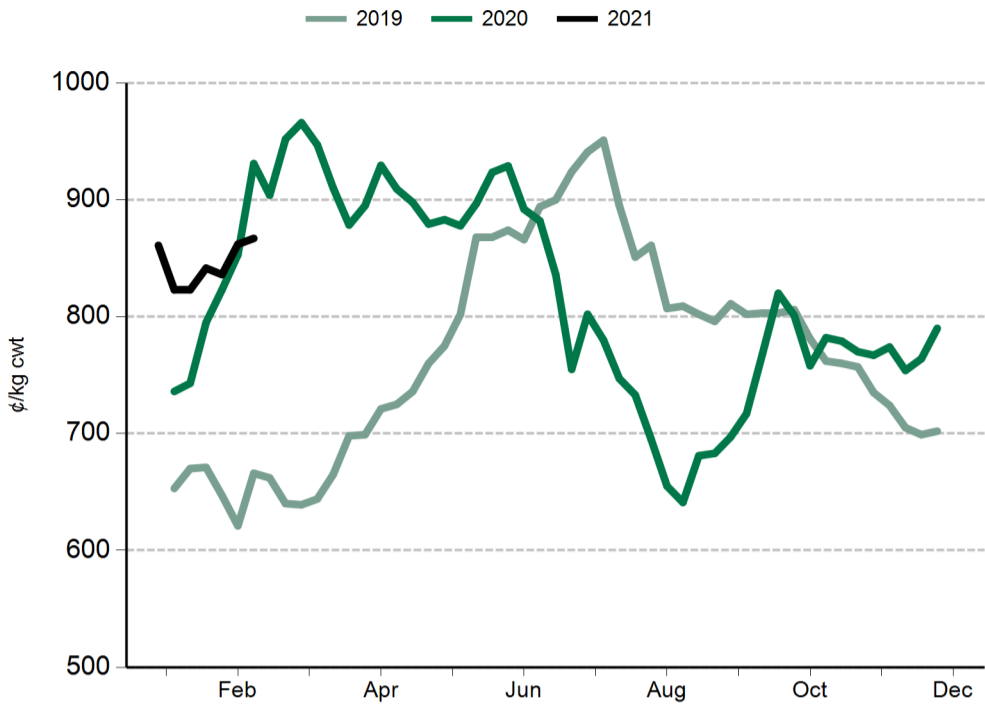
FAS – Free alongside ship. Refers to export price quotes where the seller is obliged to pay warehouse services, packing, inland freight and port charges, but not placement of goods onto the ship. The buyer is obliged to pay overseas freight, charges in foreign port, customs duties, quarantine and delivery to final destination. (See also 'FOB').

EYCI – Eastern Young Cattle Indicator. A seven day rolling average from 24 saleyards across NSW, Victoria and Queensland. It includes vealer and yearling heifers and steers, grade score C2 or C3, with live weight from 200kg.

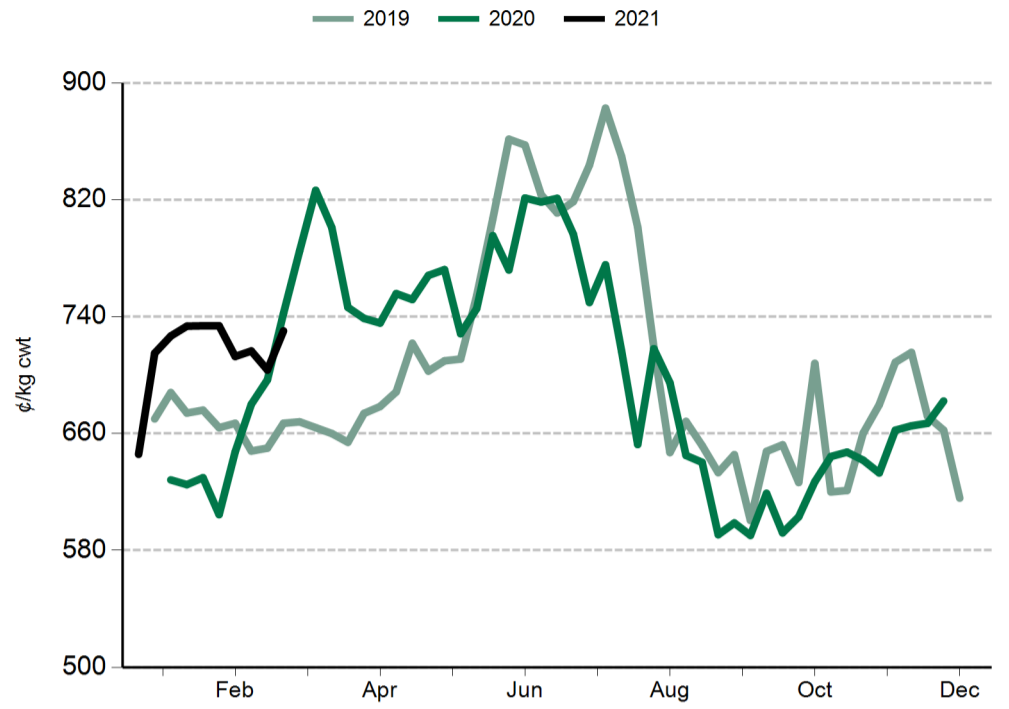
WYCI – Western Young Cattle Indicator. A benchmark of the value of young cattle in WA saleyards. It includes vealer and yearling heifers and steers, grade score C2 or C3, 180kg+ live weight.

All data is collected by MLA's NLRS, unless specified otherwise.

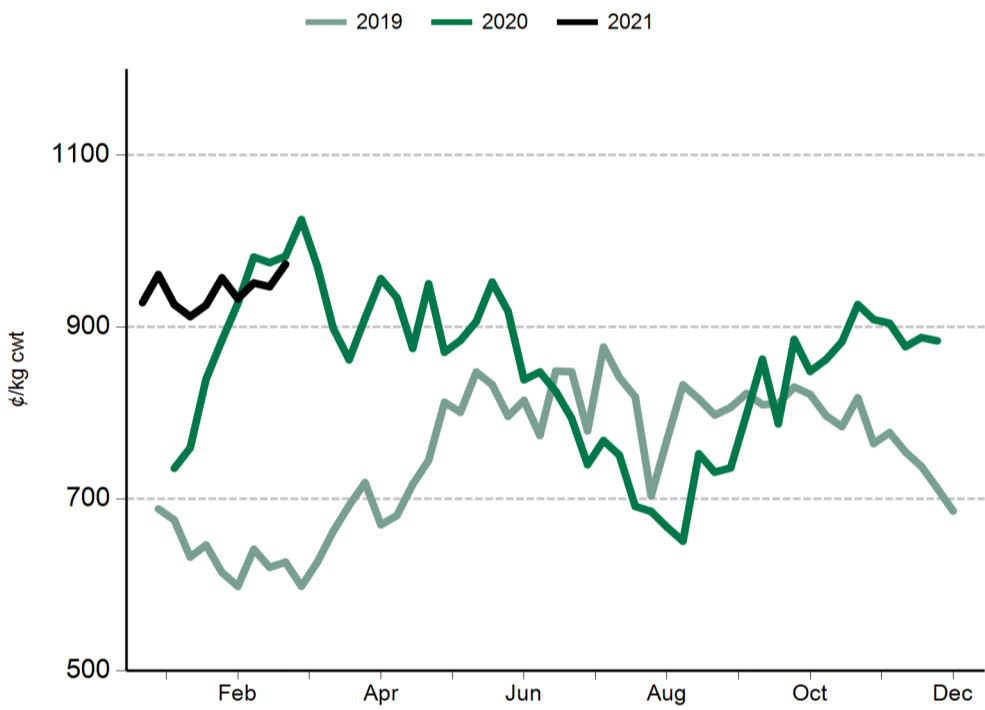
Eastern States Trade Lamb Indicator (ESTLI)



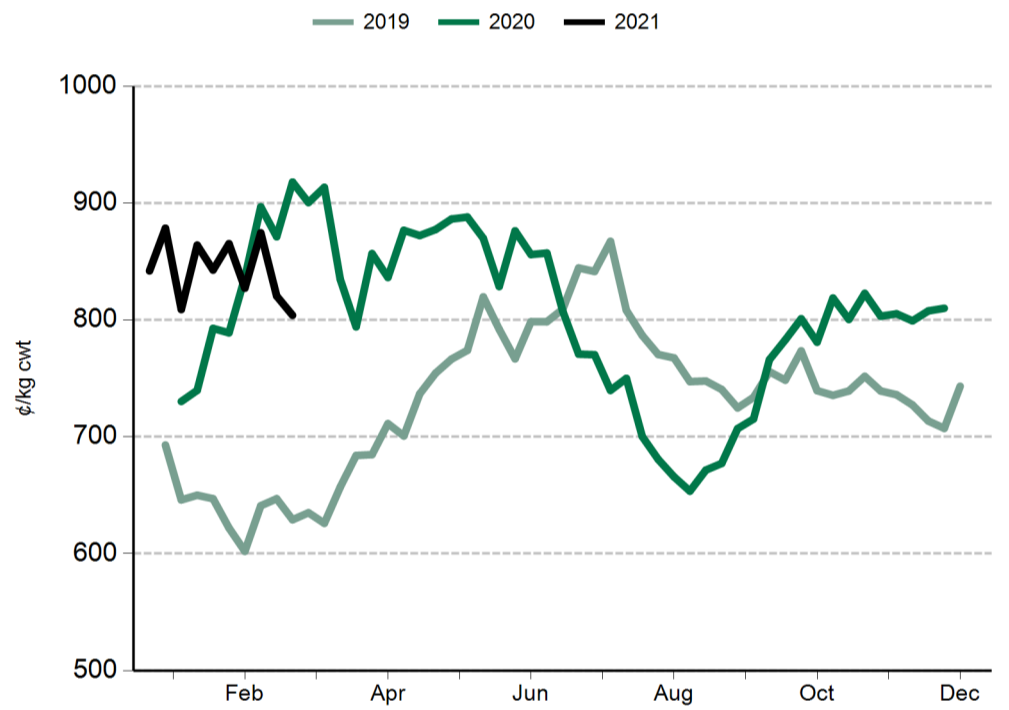
Western Trade Lamb Indicator (WTLI)



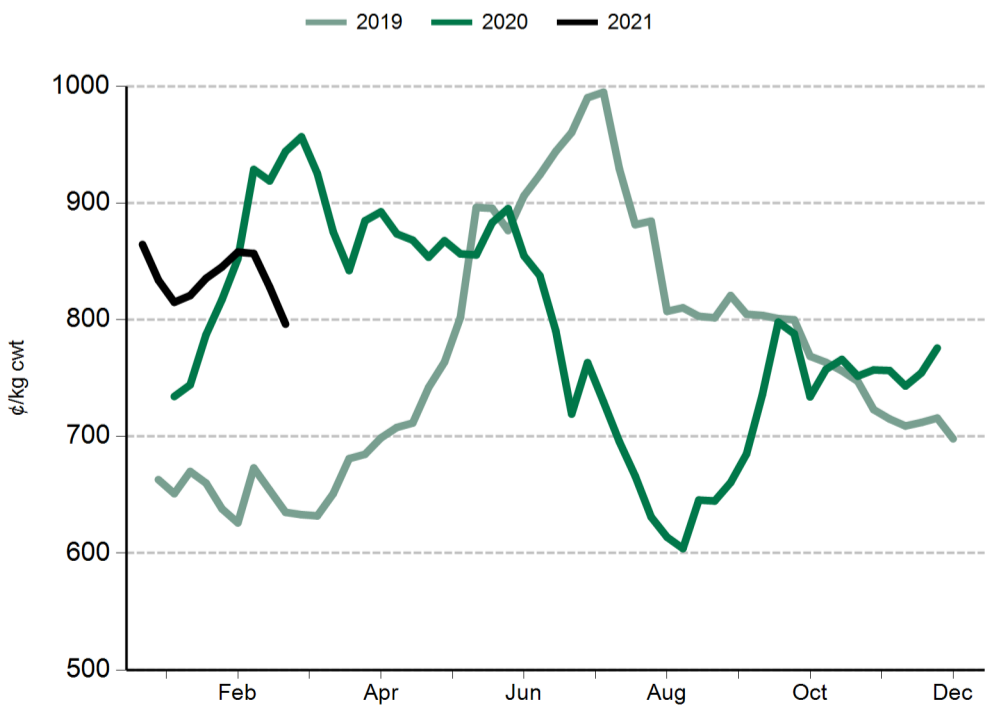
Restocker lamb



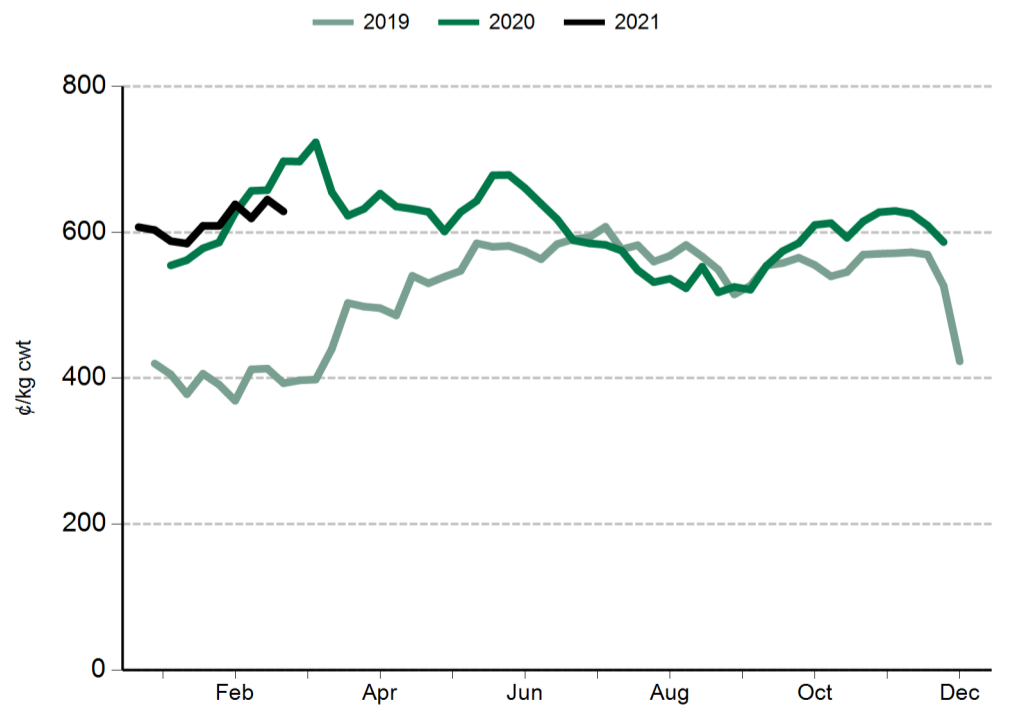
Light lamb



Heavy lamb



Mutton

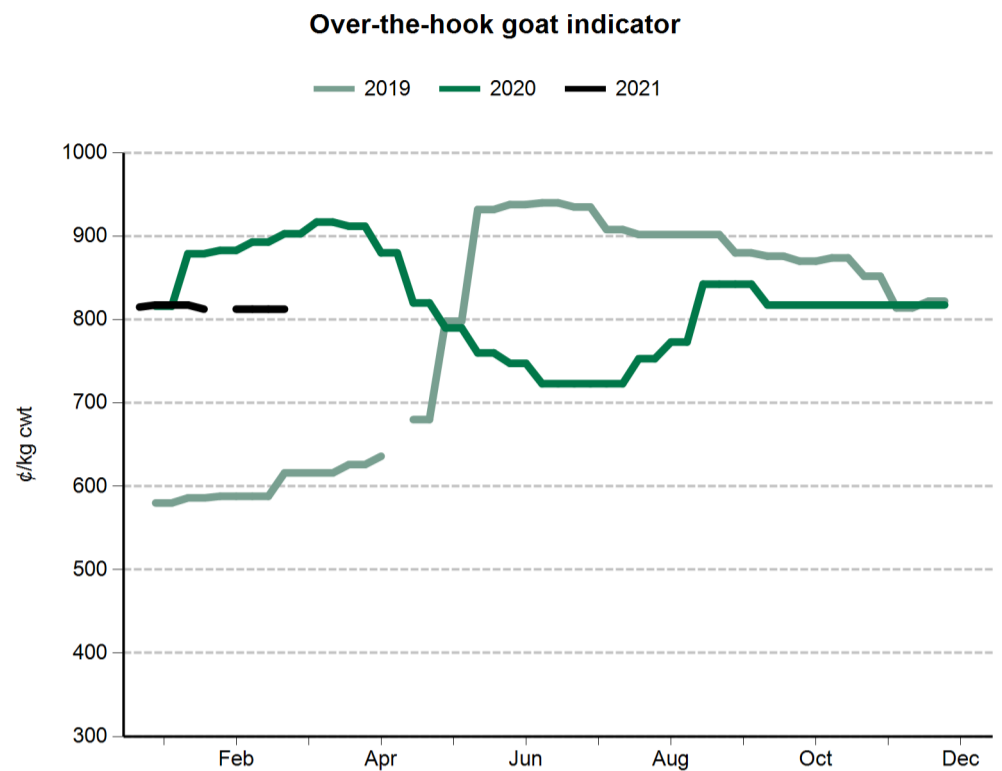


General statistics

Over-the-hooks goat indicators (A¢/kg cwt)		26 Feb 2021	13 Mar 2020
8.1-10kg		813	903
10.1-12kg		813	903
12.1-16kg		813	903
16.1-20kg		813	903
20.1kg+		813	903

Skin indicators - Lambs		26 Feb 2021	6 Mar 2020
2" +	16.1 - 20kg	150	200
	20.1 - 24kg	263	275
	24.1kg +	338	438
1" - 2"	16.1 - 20kg	100	150
	20.1 - 24kg	150	125
	24.1kg +	213	275
0.5" - 1"	16.1 - 20kg	nq	nq
	20.1 - 24kg	nq	75
	24.1kg +	150	163
New Season	16.1 - 20kg	nq	150
	20.1 - 24kg	200	269
	24.1kg +	188	388

Skin indicators - Merino sheep (average 25 micron)		26 Feb 2021	6 Mar 2020
1.5" - 2"	16.1 - 20kg	1000	
	20.1 - 24kg	1125	
	24.1kg +	1275	



Grain prices - Darling Downs (A\$/tonne)		26 Feb 2021	6 Mar 2020
Wheat		307	440
Barley		275	365
Sorghum		320	395

Grain prices - Riverina (A\$/tonne)		26 Feb 2021	6 Mar 2020
Wheat		310	355
Barley		nq	291

Source: Profarmer Australia

PLEASE NOTE

MLA no longer reports on fodder prices, tallow prices or the EMI on a weekly basis.

These can be accessed separately through these links:

- [Fodder prices \(Dairy Australia\)](#)
- [Tallow prices \(MLA monthly co-product report\)](#)
- [EMI \(AWEX\)](#)

US imported beef prices (CIF)		26 Feb 2021	6 Mar 2020
Bull 95CL	US¢/lb	246.5	211.0
	A¢/kg	702.2	705.1
Cow 90CL	US¢/lb	226.8	201.5
	A¢/kg	646.1	673.4
CC/CF 85CL	US¢/lb	201.0	194.5
	A¢/kg	572.6	650.0
Shank 90CL	US¢/lb	230.0	201.0
	A¢/kg	655.2	671.7
Trim 85CL	US¢/lb	200.5	188.5
	A¢/kg	571.2	629.9
Trim 80CL	US¢/lb	177.5	179.0
	A¢/kg	505.6	598.2
Trim 75CL	US¢/lb	175.0	171.0
	A¢/kg	498.5	571.4
Trim 65CL	US¢/lb	nq	nq
	A¢/kg	nq	nq
Outside flats	US¢/lb	nq	nq
	A¢/kg	nq	nq
Knuckles	US¢/lb	265.0	260.0
	A¢/kg	754.9	868.9
Inside cap off	US¢/lb	315.0	280.0
	A¢/kg	897.3	935.7

Source: Steiner Consulting Group

