

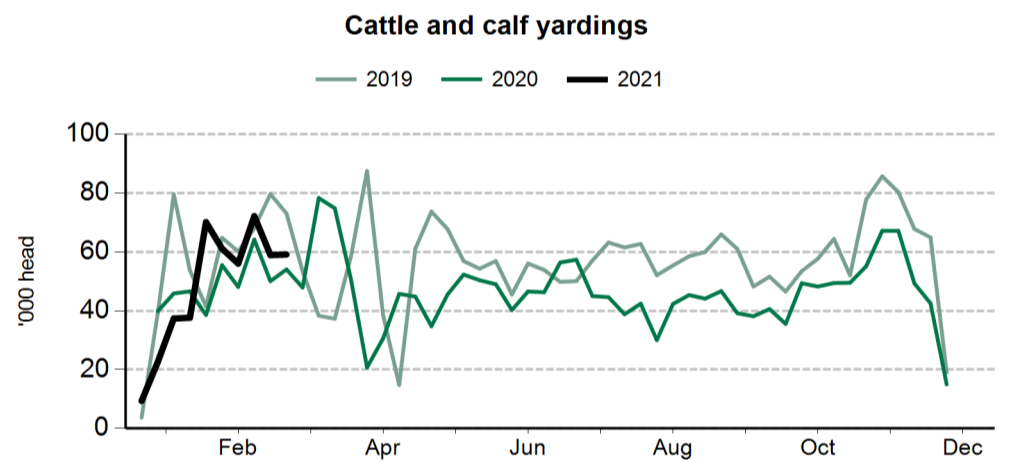
The following weekly statistical summary includes the following information:

- **Livestock movements**.....pages 1-2
  - Cattle yardings
  - Sheep yardings
  - Cattle slaughter
  - Sheep, lamb and goat slaughter
- **Cattle price indicators**.....pages 3-4
  - Saleyard indicators
  - Over-the-hook indicators
  - Live export indicators
- **Sheep and lamb indicators**.....pages 5-6
  - Saleyard indicators
  - Over-the-hook indicators
  - Live export indicators
- **General statistics**.....page 7
  - Over-the-hook goat indicators
  - Skin price indicators
  - Weekly US imported beef indicators

### Cattle movements

Cattle saleyard throughput		12 Mar 2021	5 Mar 2021	13 Mar 2020
Queensland	Cattle	18,932	21,310	15,594
NSW	Cattle	11,483	12,060	13,619
Victoria	Cattle	11,108	7,981	12,353
SA	Cattle	1,450	1,528	2,433
WA	Cattle	2,566	3,021	3,797
Tasmania	Cattle	220	220	110

Cattle slaughter		5 Mar 2021	13 Mar 2020
Queensland	Cattle	49,813	52,913
	Calves	61	93
NSW	Cattle	26,920	29,201
	Calves	1,113	1,625
Victoria	Cattle	14,669	21,497
	Calves	1,577	2,763
SA	Cattle	2,372	3,862
	Calves	3	11
Tasmania	Cattle	3,527	3,665
	Calves	6	296

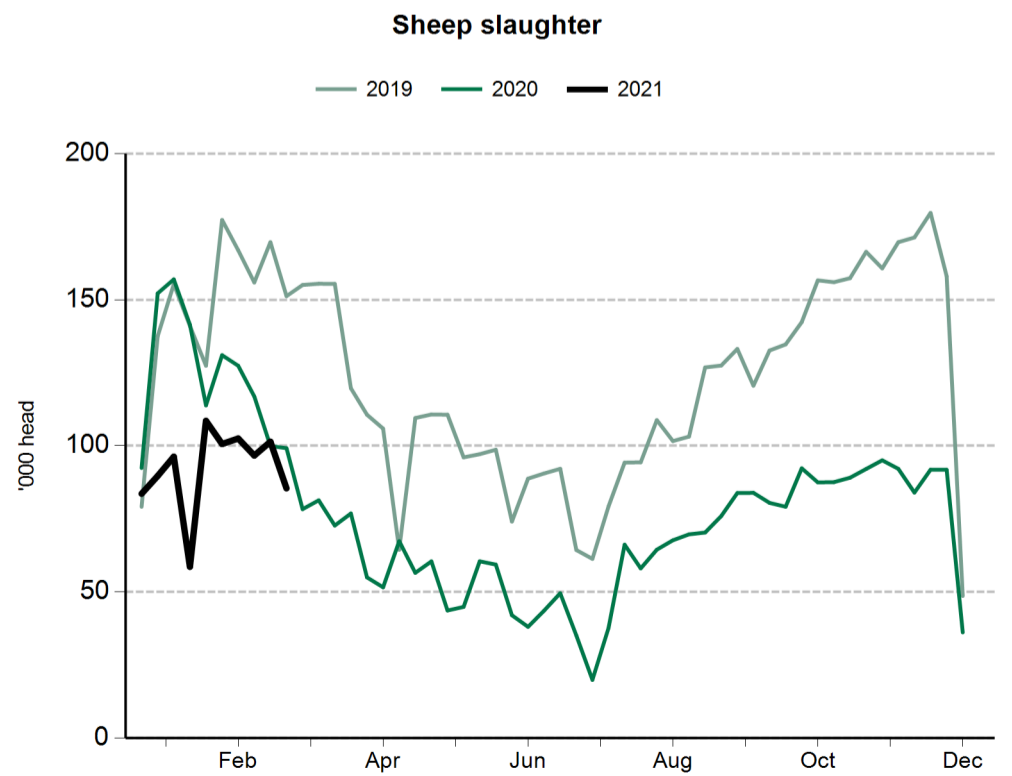
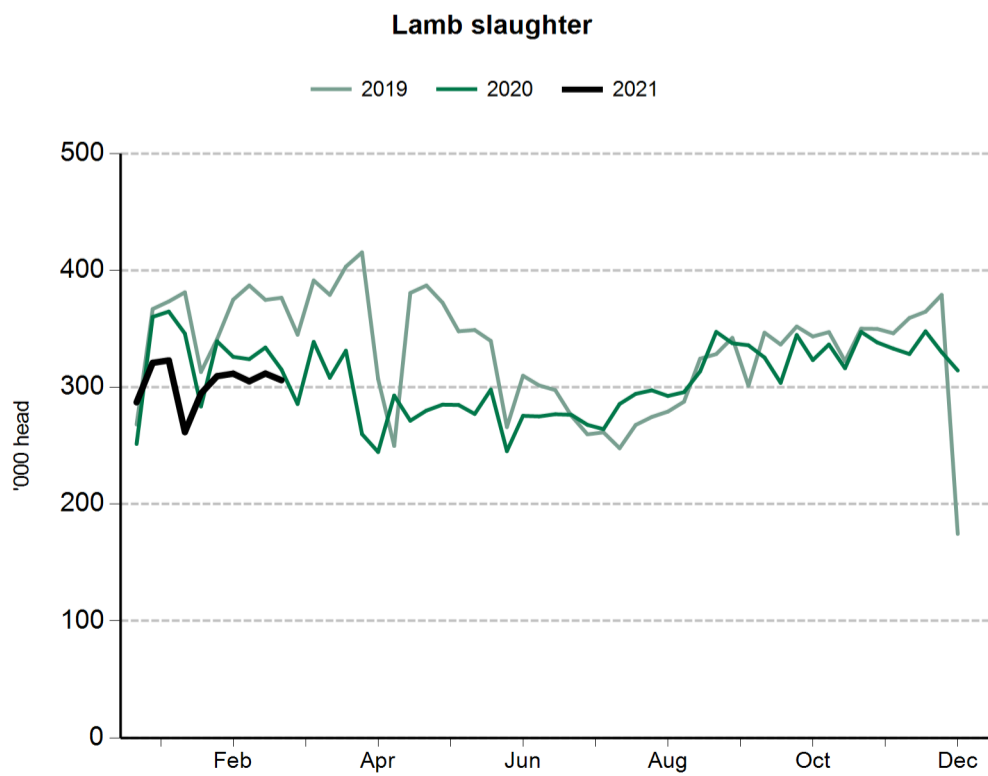
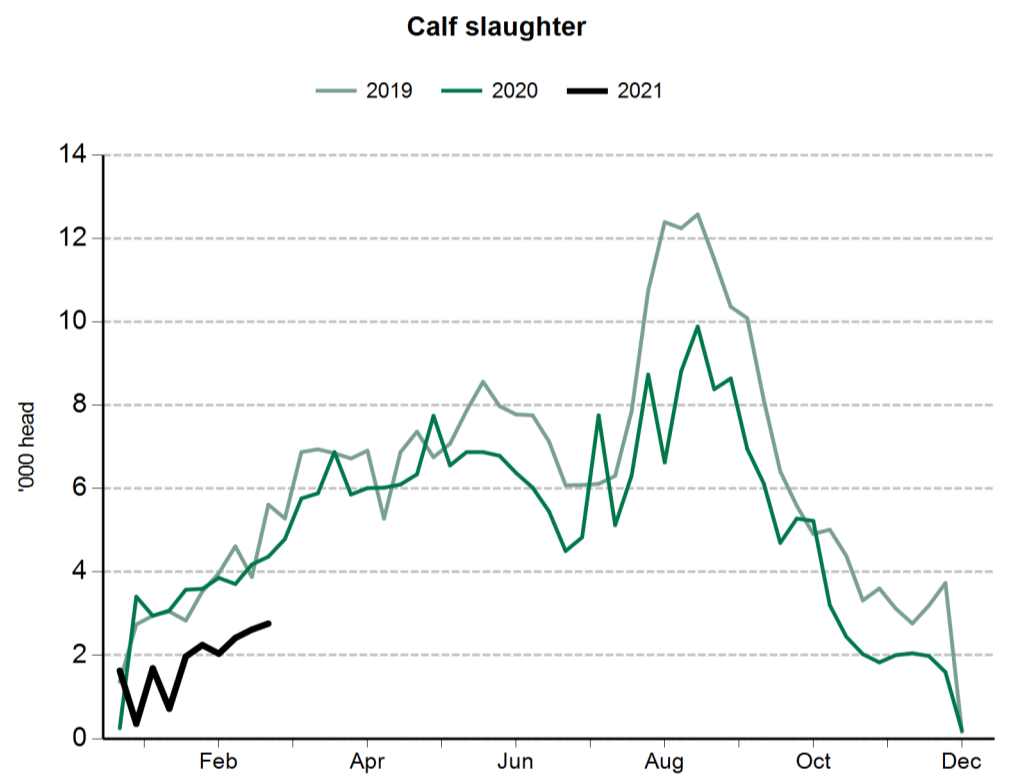
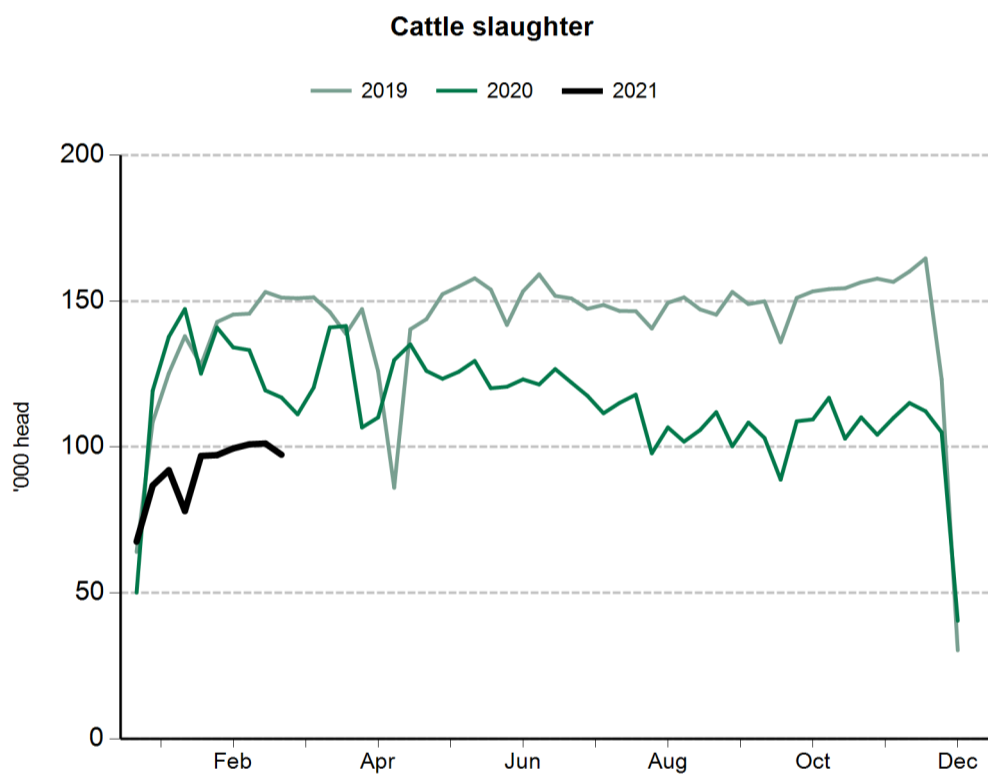
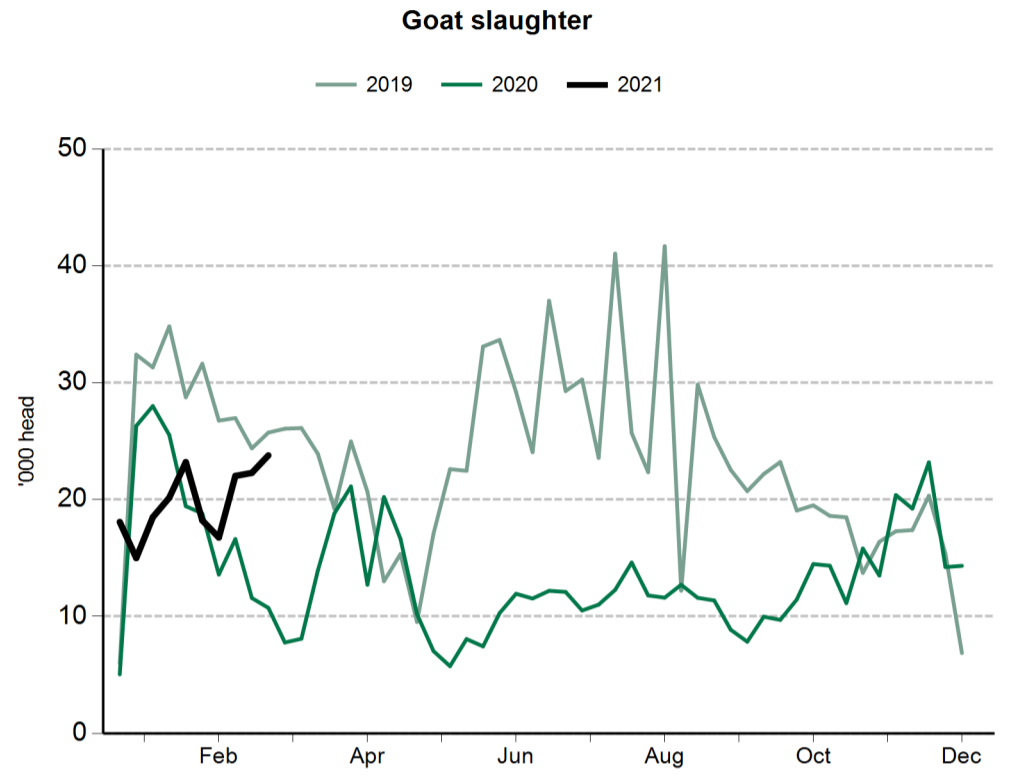


### Smallstock movements

Sheep and lamb saleyard throughput		5 Mar 2021	13 Mar 2020
NSW	Lambs	85,527	93,192
	Sheep	27,976	21,910
Victoria	Lambs	72,911	55,089
	Sheep	35,408	23,660
SA	Lambs	11,864	20,998
	Sheep	3,137	5,898
WA	Lambs	13,782	19,170
	Sheep	13,500	12,500
Tasmania	Lambs	2,733	2,500
	Sheep	2,966	1,700

Sheep and lamb slaughter		5 Mar 2021	13 Mar 2020
Queensland	Lambs	146	197
	Sheep	311	1,961
NSW	Lambs	129,108	91,040
	Sheep	45,781	30,810
Victoria	Lambs	126,332	149,614
	Sheep	35,798	34,102
SA	Lambs	47,187	41,088
	Sheep	239	8,977
Tasmania	Lambs	3,277	3,777
	Sheep	3,286	2,436

Goat slaughter		5 Mar 2021	13 Mar 2020
Queensland	Goats	8,548	2,878
NSW	Goats	2,351	1,202
Victoria	Goats	7,966	1,834
SA	Goats	4,917	1,854
Tasmania	Goats	nq	nq



#### Cattle prices

National saleyard indicators	Live weight	Muscle/Fat	Unit	16 Mar 2021	17 Mar 2020
Restocker Steer	200-280kg	C2	¢/kg lwt	507	426
Feeder Steer	330-400kg	C2	¢/kg lwt	434	401
Vealer Steer	280-330kg	C2	¢/kg lwt	505	386
			¢/kg cwt	964	754
Trade Steer	330-400kg	C3	¢/kg lwt	449	357
			¢/kg cwt	819	677
Medium Steer	400-500kg	C3	¢/kg lwt	386	351
			¢/kg cwt	727	670
Heavy Steer	500-600kg	C4	¢/kg lwt	367	351
			¢/kg cwt	671	650
Medium Cow	400-520kg	D3	¢/kg lwt	278	274
			¢/kg cwt	569	562
Eastern Young Cattle Indicator (EYCI)			¢/kg cwt	748	

Eastern states OTH indicators	Carcass weight	Muscle	Unit	12 Mar 2021	20 Mar 2020
Trade steer	240-260kg	A-C	¢/kg cwt	617	567
Medium steer	260-280kg	A-C	¢/kg cwt	640	596
Heavy steer	300-400kg	A-C	¢/kg cwt	650	605
Medium cow	260-280kg	A-E	¢/kg cwt	545	497
MSA trade steer	240-260kg	A-C	¢/kg cwt	673	626

Feeder cattle indicators - paddock sales	Unit	5 Mar 2021	13 Mar 2020
<b>Domestic</b>			
Steers 280-350kg	¢/kg lwt	468	370
Heifers 280-350kg	¢/kg lwt	415	325
<b>Export</b>			
Shortfed 100-120 DOF	¢/kg lwt	413	364
Mediumfed 120-220 DOF	¢/kg lwt	415	328
Longfed 220+ DOF	¢/kg lwt	330	330

State saleyard indicators				Queensland		NSW		Victoria		SA	Tasmania	
Category	Live weight	Muscle/Fat	Unit	16 Mar 2021	17 Mar 2020	16 Mar 2021	17 Mar 2020	16 Mar 2021	17 Mar 2020	17 Mar 2020	16 Mar 2021	17 Mar 2020
Restocker Steer	200-280kg	C2	¢/kg lwt	505	420	556	441	375	323	nq	nq	nq
Feeder Steer	330-400kg	C2	¢/kg lwt	424	402	447	406	441	370	300	nq	nq
Vealer Steer	280-330kg	C2	¢/kg lwt	448	361	523	437	473	349	345	nq	nq
			¢/kg cwt	862	695	966	837	892	666	689	nq	nq
Trade Steer	330-400kg	C3	¢/kg lwt	nq	370	448	389	464	342	352	nq	nq
			¢/kg cwt	nq	673	812	710	856	662	676	nq	nq
Medium Steer	400-500kg	C3	¢/kg lwt	373	350	369	400	389	345	345	392	nq
			¢/kg cwt	696	652	689	753	734	666	690	713	nq
Heavy Steer	500-600kg	C4	¢/kg lwt	335	359	364	346	406	355	nq	nq	nq
			¢/kg cwt	617	659	657	629	749	660	nq	nq	nq
Medium Cow	400-520kg	D3	¢/kg lwt	266	267	286	286	295	278	nq	nq	225
			¢/kg cwt	546	544	590	591	595	572	nq	nq	464

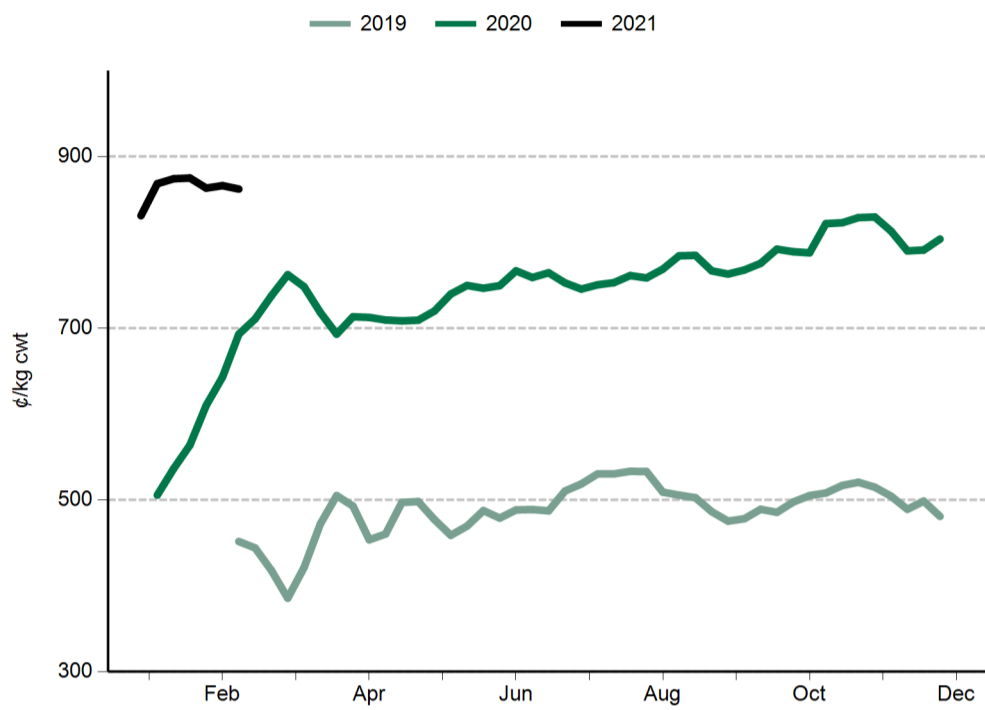
State over-the-hooks indicators				Queensland		NSW		Victoria	SA		Tasmania	
Category	Carcass weight	Muscle	Unit	12 Mar 2021	20 Mar 2020	12 Mar 2021	20 Mar 2020	20 Mar 2020	12 Mar 2021	20 Mar 2020	12 Mar 2021	20 Mar 2020
Trade steer	240-260kg	A-C	¢/kg cwt	653	625	638	575	592	nq	nq	561	477
Medium steer	260-280kg	A-C	¢/kg cwt	648	625	633	576	586	nq	nq	nq	nq
Heavy steer	300-400kg	A-C	¢/kg cwt	658	635	643	586	593	nq	nq	nq	nq
Medium cow	260-280kg	A-E	¢/kg cwt	556	523	550	505	495	578	507	497	457
MSA trade steer	240-260kg	A-C	¢/kg cwt	660	637	686	615	nq	nq	nq	nq	nq

WA saleyard indicators	Unit	16 Mar 2021	17 Mar 2020
WYCI	¢/kg cwt	951	696
Medium Steer	¢/kg lwt	432	334
Medium Cow	¢/kg lwt	310	257

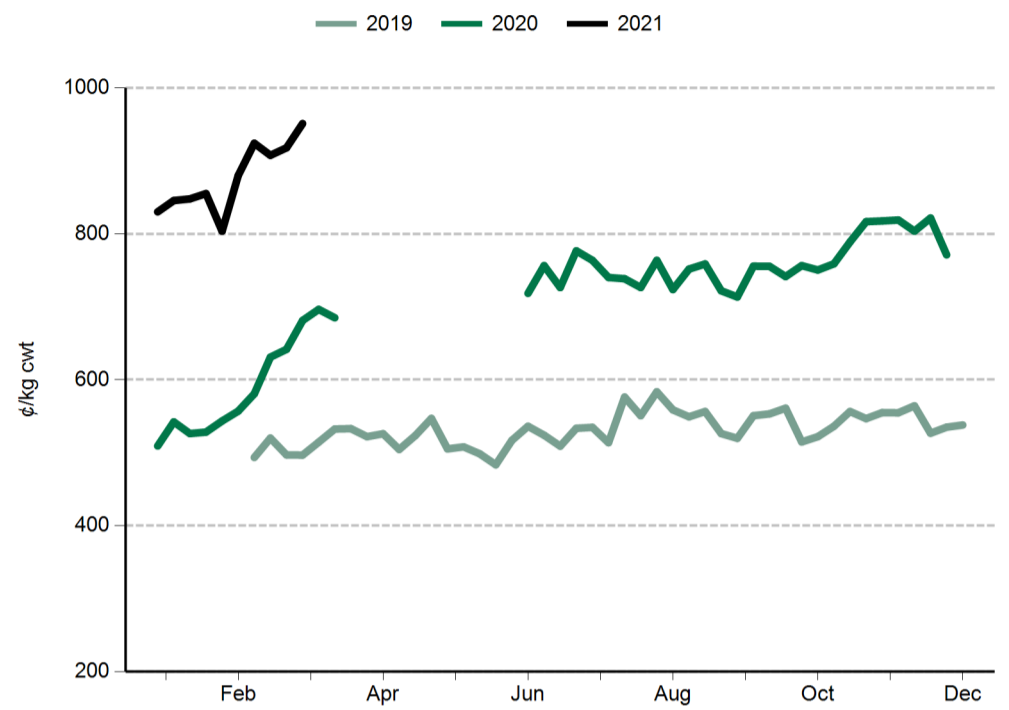
WA over-the-hooks indicators	Unit	12 Mar 2021	20 Mar 2020
Grassfed yearling	¢/kg cwt	710	565
Grainfed yearling	¢/kg cwt	710	565
MSA yearling	¢/kg cwt	730	590

Live Export Price Quotes			Unit	5 Mar 2021	13 Mar 2020
Light Steer	260 - 360 kg	Townsville	¢/kg lwt	400	360
	260 - 360 kg	Darwin	¢/kg lwt	nq	385
Light Heifer	260 - 360 kg	Townsville	¢/kg lwt	380	320
	260 - 360 kg	Darwin	¢/kg lwt	nq	350

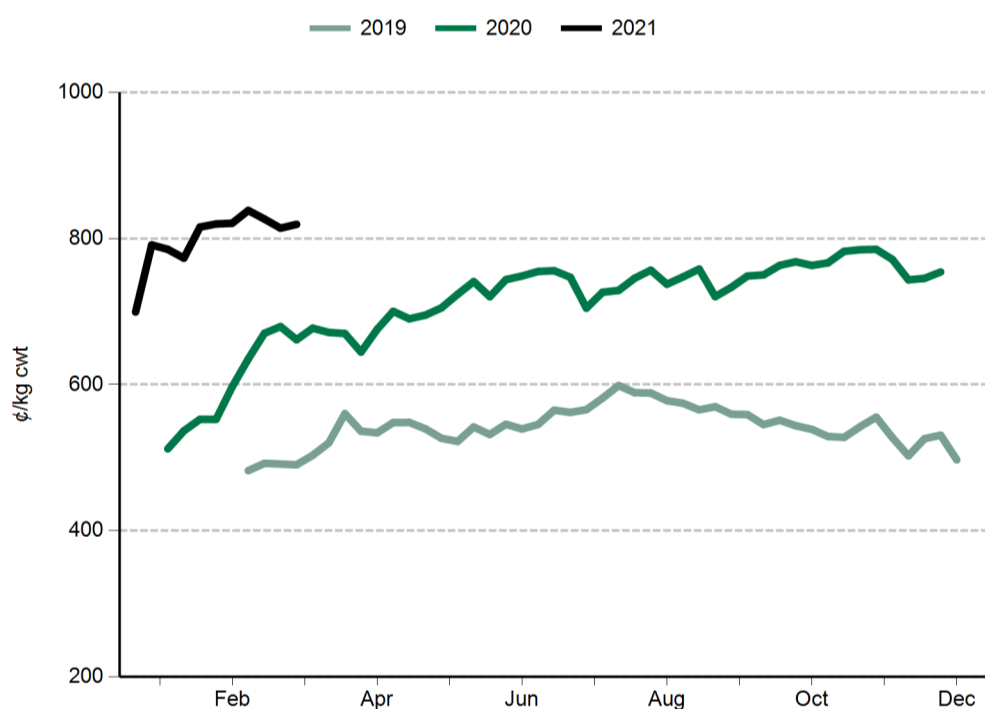
#### Eastern Young Cattle Indicator (EYCI)



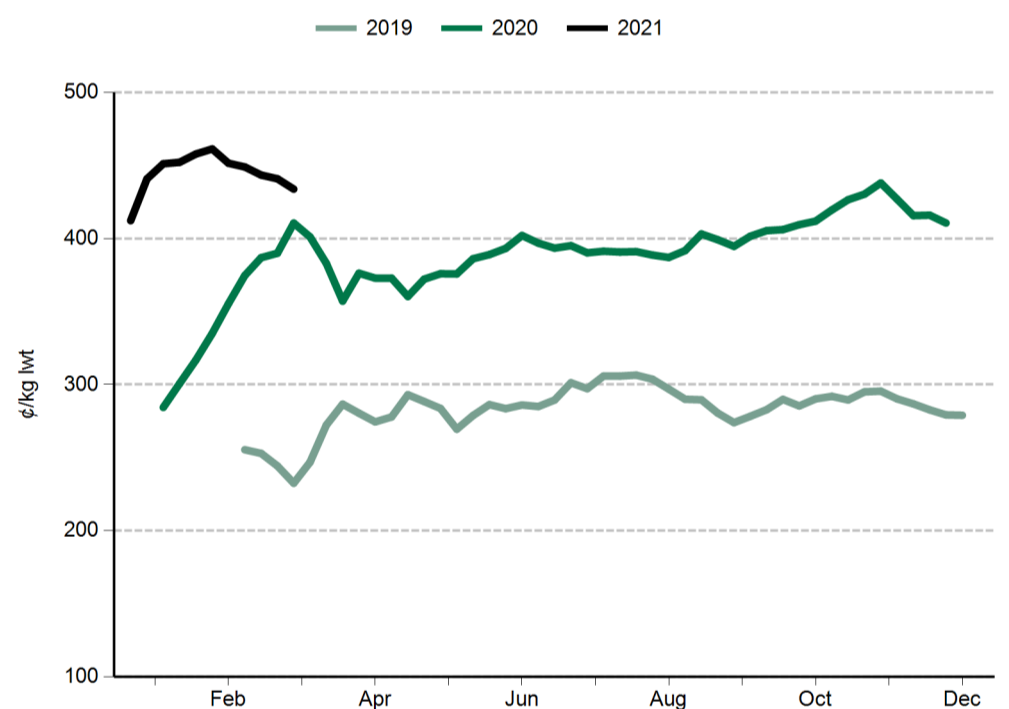
#### Western Young Cattle Indicator (WYCI)



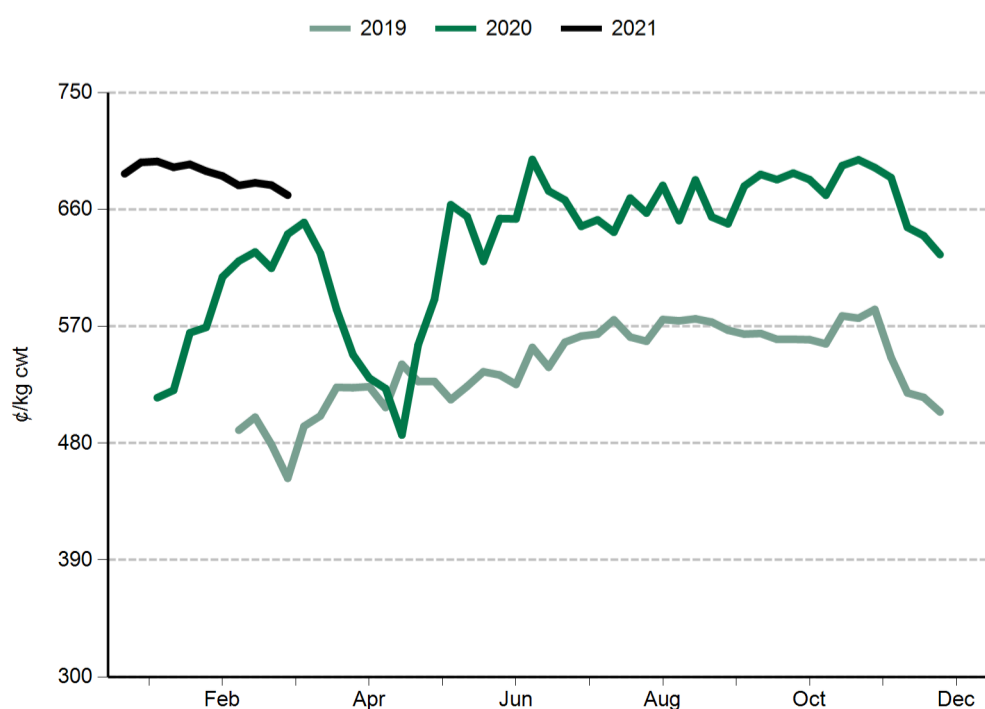
#### Trade steer



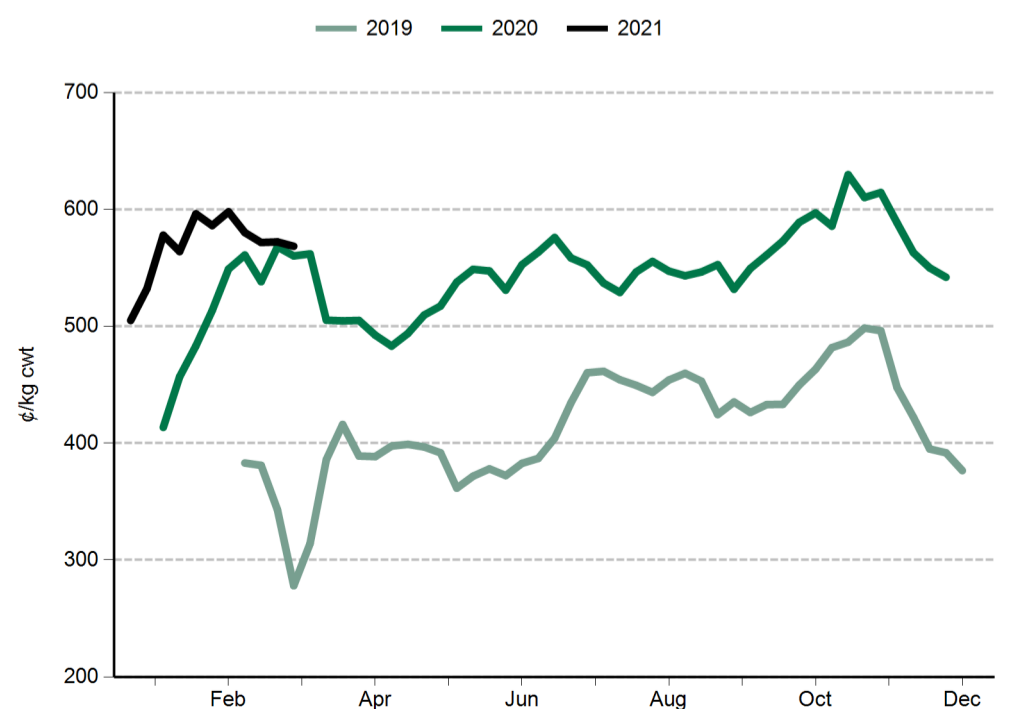
#### Feeder steer



#### Heavy steer



#### Medium cow



#### Sheep and lamb prices

Eastern States Trade Lamb Indicator (¢/kg cwt)	17 Mar 2020
ESTLI	947

National saleyard sheep and lamb indicators (¢/kg cwt)		16 Mar 2021	17 Mar 2020
Merino lamb	16-22kg	738	876
Restocker/feeder lamb	0-18kg	941	970
Light lamb	12-18kg	818	914
Trade lamb	18-22kg	807	928
Heavy lamb	22+kg	785	925
Mutton	18-24kg	636	723

National OTH sheep and lamb indicators (¢/kg cwt)		12 Mar 2021	20 Mar 2020
Medium trade lamb	18-20kg	758	819
Heavy trade lamb	20-22kg	760	819
Heavy lamb	22-24kg	766	817
Mutton	18-24kg	581	598

State saleyard sheep and lamb indicators (¢/kg cwt)		Victoria		NSW		SA		WA		Tasmania	
		16 Mar 2021	17 Mar 2020	16 Mar 2021	17 Mar 2020	16 Mar 2021	17 Mar 2020	16 Mar 2021	17 Mar 2020	16 Mar 2021	17 Mar 2020
Merino lamb	16-22kg	716	877	728	892	755	865	765	794	nq	nq
Restocker/feeder lamb	0-18kg	931	1007	1017	1053	963	956	717	710	921	819
Light lamb	12-18kg	856	982	860	986	822	898	754	785	858	938
Trade lamb	18-22kg	825	959	815	948	775	899	735	827	771	879
Heavy lamb	22+kg	784	926	791	940	742	884	772	843	709	881
Mutton	18-24kg	640	741	664	727	604	590	585	615	609	759

Over-the-hooks sheep and lamb indicators (¢/kg cwt)		Victoria		NSW		SA		WA		Tasmania	
		12 Mar 2021	20 Mar 2020	12 Mar 2021	20 Mar 2020	12 Mar 2021	20 Mar 2020	12 Mar 2021	20 Mar 2020	12 Mar 2021	20 Mar 2020
Medium trade lamb	18-20kg	766	850	765	840	790	850	710	735	nq	nq
Heavy trade lamb	20-22kg	766	850	765	840	800	850	710	735	nq	nq
Heavy lamb	22-24kg	790	840	765	840	800	853	710	735	nq	nq
Mutton	18-24kg	625	625	597	645	570	608	533	513	nq	nq

Live export price quotes (A\$/head)		9 Mar 2021	17 Mar 2020
Live wether	Muchea	nq	nq

#### Glossary:

**cwt** – carcase weight

**lwt** – live weight

**OTH** – over-the-hooks. Refers to the marketing of cattle/sheep/lambs directly from the farm to an abattoir where a producer is paid for the value of the carcase based on a sliding grid.

**CIF** – Cost, insurance, freight. The quoted price for the goods including freight and insurance costs delivered to final destination.

**C&F** – Cost and freight. Refers to the quoted price for the goods, including freight to the delivery point, but not insurance.

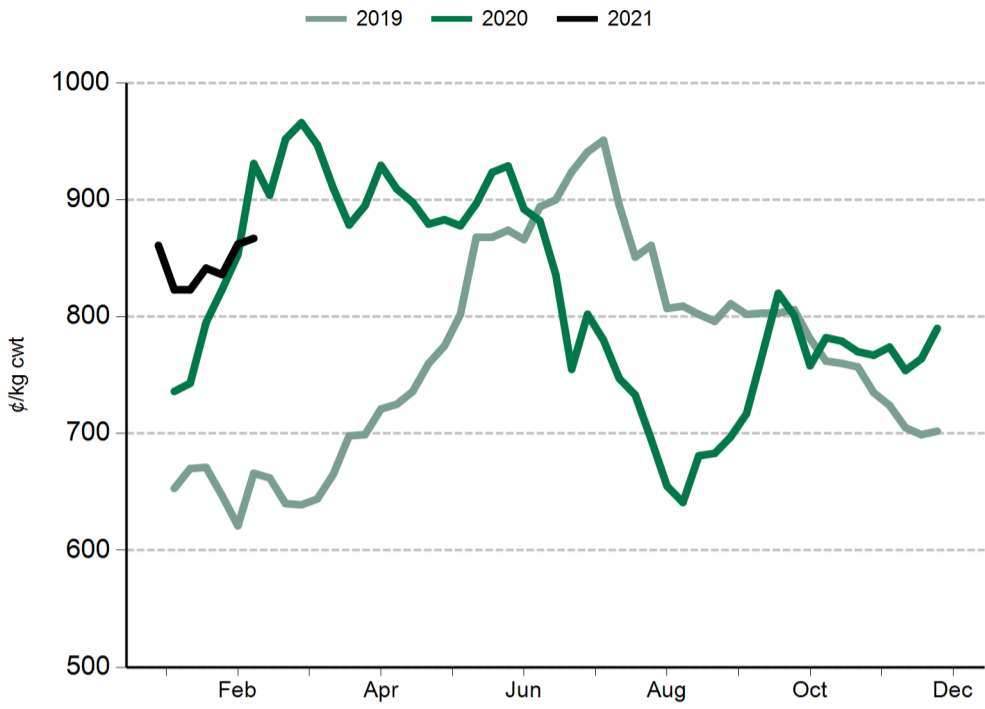
**FAS** – Free alongside ship. Refers to export price quotes where the seller is obliged to pay warehouse services, packing, inland freight and port charges, but not placement of goods onto the ship. The buyer is obliged to pay overseas freight, charges in foreign port, customs duties, quarantine and delivery to final destination. (See also 'FOB').

**EYCI** – Eastern Young Cattle Indicator. A seven day rolling average from 24 saleyards across NSW, Victoria and Queensland. It includes vealer and yearling heifers and steers, grade score C2 or C3, with live weight from 200kg.

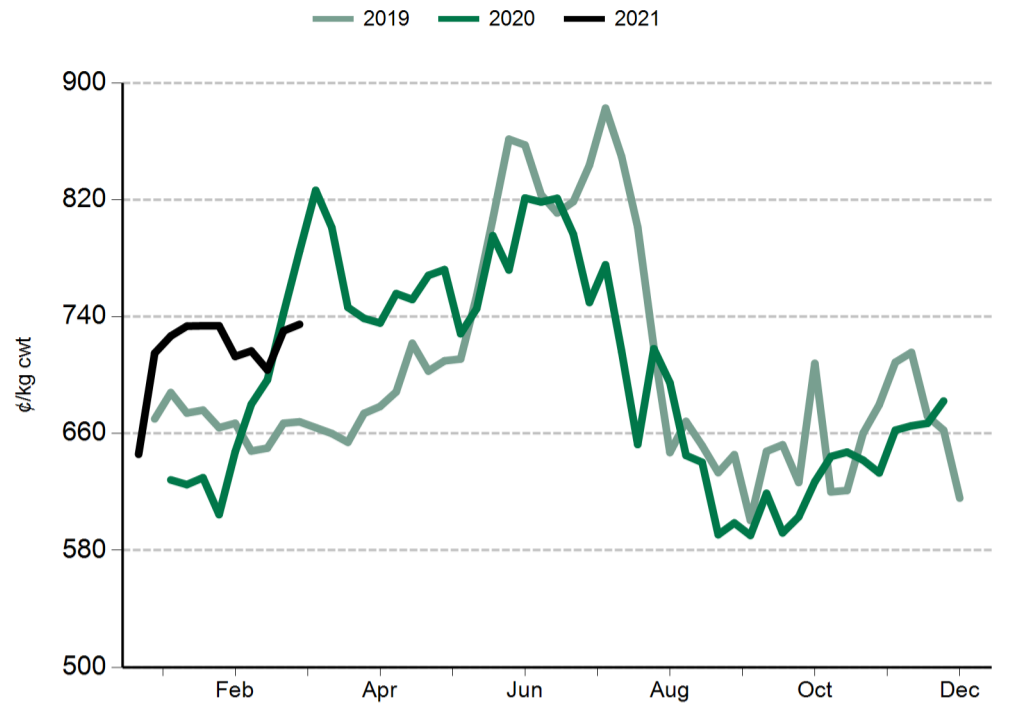
**WYCI** – Western Young Cattle Indicator. A benchmark of the value of young cattle in WA saleyards. It includes vealer and yearling heifers and steers, grade score C2 or C3, 180kg+ live weight.

**All data is collected by MLA's NLRS, unless specified otherwise.**

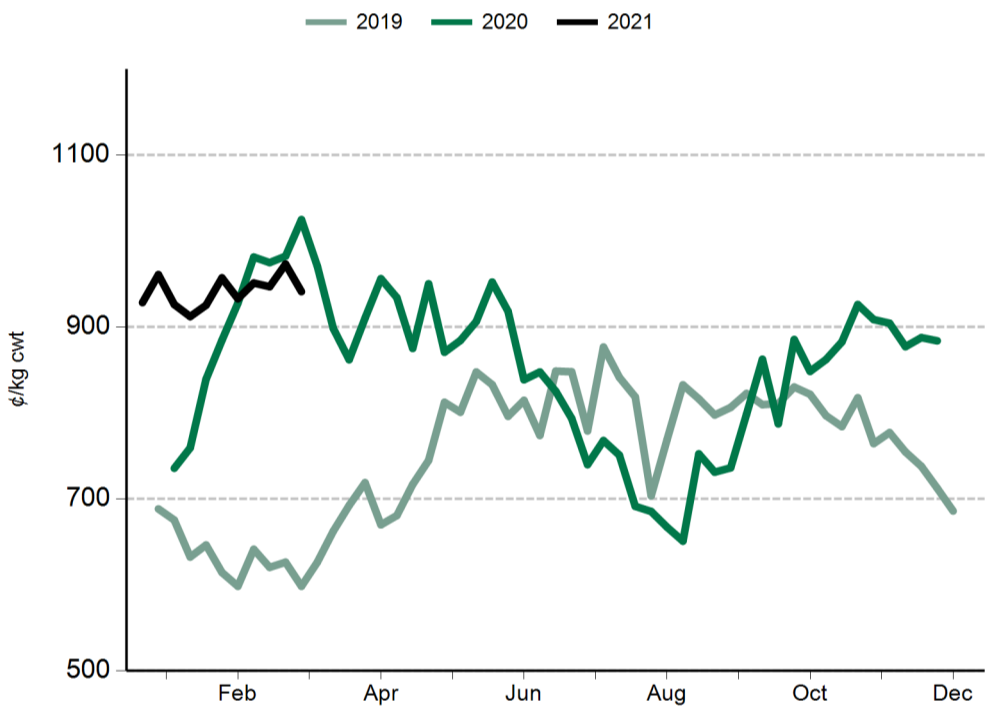
**Eastern States Trade Lamb Indicator (ESTLI)**



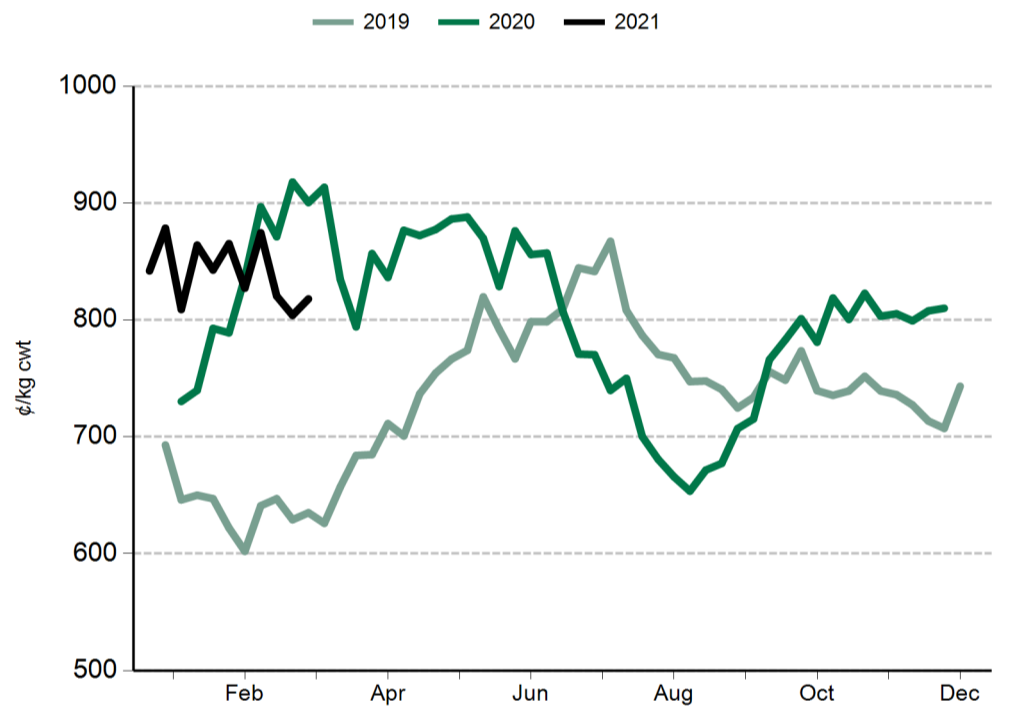
**Western Trade Lamb Indicator (WTLI)**



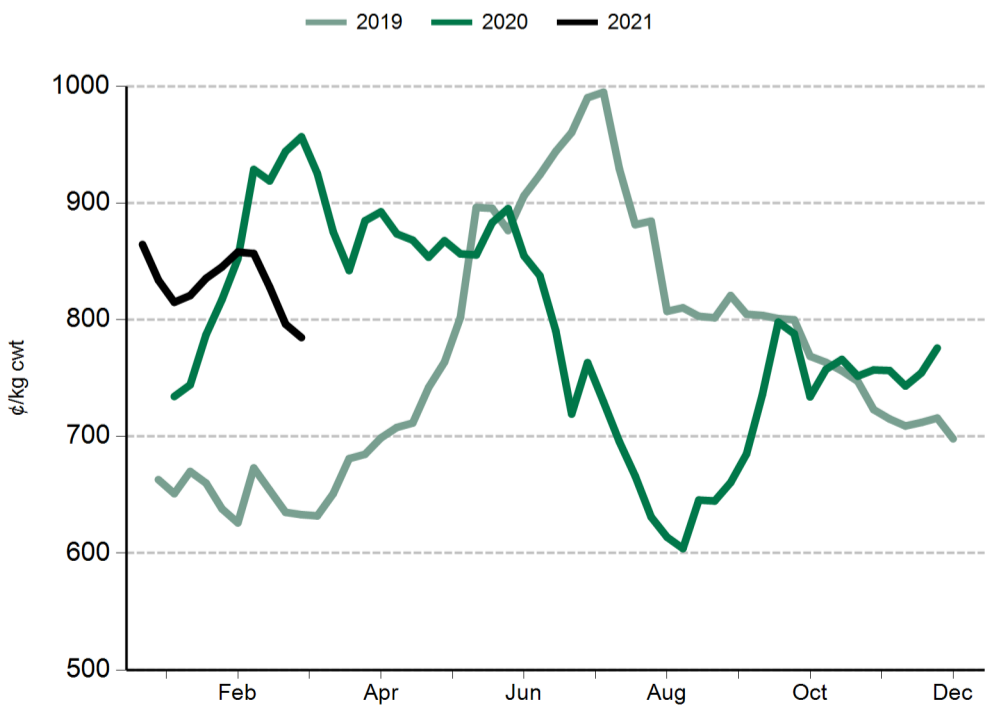
**Restocker lamb**



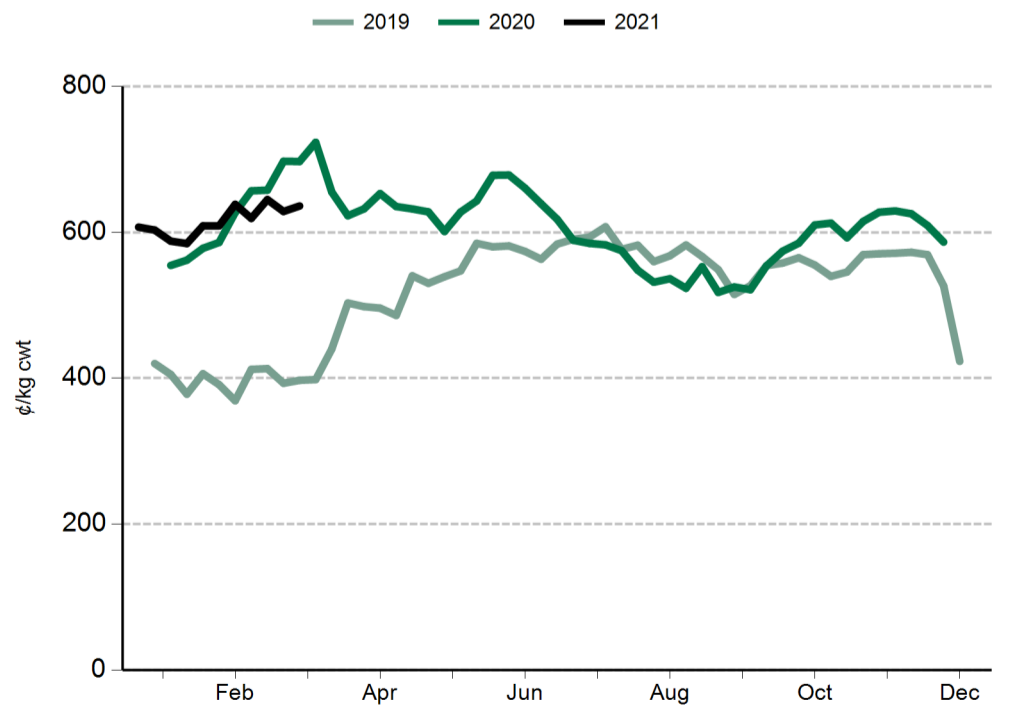
**Light lamb**



**Heavy lamb**



**Mutton**



#### General statistics

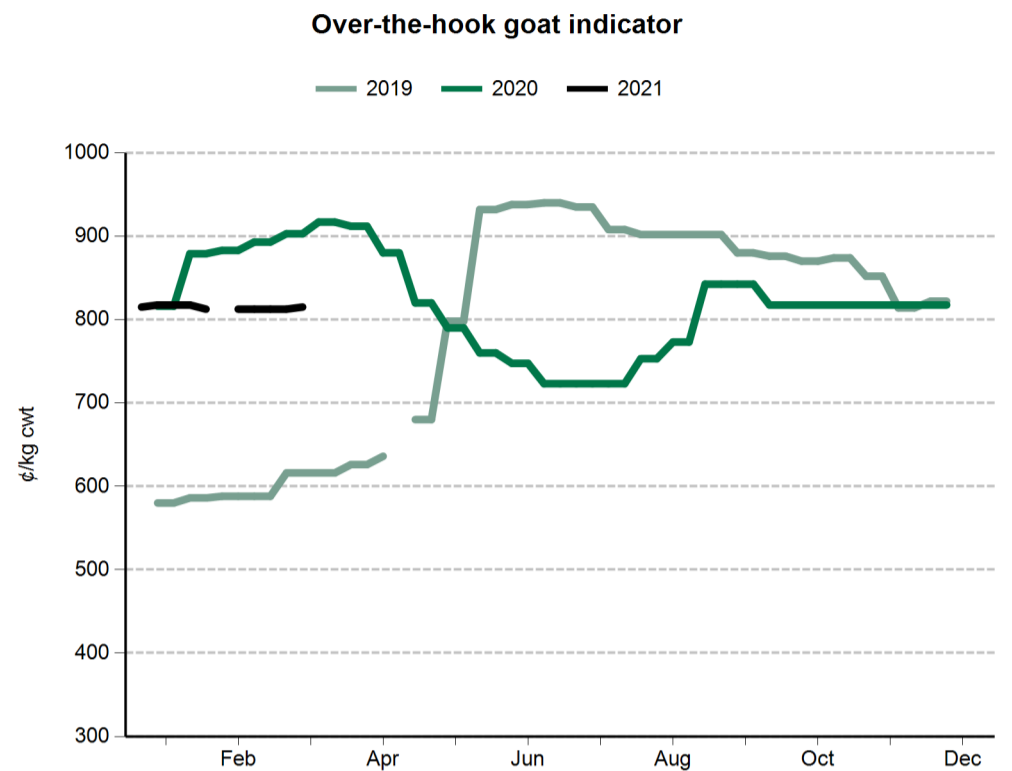
Over-the-hooks goat indicators (A¢/kg cwt)		5 Mar 2021	20 Mar 2020
8.1-10kg		813	917
10.1-12kg		813	917
12.1-16kg		813	917
16.1-20kg		813	917
20.1kg+		813	917

Skin indicators - Lambs		12 Mar 2021	5 Mar 2021	13 Mar 2020
2" +	16.1 - 20kg	150	150	200
	20.1 - 24kg	263	263	275
	24.1kg +	338	338	438
1" - 2"	16.1 - 20kg	100	100	150
	20.1 - 24kg	150	150	125
	24.1kg +	213	213	275
0.5" - 1"	16.1 - 20kg	nq	nq	nq
	20.1 - 24kg	nq	nq	75
	24.1kg +	150	150	163
New Season	16.1 - 20kg	nq	nq	150
	20.1 - 24kg	200	200	269
	24.1kg +	188	188	388

Skin indicators - Merino sheep (average 25 micron)		5 Mar 2021	13 Mar 2020
1.5" - 2"	16.1 - 20kg	1275	1000
	20.1 - 24kg	1550	1125
	24.1kg +	1813	1275



Grain prices - Darling Downs (A\$/tonne)	5 Mar 2021	13 Mar 2020
Wheat	305	430
Barley	277	355
Sorghum	317	365

Grain prices - Riverina (A\$/tonne)	5 Mar 2021	13 Mar 2020
Wheat	310	350
Barley	nq	286

Source: Profarmer Australia

PLEASE NOTE

MLA no longer reports on fodder prices, tallow prices or the EMI on a weekly basis.

These can be accessed separately through these links:

- [Fodder prices \(Dairy Australia\)](#)
- [Tallow prices \(MLA monthly co-product report\)](#)
- [EMI \(AWEX\)](#)

US imported beef prices (CIF)		5 Mar 2021	13 Mar 2020
Bull 95CL	US¢/lb	245.5	206.5
	A¢/kg	699.8	711.2
Cow 90CL	US¢/lb	225.5	200.5
	A¢/kg	642.8	690.5
CC/CF 85CL	US¢/lb	201.0	192.5
	A¢/kg	572.9	663.0
Shank 90CL	US¢/lb	230.0	197.5
	A¢/kg	655.6	680.2
Trim 85CL	US¢/lb	200.5	185.5
	A¢/kg	571.5	638.8
Trim 80CL	US¢/lb	177.5	177.5
	A¢/kg	505.9	611.3
Trim 75CL	US¢/lb	175.0	171.0
	A¢/kg	498.8	588.9
Trim 65CL	US¢/lb	nq	nq
	A¢/kg	nq	nq
Outside flats	US¢/lb	nq	nq
	A¢/kg	nq	nq
Knuckles	US¢/lb	265.0	260.0
	A¢/kg	755.3	895.4
Inside cap off	US¢/lb	312.5	280.0
	A¢/kg	890.7	964.3

Source: Steiner Consulting Group

