

#### 12-months ending January

Volume (tonnes swt)	Chilled		Frozen		Total	
	12-months ending January	Y-O-Y % chg.	12-months ending January	Y-O-Y % chg.	12-months ending January	Y-O-Y % chg.
<b>Total</b>	261,679	-5	335,351	-	597,030	-2
<b>Australia</b>	114,931	-7	148,977	-8	263,909	-8
<b>US</b>	124,903	-3	126,225	8	251,128	3
<b>NZ</b>	6,284	-8	14,249	31	20,533	16
<b>Canada</b>	9,681	-14	27,701	-14	37,382	-14
<b>Other</b>	5,879	11	18,199	23	24,079	20

#### Calendar year-to-January

Chilled		Frozen		Total	
2021 YTD	Y-O-Y % chg.	2021 YTD	Y-O-Y % chg.	2021 YTD	Y-O-Y % chg.
20,639	1	23,377	-13	44,016	-7
8,557	10	11,794	4	20,351	6
10,432	-2	7,134	-34	17,567	-18
495	-12	1,331	46	1,826	24
661	-23	1,956	-18	2,617	-19
493	-11	1,162	-18	1,655	-16

#### Month of January

Chilled			Frozen			Total		
2021 January	M-O-M % chg.	Y-O-Y % chg.	2021 January	M-O-M % chg.	Y-O-Y % chg.	2021 January	M-O-M % chg.	Y-O-Y % chg.
20,639	-13	1	23,377	-9	-13	44,016	-11	-7
8,557	-15	10	11,794	-4	4	20,351	-9	6
10,432	-12	-2	7,134	-16	-34	17,567	-13	-18
495	-25	-12	1,331	37	46	1,826	12	24
661	-11	-23	1,956	-34	-18	2,617	-29	-19
493	34	-11	1,162	28	-18	1,655	30	-16

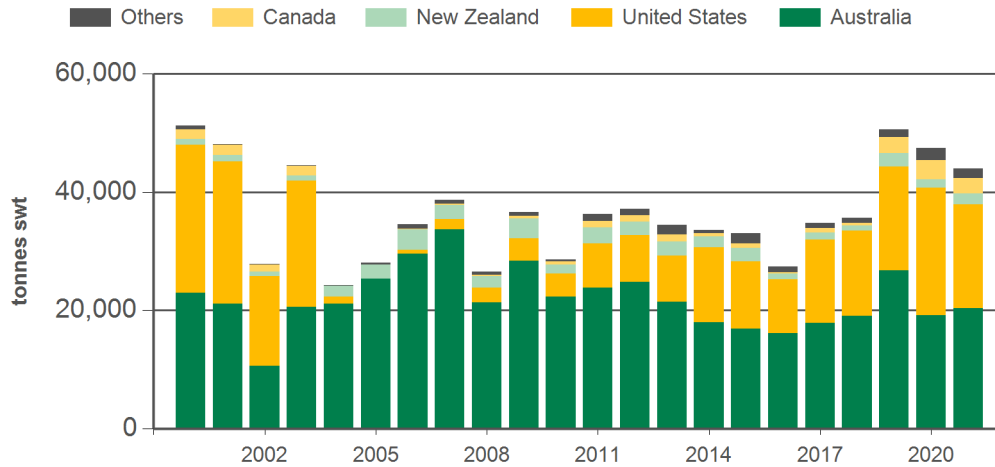
Value (million Yen)	Chilled		Frozen		Total	
	12-months ending January	Y-O-Y % chg.	12-months ending January	Y-O-Y % chg.	12-months ending January	Y-O-Y % chg.
<b>Total</b>	208,655	-10	144,673	-5	353,327	-8
<b>Australia</b>	93,079	-11	68,640	-10	161,719	-10
<b>US</b>	98,504	-9	49,550	-	148,054	-6
<b>NZ</b>	6,009	-14	7,735	28	13,744	5
<b>Canada</b>	6,562	-17	10,858	-20	17,420	-19
<b>Other</b>	4,500	-7	7,890	14	12,390	5

Chilled		Frozen		Total	
2021 YTD	Y-O-Y % chg.	2021 YTD	Y-O-Y % chg.	2021 YTD	Y-O-Y % chg.
16,698	-4	9,770	-23	26,467	-12
7,234	9	5,251	-13	12,485	-1
8,155	-10	2,729	-39	10,884	-19
489	-18	633	23	1,122	1
476	-25	693	-30	1,169	-28
344	-34	463	-28	807	-30

Chilled			Frozen			Total		
2021 January	M-O-M % chg.	Y-O-Y % chg.	2021 January	M-O-M % chg.	Y-O-Y % chg.	2021 January	M-O-M % chg.	Y-O-Y % chg.
16,698	-11	-4	9,770	-7	-23	26,467	-9	-12
7,234	-13	9	5,251	-5	-13	12,485	-10	-1
8,155	-9	-10	2,729	-10	-39	10,884	-9	-19
489	-24	-18	633	22	23	1,122	-3	1
476	-4	-25	693	-32	-30	1,169	-23	-28
344	26	-34	463	17	-28	807	21	-30

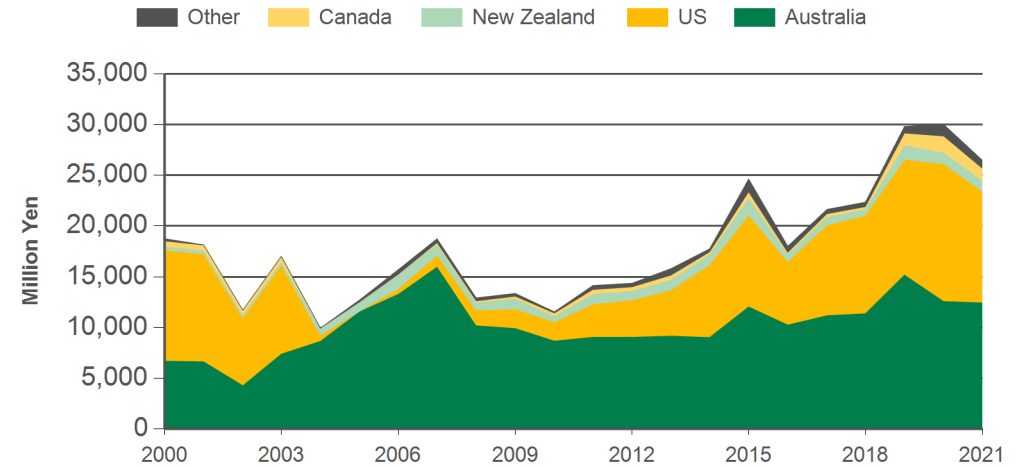
Source: Japan Ministry of Finance. SWT = Shipped weight. YTD = Calendar year-to-January. Y-O-Y = Year-on-year. M-O-M = Month-on-month. Grainfed is the prefix for grainfed beef. For further information email [globalindustryinsights@mla.com.au](mailto:globalindustryinsights@mla.com.au).

#### Year-to-January Japan beef imports - volume



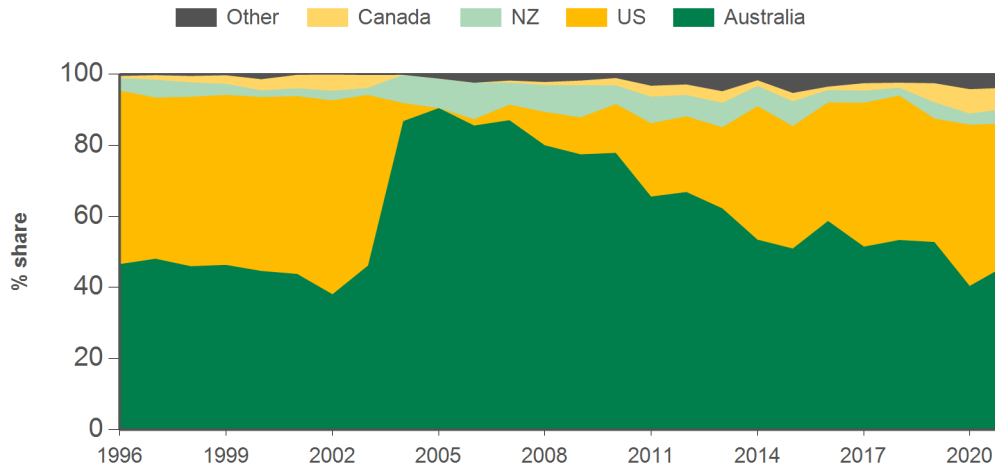
Source: Japan Ministry of Finance, Prepared by MLA

#### Year-to-January Japan beef imports - value



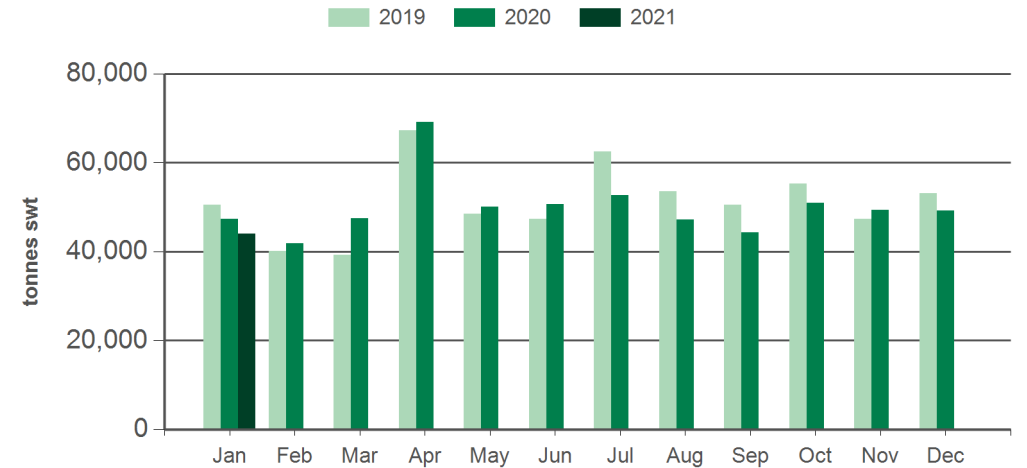
Source: Japan Ministry of Finance, Prepared by MLA

#### Year-to-January imported beef market share



Source: Japan Ministry of Finance, Prepared by MLA. % share based off import volume.

#### Monthly Japan beef imports



Source: Japan Ministry of Finance, Prepared by MLA

**Historical beef imports - Calendar year totals**

Volume (tonnes swt)	2006	2007	2008	2009	2010	2011	2012	2013	2014	2015	2016	2017	2018	2019	2020	2021 YTD	Y-O-Y % chg.
<b>Total</b>	460,619	473,668	458,024	481,136	499,531	517,231	514,186	534,254	518,708	493,984	503,086	572,942	607,393	615,390	600,396	44,016	-7
<b>Australia</b>	405,620	393,839	358,229	363,907	351,118	338,743	318,400	285,923	280,842	288,580	272,823	287,513	311,682	293,501	262,758	20,351	6
<b>US</b>	7,321	34,147	54,109	69,192	91,618	120,605	131,921	186,056	188,675	165,435	192,122	239,580	247,428	241,050	255,042	17,567	-18
<b>NZ</b>	37,931	33,710	30,792	29,558	31,584	29,737	31,412	29,429	21,943	16,652	16,393	15,748	13,948	18,571	20,181	1,826	24
<b>Canada</b>	2,085	3,368	4,712	8,527	12,926	10,179	11,468	12,691	13,583	9,941	13,458	18,711	21,265	42,900	38,016	2,617	-19
<b>Other</b>	7,662	8,604	10,181	9,951	12,285	17,969	20,985	20,156	13,664	13,377	8,290	11,389	13,071	19,368	24,398	1,655	-16

Source: Japan Ministry of Finance. SWT = Shipped weight. YTD = Calendar year-to-January. Y-O-Y = Year-on-year. For further information email [globalindustryinsights@mla.com.au](mailto:globalindustryinsights@mla.com.au).