

The following weekly statistical summary includes the following information:

- **Livestock movements**.....pages 1-2
  - Cattle yardings
  - Sheep yardings
  - Cattle slaughter
  - Sheep, lamb and goat slaughter
- **Cattle price indicators**.....pages 3-4
  - Saleyard indicators
  - Over-the-hook indicators
  - Live export indicators
- **Sheep and lamb indicators**.....pages 5-6
  - Saleyard indicators
  - Over-the-hook indicators
  - Live export indicators
- **General statistics**.....page 7
  - Over-the-hook goat indicators
  - Skin price indicators
  - Weekly US imported beef indicators

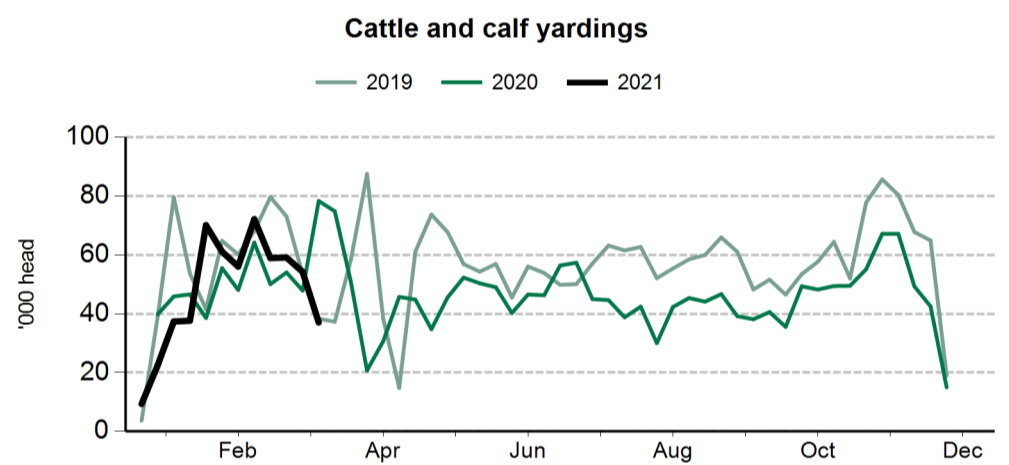
### Cattle movements

Cattle saleyard throughput		26 Mar 2021	19 Mar 2021	27 Mar 2020
Queensland	Cattle	10,213	10,347	31,167
NSW	Cattle	7,634	9,489	17,318
Victoria	Cattle	6,876	9,422	18,100
SA	Cattle	1,047	1,662	3,488
WA	Cattle	2,165	2,497	4,636
Tasmania	Cattle	160	180	115

Cattle slaughter		19 Mar 2021	27 Mar 2020
Queensland	Cattle	49,491	70,571
	Calves	77	148
NSW	Cattle	22,815	33,945
	Calves	785	1,936
Victoria	Cattle	14,461	27,592
	Calves	2,405	3,556
SA	Cattle	2,634	4,167
	Calves	18	13
Tasmania	Cattle	4,563	4,669
	Calves	569	233

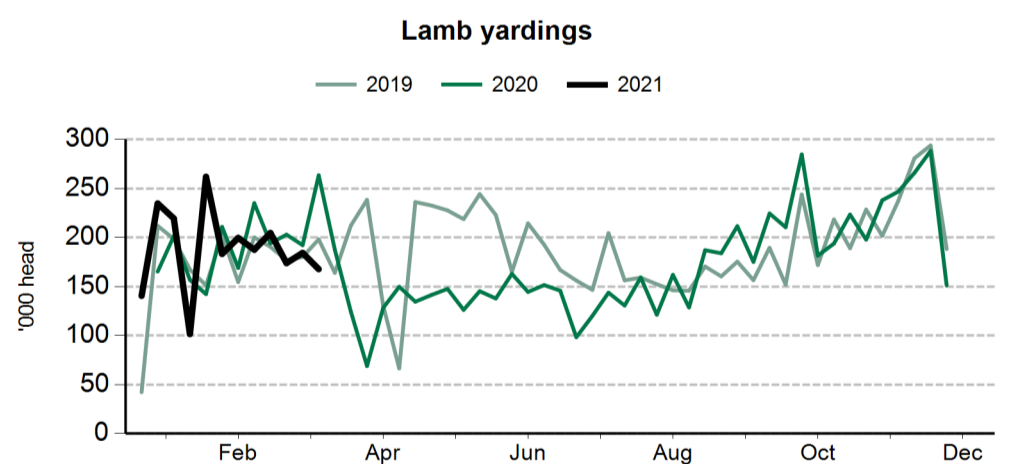
Please note OTH quotes and some price indicators have not been generated due to technical issues we are resolving. You can find these stats on the prices and markets page:

<https://www.mla.com.au/prices-markets/market-reports-prices/pdf-market-reports/>

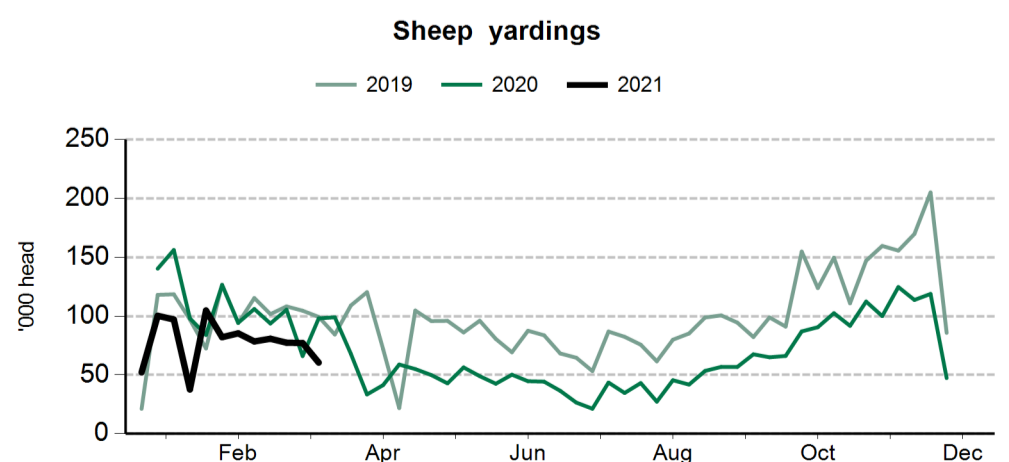


### Smallstock movements

Sheep and lamb saleyard throughput		26 Mar 2021	19 Mar 2021	27 Mar 2020
NSW	Lambs	99,562	75,974	78,573
	Sheep	16,290	23,996	29,276
Victoria	Lambs	70,991	93,791	75,942
	Sheep	28,616	36,447	29,764
SA	Lambs	11,042	20,885	14,043
	Sheep	2,914	6,991	5,619
WA	Lambs	11,165	27,001	15,489
	Sheep	10,856	21,792	31,000
Tasmania	Lambs	1,078	4,074	1,500
	Sheep	662	4,553	3,000

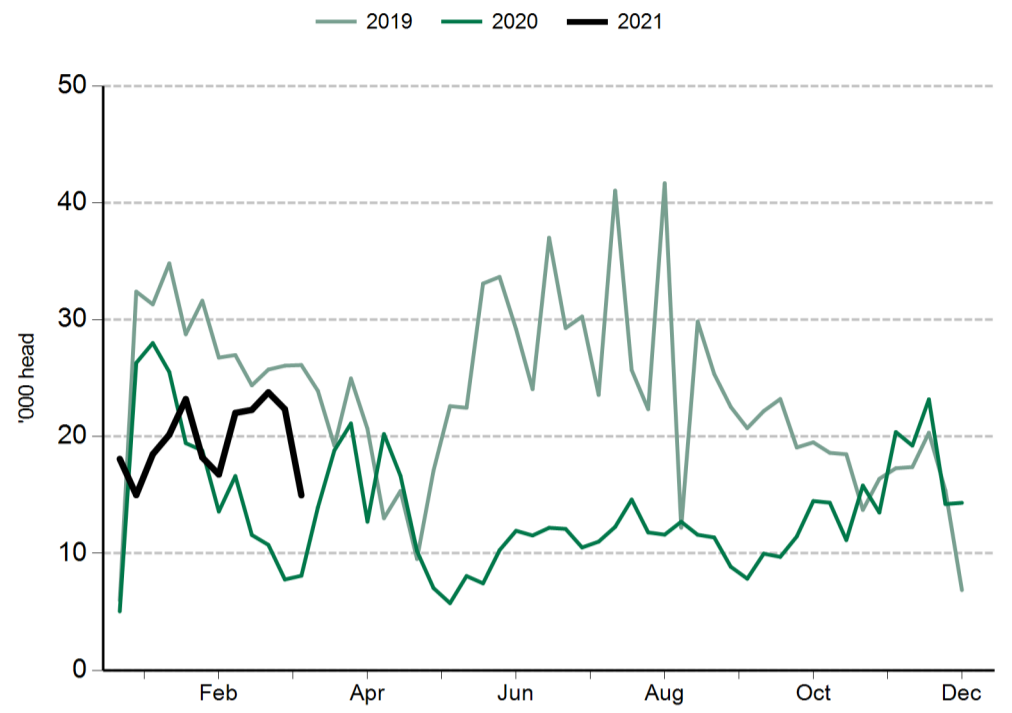


Sheep and lamb slaughter		19 Mar 2021	27 Mar 2020
Queensland	Lambs	635	154
	Sheep	1,345	145
NSW	Lambs	122,995	97,052
	Sheep	29,432	34,206
Victoria	Lambs	160,747	163,364
	Sheep	40,482	31,101
SA	Lambs	56,224	42,511
	Sheep	3,082	6,417
Tasmania	Lambs	4,811	5,119
	Sheep	1,541	804

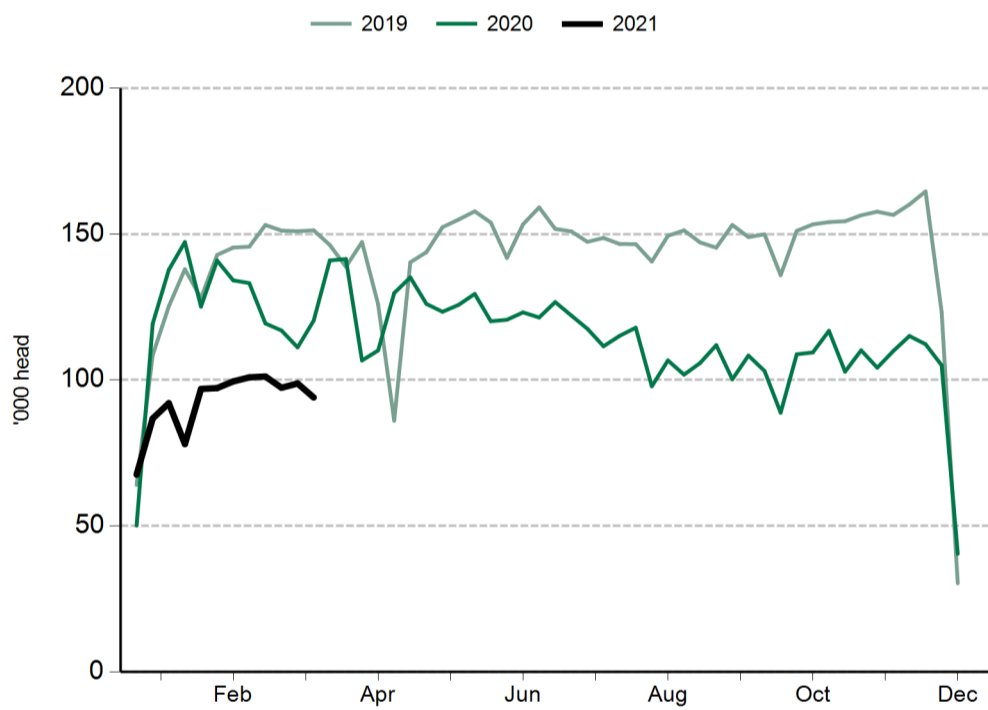


Goat slaughter		19 Mar 2021	27 Mar 2020
Queensland	Goats	7,553	3,981
NSW	Goats	1,949	1,455
Victoria	Goats	4,238	4,859
SA	Goats	1,235	3,650
Tasmania	Goats	nq	nq

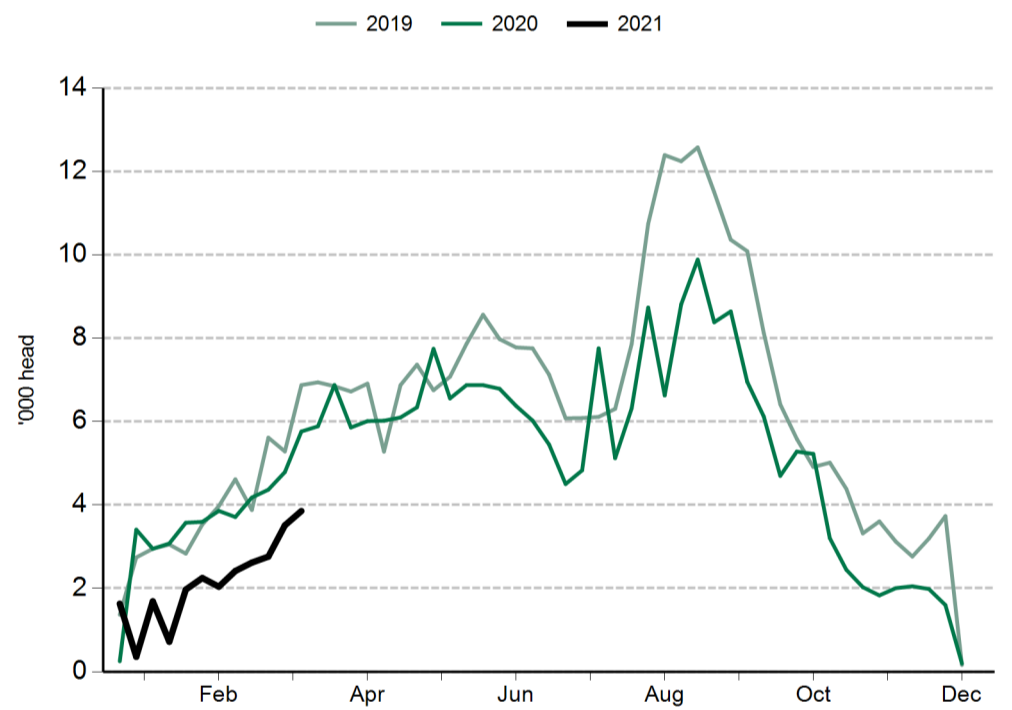
Goat slaughter



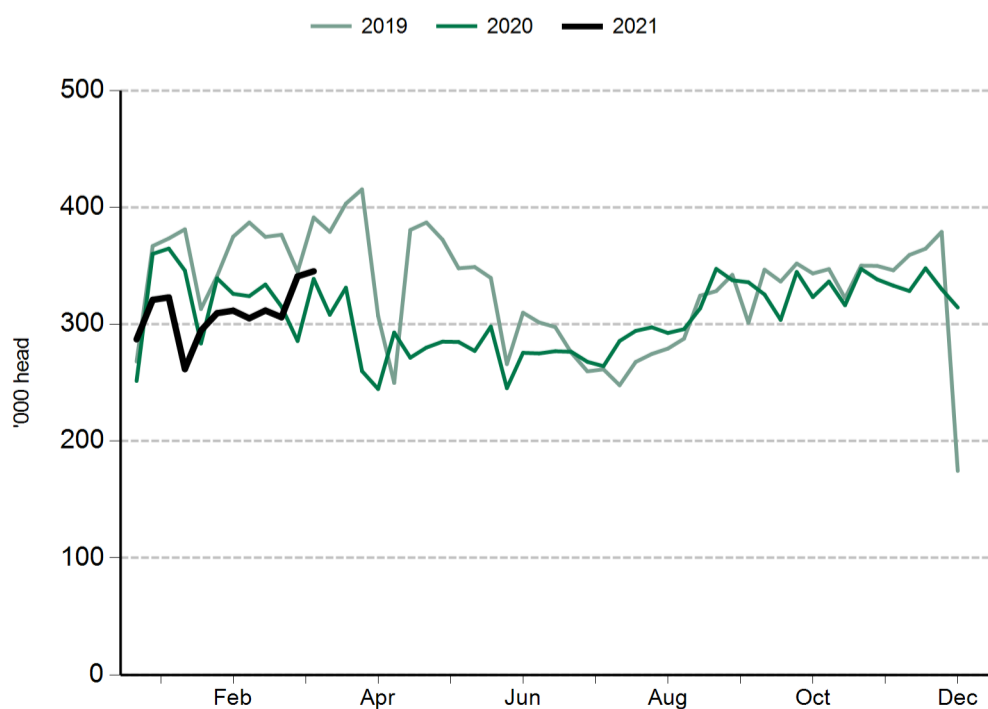
Cattle slaughter



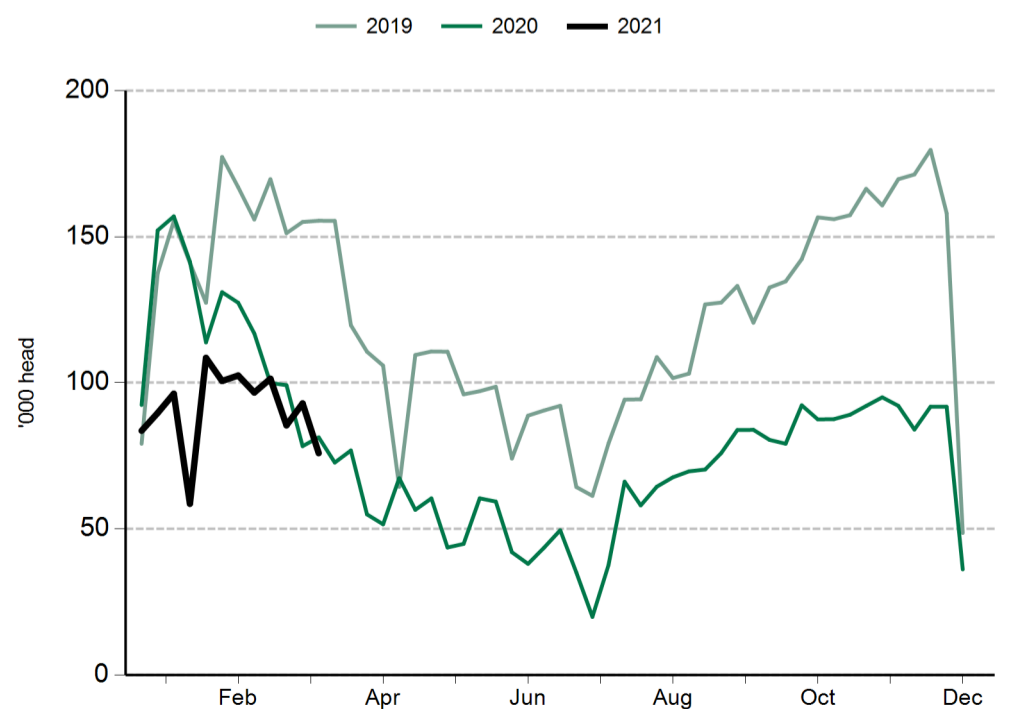
Calf slaughter



Lamb slaughter



Sheep slaughter



#### Cattle prices

National saleyard indicators	Live weight	Muscle/Fat	Unit	30 Mar 2021	31 Mar 2020
Restocker Steer	200-280kg	C2	¢/kg lwt	547	362
Feeder Steer	330-400kg	C2	¢/kg lwt	450	357
Vealer Steer	280-330kg	C2	¢/kg lwt	506	372
			¢/kg cwt	976	721
Trade Steer	330-400kg	C3	¢/kg lwt	451	363
			¢/kg cwt	842	670
Medium Steer	400-500kg	C3	¢/kg lwt	400	324
			¢/kg cwt	758	612
Heavy Steer	500-600kg	C4	¢/kg lwt	380	315
			¢/kg cwt	697	583
Medium Cow	400-520kg	D3	¢/kg lwt	268	244
			¢/kg cwt	549	505
Eastern Young Cattle Indicator (EYCI)			¢/kg cwt	877.50	

Eastern states OTH indicators	Carcase weight	Muscle	Unit	3 Apr 2020
Trade steer	240-260kg	A-C	¢/kg cwt	555
Medium steer	260-280kg	A-C	¢/kg cwt	575
Heavy steer	300-400kg	A-C	¢/kg cwt	584
Medium cow	260-280kg	A-E	¢/kg cwt	477
MSA trade steer	240-260kg	A-C	¢/kg cwt	595

Feeder cattle indicators - paddock sales	Unit	27 Mar 2020
<b>Domestic</b>		
Steers 280-350kg	¢/kg lwt	355
Heifers 280-350kg	¢/kg lwt	318
<b>Export</b>		
Shortfed 100-120 DOF	¢/kg lwt	358
Mediumfed 120-220 DOF	¢/kg lwt	328
Longfed 220+ DOF	¢/kg lwt	330

State saleyard indicators				Queensland		NSW		Victoria		SA		Tasmania	
Category	Live weight	Muscle/Fat	Unit	30 Mar 2021	31 Mar 2020	30 Mar 2021	31 Mar 2020	30 Mar 2021	31 Mar 2020	30 Mar 2021	31 Mar 2020	30 Mar 2021	31 Mar 2020
Restocker Steer	200-280kg	C2	¢/kg lwt	549	375	509	382	nq	nq	400	nq	534	nq
Feeder Steer	330-400kg	C2	¢/kg lwt	443	356	458	380	452	nq	nq	nq	nq	nq
Vealer Steer	280-330kg	C2	¢/kg lwt	442	257	510	407	492	nq	465	nq	nq	nq
			¢/kg cwt	850	491	964	788	917	nq	929	nq	nq	nq
Trade Steer	330-400kg	C3	¢/kg lwt	440	379	453	372	457	nq	447	312	nq	nq
			¢/kg cwt	807	689	815	681	848	nq	856	588	nq	nq
Medium Steer	400-500kg	C3	¢/kg lwt	385	322	404	324	452	nq	412	330	362	nq
			¢/kg cwt	726	605	764	607	838	nq	822	660	670	nq
Heavy Steer	500-600kg	C4	¢/kg lwt	354	303	366	344	401	nq	nq	nq	nq	nq
			¢/kg cwt	656	561	665	626	738	nq	nq	nq	nq	nq
Medium Cow	400-520kg	D3	¢/kg lwt	266	238	289	252	291	nq	nq	nq	280	200
			¢/kg cwt	545	491	595	526	595	nq	nq	nq	539	435

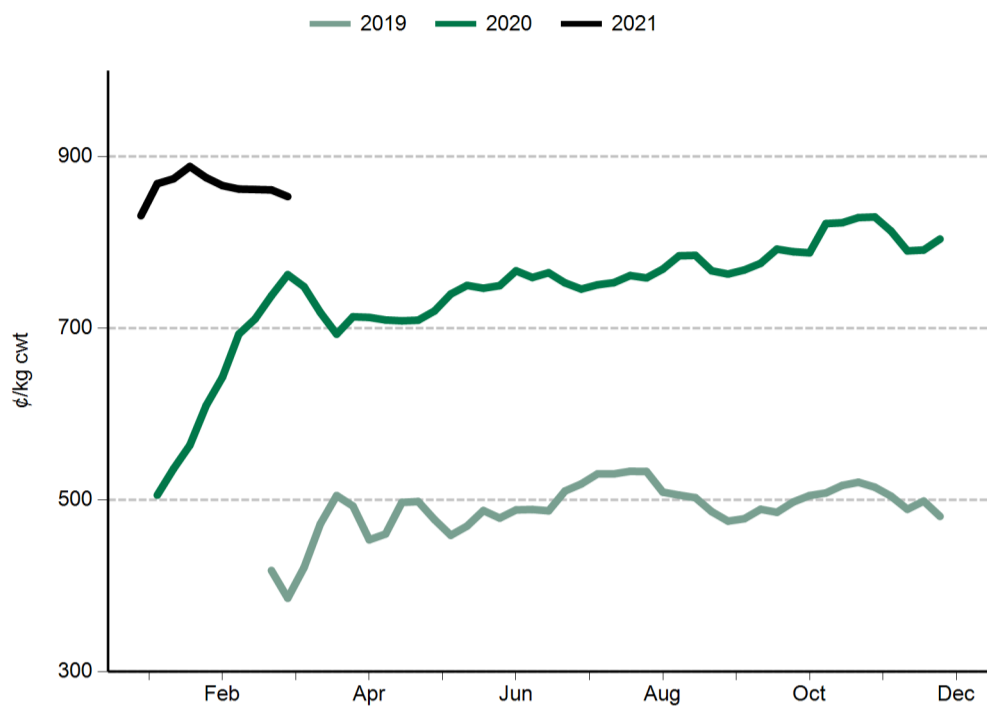
State over-the-hooks indicators				Queensland	NSW	Victoria	SA	Tasmania
Category	Carcase weight	Muscle	Unit	3 Apr 2020	3 Apr 2020	3 Apr 2020	3 Apr 2020	3 Apr 2020
Trade steer	240-260kg	A-C	¢/kg cwt	568	566	598	nq	487
Medium steer	260-280kg	A-C	¢/kg cwt	567	567	591	nq	nq
Heavy steer	300-400kg	A-C	¢/kg cwt	577	577	597	nq	nq
Medium cow	260-280kg	A-E	¢/kg cwt	464	495	481	487	457
MSA trade steer	240-260kg	A-C	¢/kg cwt	584	606	nq	nq	nq

WA saleyard indicators	Unit	30 Mar 2021	31 Mar 2020
WYCI	¢/kg cwt	968	nq
Medium Cow	¢/kg lwt	272	nq
Medium Steer	¢/kg lwt	360	nq

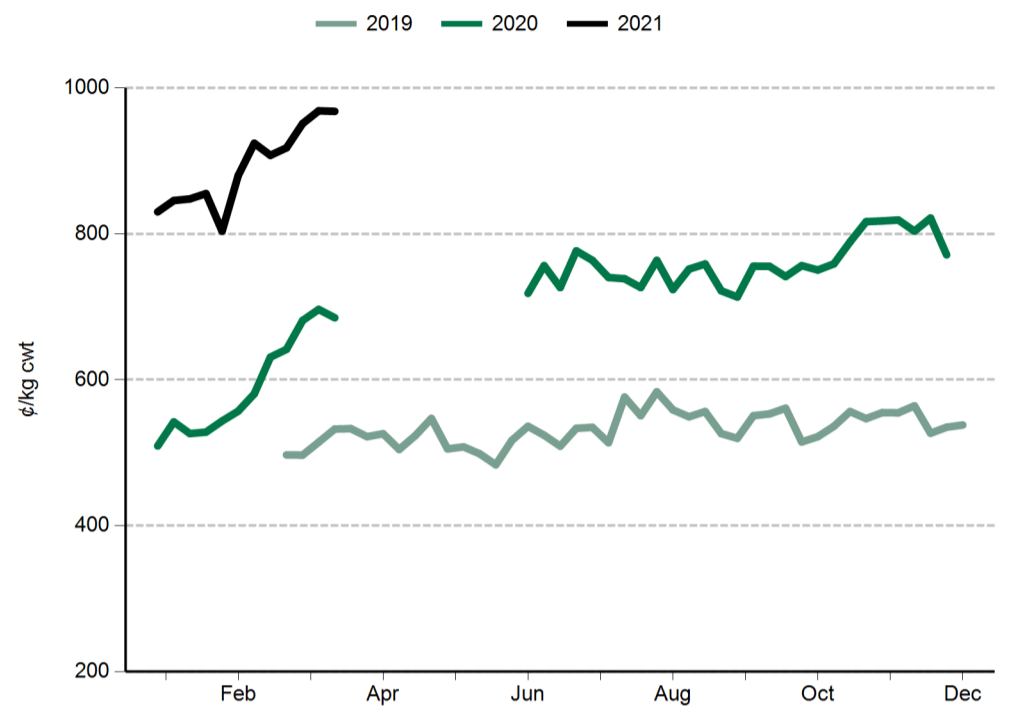
WA over-the-hooks indicators	Unit	3 Apr 2020
Grassfed yearling	¢/kg cwt	565
Grainfed yearling	¢/kg cwt	565
MSA yearling	¢/kg cwt	590

Live Export Price Quotes			Unit	19 Mar 2021	27 Mar 2020
Light Steer	260 - 360 kg	Townsville	¢/kg lwt	390	330
	260 - 360 kg	Darwin	¢/kg lwt	nq	350
Light Heifer	260 - 360 kg	Townsville	¢/kg lwt	370	300
	260 - 360 kg	Darwin	¢/kg lwt	nq	320

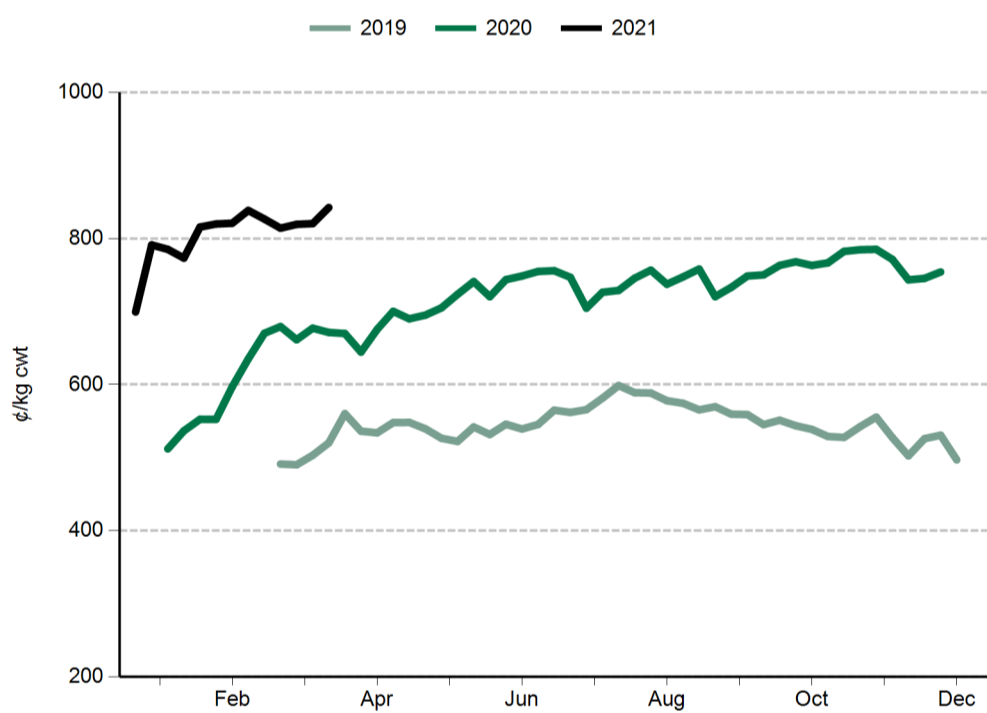
**Eastern Young Cattle Indicator (EYCI)**



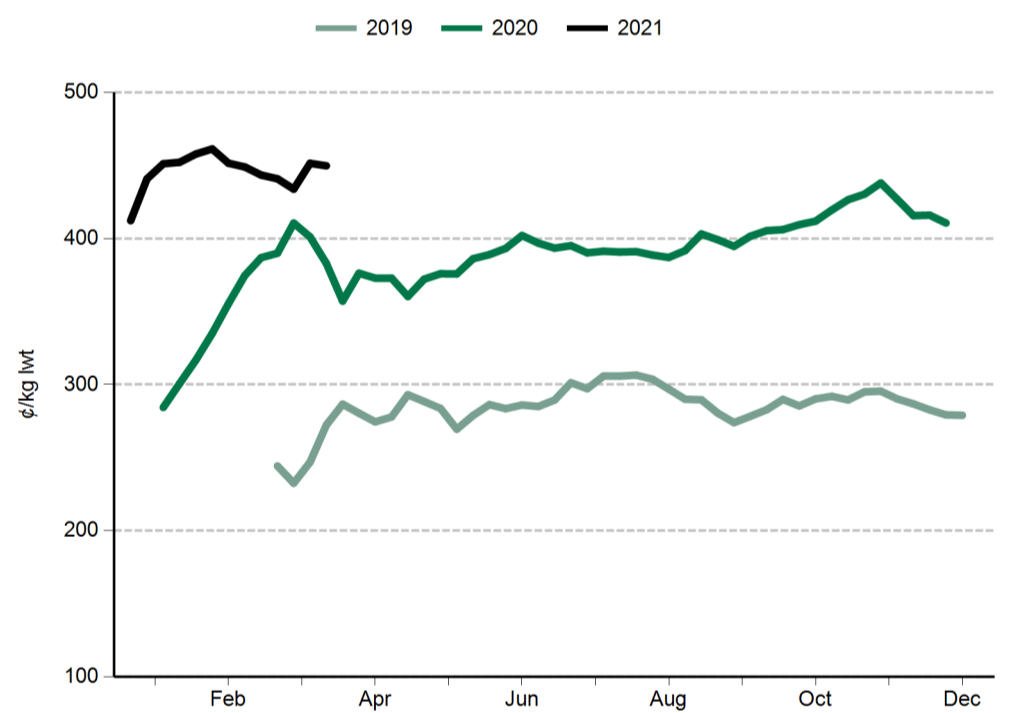
**Western Young Cattle Indicator (WYCI)**



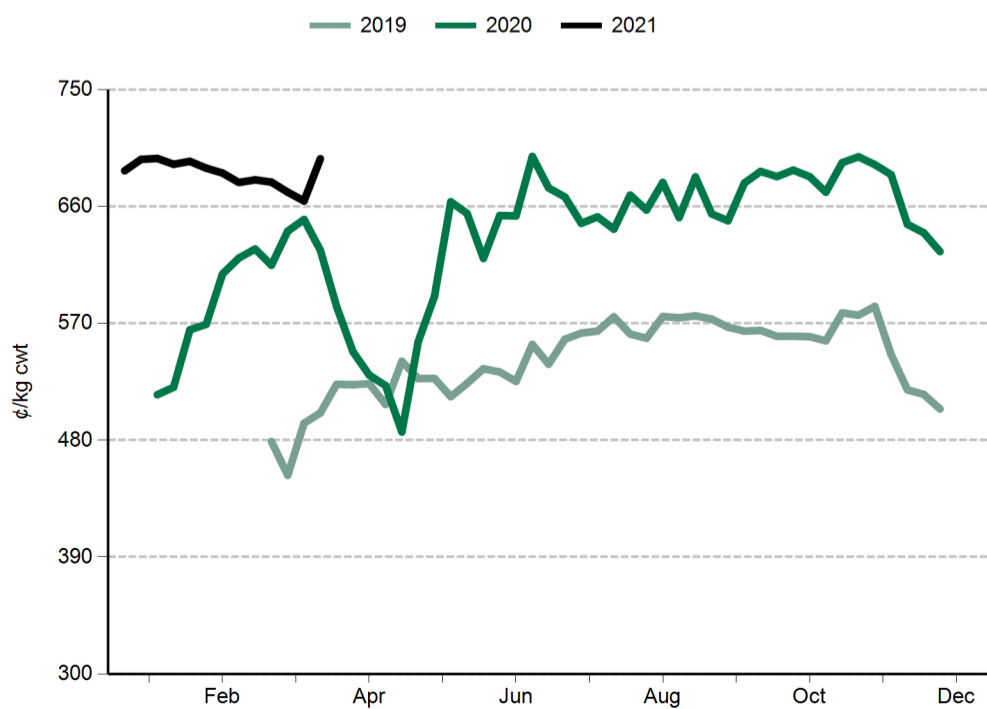
**Trade steer**



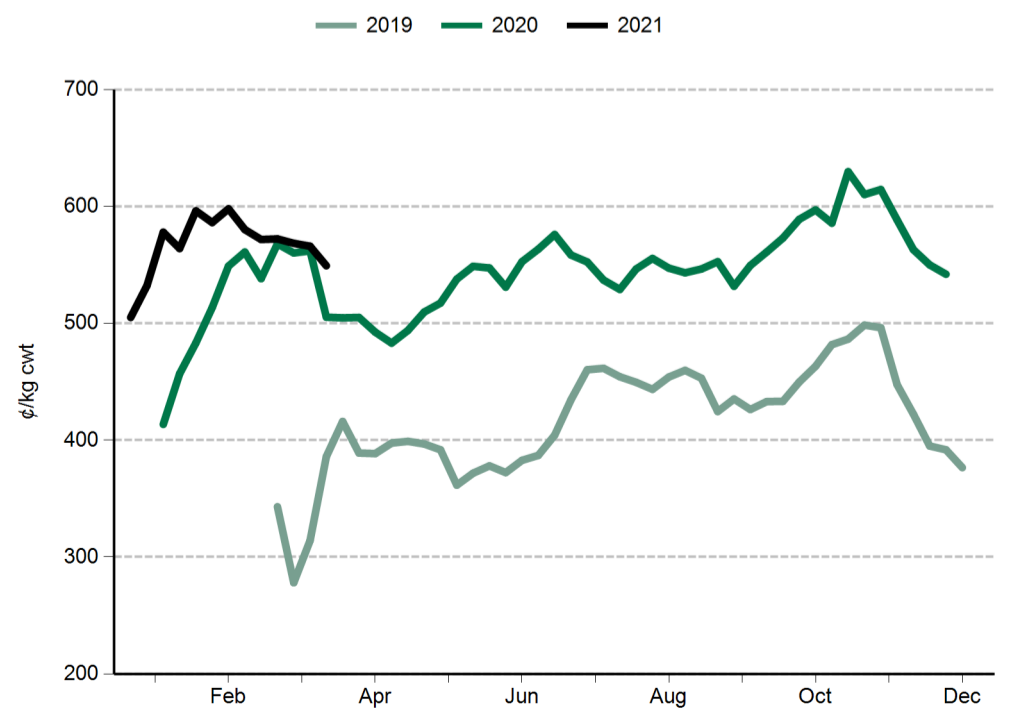
**Feeder steer**



**Heavy steer**



**Medium cow**



#### Sheep and lamb prices

<b>Eastern States Trade Lamb Indicator (¢/kg cwt)</b>	31 Mar 2020
ESTLI	878.5

<b>National saleyard sheep and lamb indicators (¢/kg cwt)</b>		<b>30 Mar 2021</b>	31 Mar 2020
Merino lamb	16-22kg	762	777
Restocker/feeder lamb	0-18kg	885	862
Light lamb	12-18kg	798	794
Trade lamb	18-22kg	834	852
Heavy lamb	22+kg	813	842
Mutton	18-24kg	668	623

<b>National OTH sheep and lamb indicators (¢/kg cwt)</b>		<b>3 Apr 2020</b>
Medium trade lamb	18-20kg	788
Heavy trade lamb	20-22kg	797
Heavy lamb	22-24kg	797
Mutton	18-24kg	597

<b>State saleyard sheep and lamb indicators (¢/kg cwt)</b>		<b>Victoria</b>		<b>NSW</b>		<b>SA</b>		<b>WA</b>		<b>Tasmania</b>	
		<b>30 Mar 2021</b>	31 Mar 2020	<b>30 Mar 2021</b>	31 Mar 2020	<b>30 Mar 2021</b>	31 Mar 2020	<b>30 Mar 2021</b>	31 Mar 2020	<b>30 Mar 2021</b>	31 Mar 2020
Merino lamb	16-22kg	749	825	770	743	752	nq	748	748	nq	nq
Restocker/feeder lamb	0-18kg	888	873	998	937	971	nq	675	655	nq	815
Light lamb	12-18kg	836	877	870	822	819	nq	721	707	896	nq
Trade lamb	18-22kg	839	875	868	874	785	nq	720	746	816	763
Heavy lamb	22+kg	810	789	822	897	751	nq	722	743	787	726
Mutton	18-24kg	700	707	673	643	642	nq	555	517	646	726

<b>Over-the-hooks sheep and lamb indicators (¢/kg cwt)</b>		<b>Victoria</b>	<b>NSW</b>	<b>SA</b>	<b>WA</b>	<b>Tasmania</b>
		<b>3 Apr 2020</b>	<b>3 Apr 2020</b>	<b>3 Apr 2020</b>	<b>3 Apr 2020</b>	<b>3 Apr 2020</b>
Medium trade lamb	18-20kg	840	743	806	765	nq
Heavy trade lamb	20-22kg	840	775	806	765	nq
Heavy lamb	22-24kg	840	775	808	765	nq
Mutton	18-24kg	615	635	624	513	nq

<b>Live export price quotes (A\$/head)</b>		31 Mar 2020
Live wether	Muchea	nq

#### Glossary:

**cwt** – carcase weight

**lwt** – live weight

**OTH** – over-the-hooks. Refers to the marketing of cattle/sheep/lambs directly from the farm to an abattoir where a producer is paid for the value of the carcase based on a sliding grid.

**CIF** – Cost, insurance, freight. The quoted price for the goods including freight and insurance costs delivered to final destination.

**C&F** – Cost and freight. Refers to the quoted price for the goods, including freight to the delivery point, but not insurance.

**FAS** – Free alongside ship. Refers to export price quotes where the seller is obliged to pay warehouse services, packing, inland freight and port charges, but not placement of goods onto the ship. The buyer is obliged to pay overseas freight, charges in foreign port, customs duties, quarantine and delivery to final destination. (See also 'FOB').

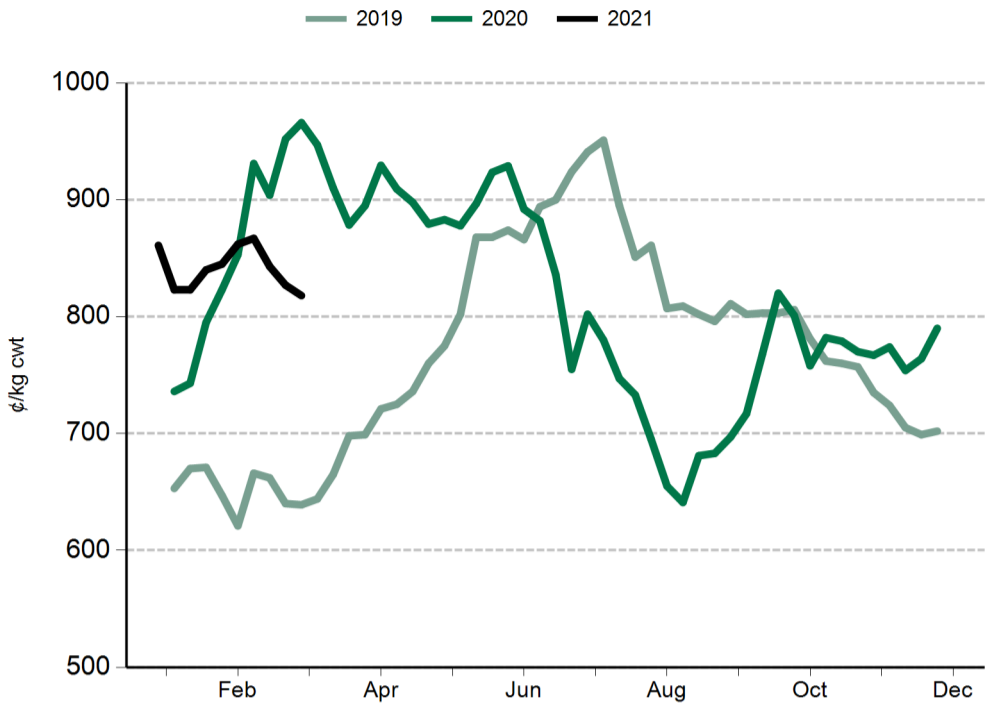
**EYCI** – Eastern Young Cattle Indicator. A seven day rolling average from 24 saleyards across NSW, Victoria and Queensland. It includes vealer and yearling heifers and steers, grade score C2 or C3, with live weight from 200kg.

**WYCI** – Western Young Cattle Indicator. A benchmark of the value of young cattle in WA saleyards. It includes vealer and yearling heifers and steers, grade score C2 or C3, 180kg+ live weight.

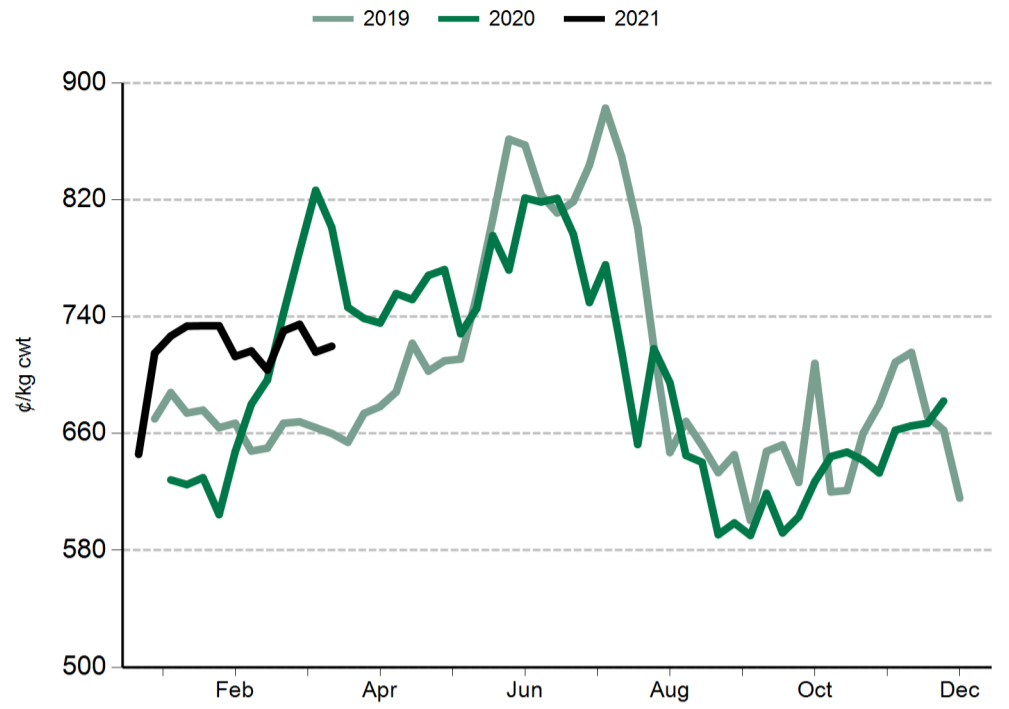
**All data is collected by MLA's NLRS, unless specified otherwise.**



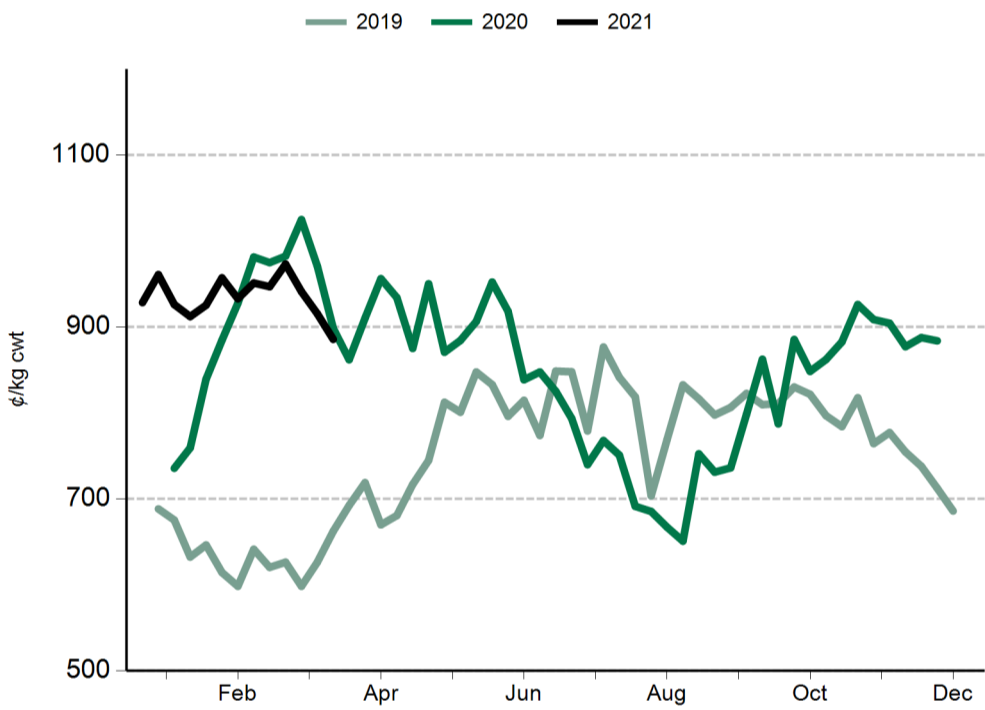
**Eastern States Trade Lamb Indicator (ESTLI)**



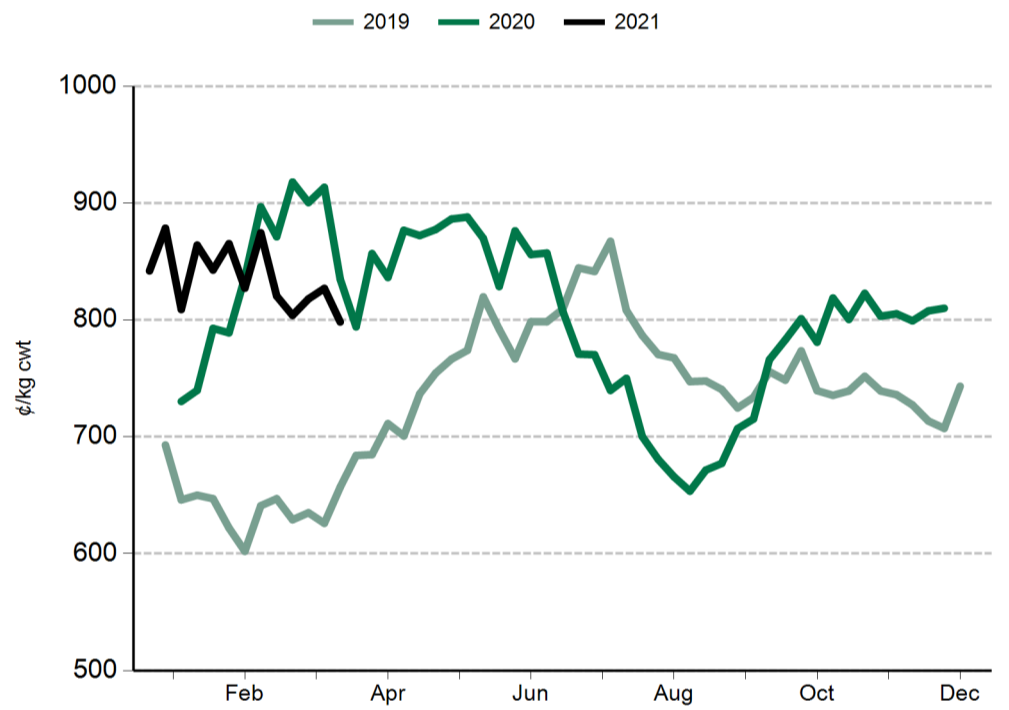
**Western Trade Lamb Indicator (WTLI)**



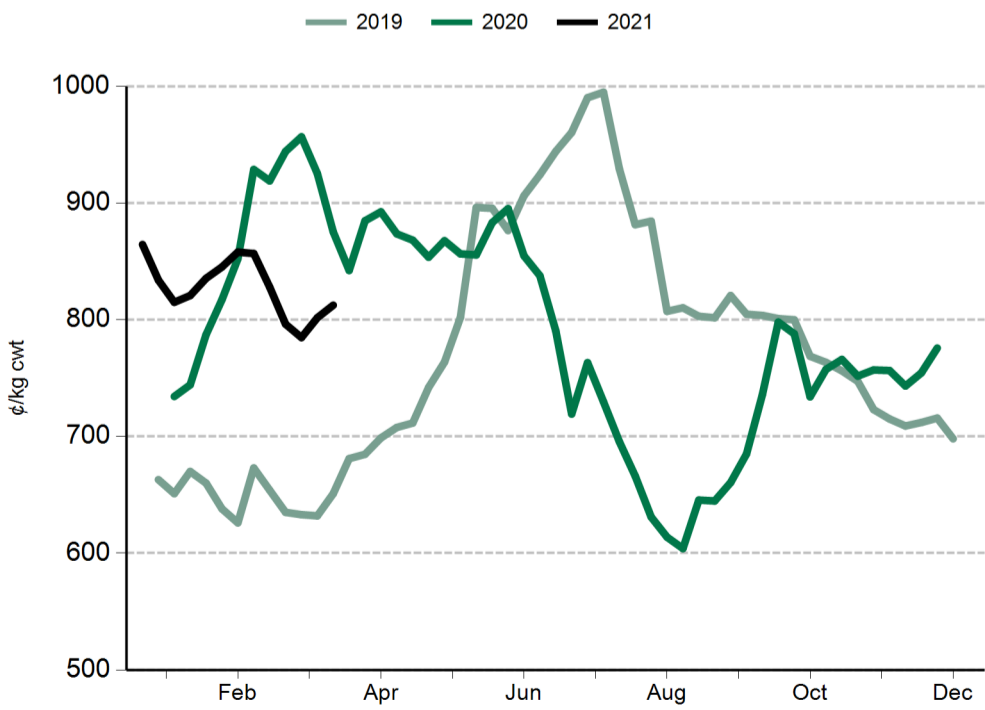
**Restocker lamb**



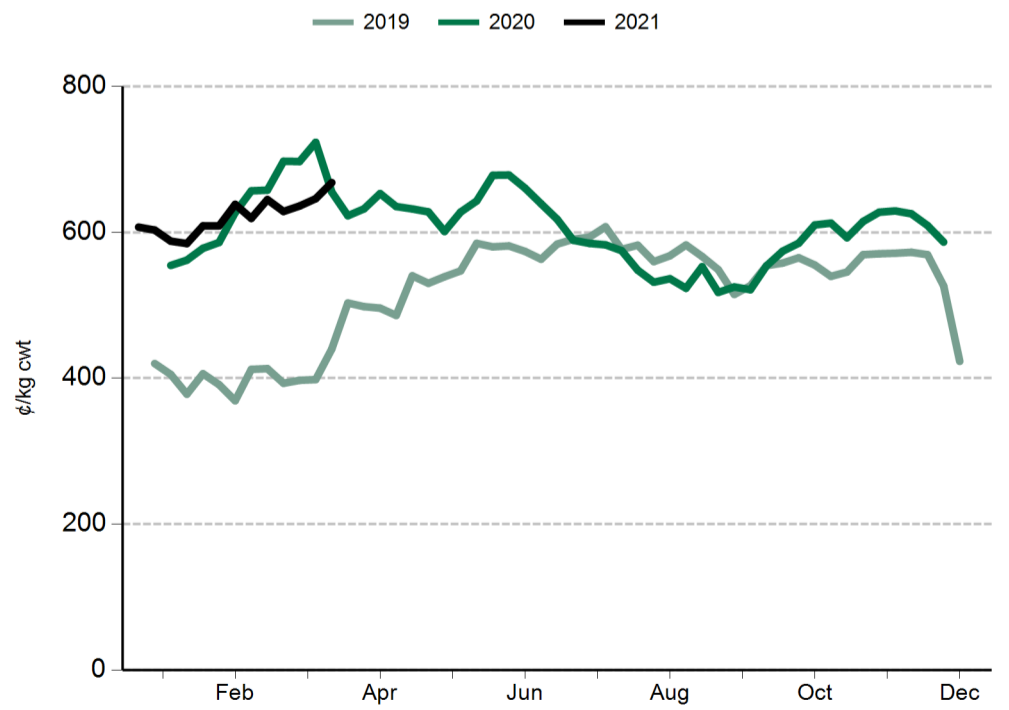
**Light lamb**



**Heavy lamb**

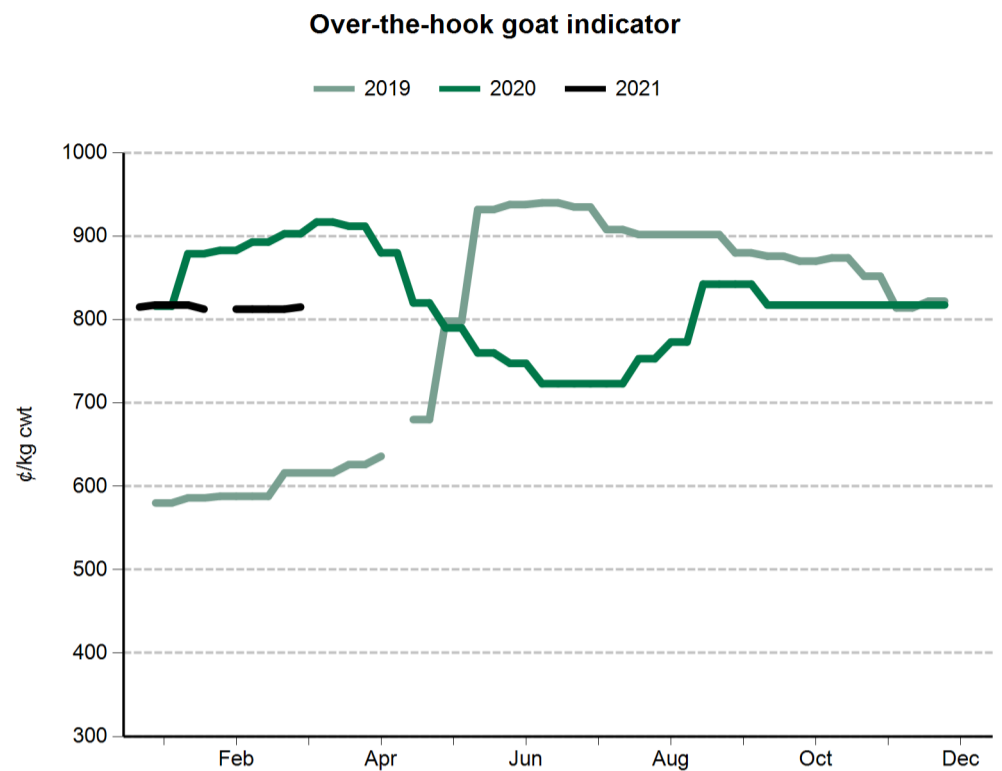


**Mutton**



#### General statistics

Over-the-hooks goat indicators (A¢/kg cwt)		3 Apr 2020
8.1-10kg		912
10.1-12kg		912
12.1-16kg		912
16.1-20kg		912
20.1kg+		912
Skin indicators - Lambs		27 Mar 2020
2" +	16.1 - 20kg	200
	20.1 - 24kg	275
	24.1kg +	438
1" - 2"	16.1 - 20kg	150
	20.1 - 24kg	125
	24.1kg +	275
0.5" - 1"	16.1 - 20kg	nq
	20.1 - 24kg	75
	24.1kg +	163
New Season	16.1 - 20kg	150
	20.1 - 24kg	269
	24.1kg +	388
Skin indicators - Merino sheep (average 25 micron)		
1.5" - 2"	16.1 - 20kg	1000
	20.1 - 24kg	1125
	24.1kg +	1275



Grain prices - Darling Downs (A\$/tonne)	19 Mar 2021	27 Mar 2020
Wheat	292	470
Barley	268	400
Sorghum	300	420
Grain prices - Riverina (A\$/tonne)		
Wheat	295	385
Barley	nq	314

Source: Profarmer Australia

#### PLEASE NOTE

MLA no longer reports on fodder prices, tallow prices or the EMI on a weekly basis.

These can be accessed separately through these links:

- [Fodder prices \(Dairy Australia\)](#)
- [Tallow prices \(MLA monthly co-product report\)](#)
- [EMI \(AWEX\)](#)

US imported beef prices (CIF)		19 Mar 2021	27 Mar 2020
Bull 95CL	US¢/lb	249.0	224.5
	A¢/kg	710.9	826.6
Cow 90CL	US¢/lb	230.5	212.5
	A¢/kg	658.0	782.4
CC/CF 85CL	US¢/lb	209.5	192.5
	A¢/kg	598.1	708.8
Shank 90CL	US¢/lb	230.5	208.5
	A¢/kg	658.0	767.7
Trim 85CL	US¢/lb	208.5	191.0
	A¢/kg	595.2	703.3
Trim 80CL	US¢/lb	177.5	167.5
	A¢/kg	506.7	616.7
Trim 75CL	US¢/lb	175.0	171.0
	A¢/kg	499.6	629.6
Trim 65CL	US¢/lb	nq	nq
	A¢/kg	nq	nq
Outside flats	US¢/lb	nq	nq
	A¢/kg	nq	nq
Knuckles	US¢/lb	270.0	262.5
	A¢/kg	770.8	966.5
Inside cap off	US¢/lb	322.5	297.5
	A¢/kg	920.7	1095.4

Source: Steiner Consulting Group

