

The following weekly statistical summary includes the following information:

- **Livestock movements**.....pages 1-2
 - Cattle yardings
 - Sheep yardings
 - Cattle slaughter
 - Sheep, lamb and goat slaughter
- **Cattle price indicators**.....pages 3-4
 - Saleyard indicators
 - Over-the-hook indicators
 - Live export indicators
- **Sheep and lamb indicators**.....pages 5-6
 - Saleyard indicators
 - Over-the-hook indicators
 - Live export indicators
- **General statistics**.....page 7
 - Over-the-hook goat indicators
 - Skin price indicators
 - Weekly US imported beef indicators

Cattle movements

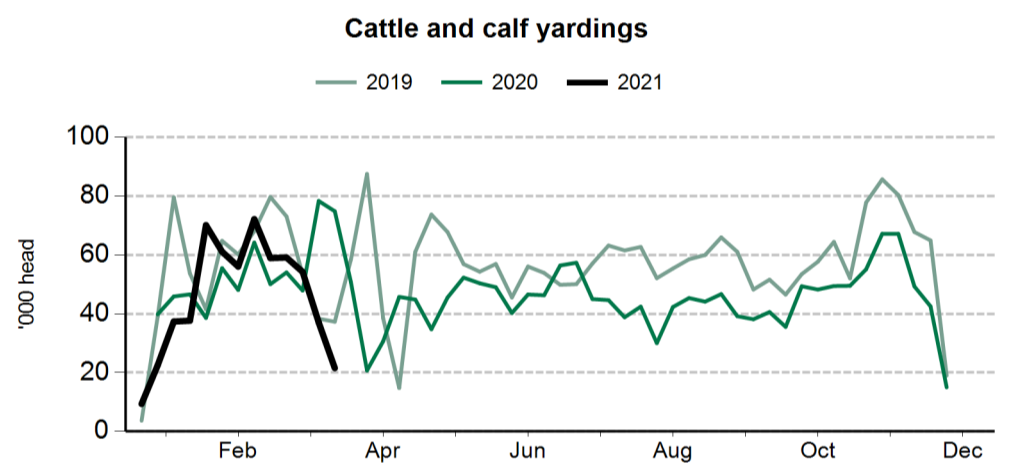
Cattle saleyard throughput		2 Apr 2021	26 Mar 2021	3 Apr 2020
Queensland	Cattle	9,843	10,213	20,479
NSW	Cattle	2,691	7,634	14,300
Victoria	Cattle	2,180	6,876	10,313
SA	Cattle	261	1,047	2,149
WA	Cattle	492	2,165	3,471
Tasmania	Cattle	50	160	57

Cattle slaughter		3 Apr 2020
Queensland	Cattle	68,756
	Calves	144
NSW	Cattle	36,674
	Calves	2,784
Victoria	Cattle	26,381
	Calves	3,714
SA	Cattle	4,764
	Calves	6
Tasmania	Cattle	4,847
	Calves	229

Please note OTH quotes and slaughter stats are not on this report. You can find these stats on the prices and markets page:

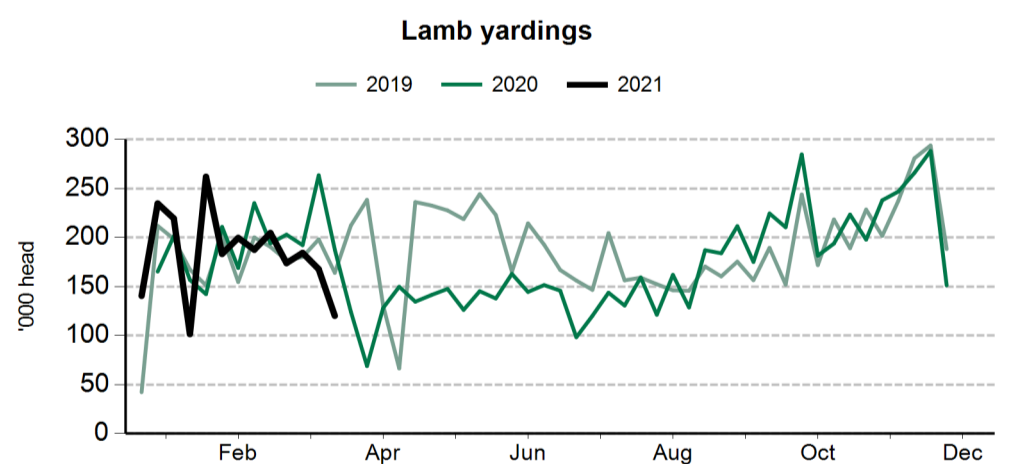
<https://www.mla.com.au/prices-markets/market-reports-prices/pdf-market-reports/>

Access **NEW** interactive National **Slaughter** BI report here: <https://www.mla.com.au/general/slaughterbi/>

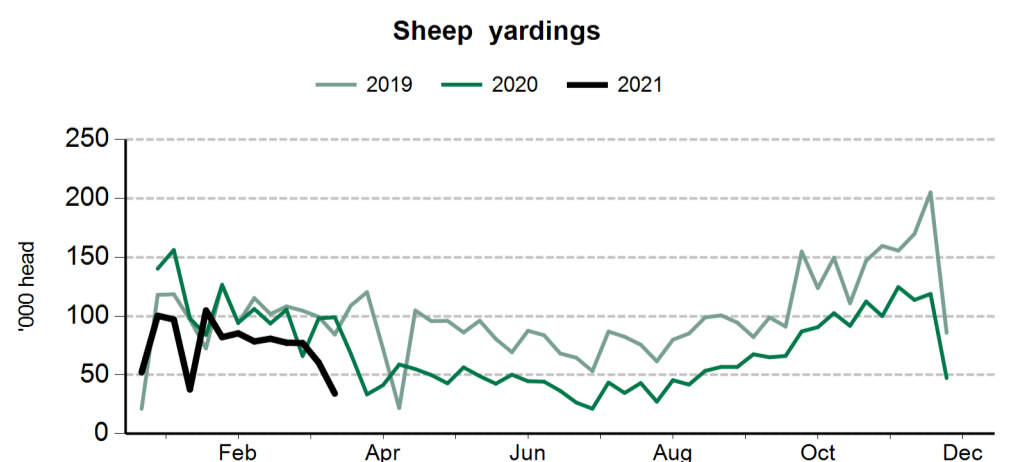


Smallstock movements

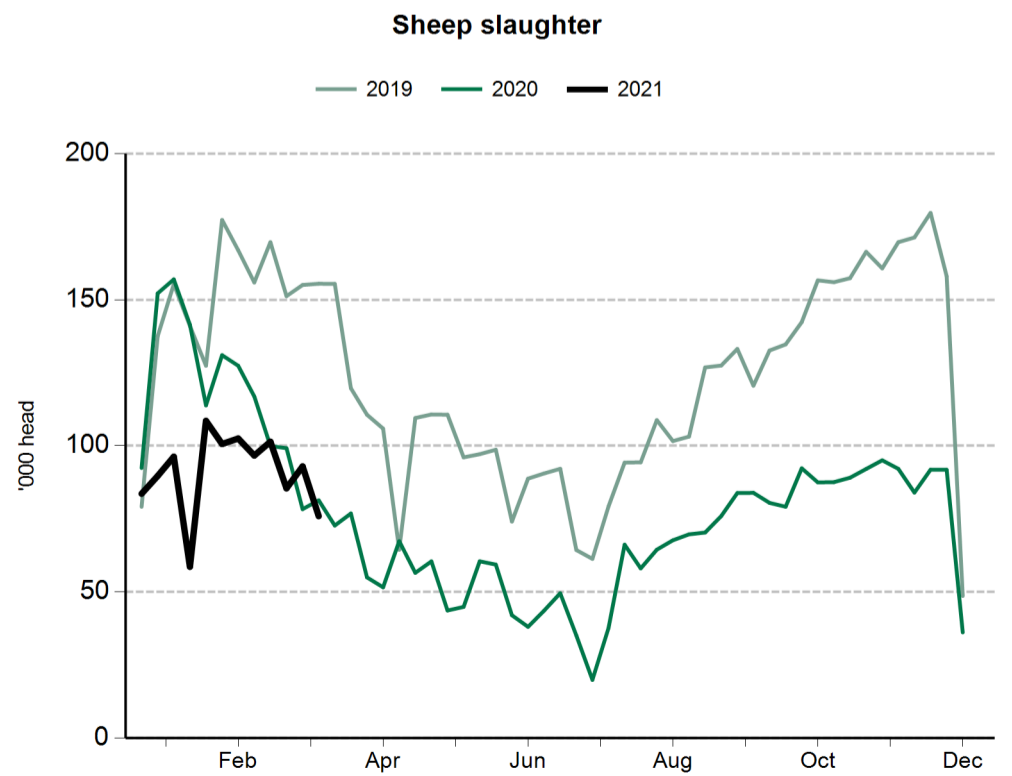
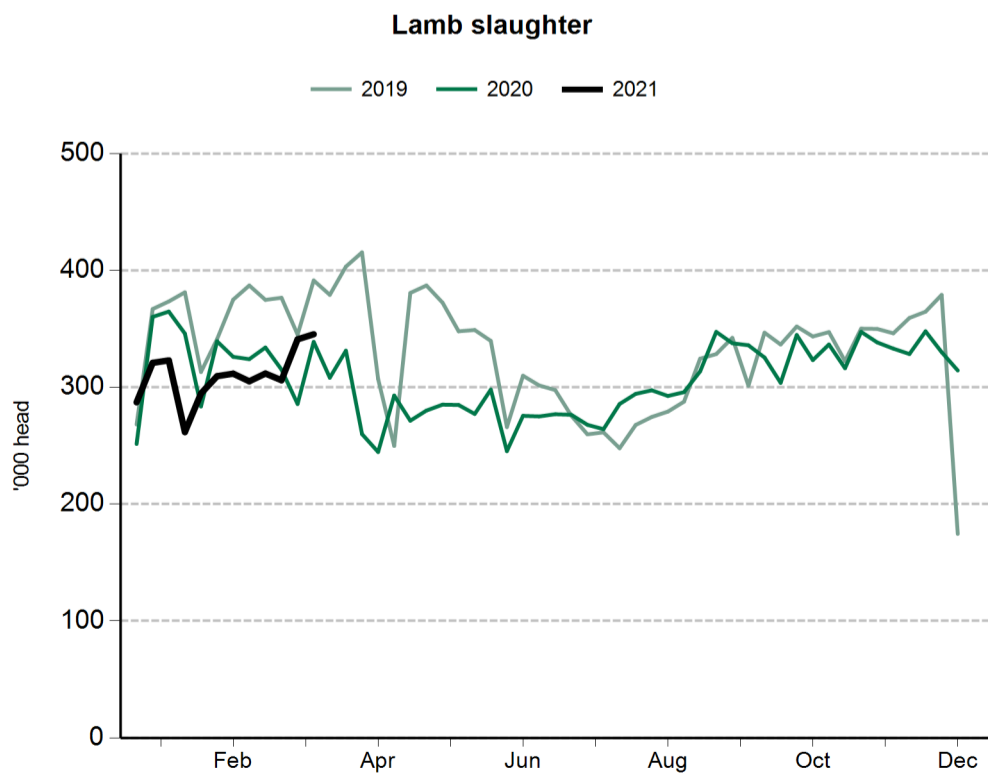
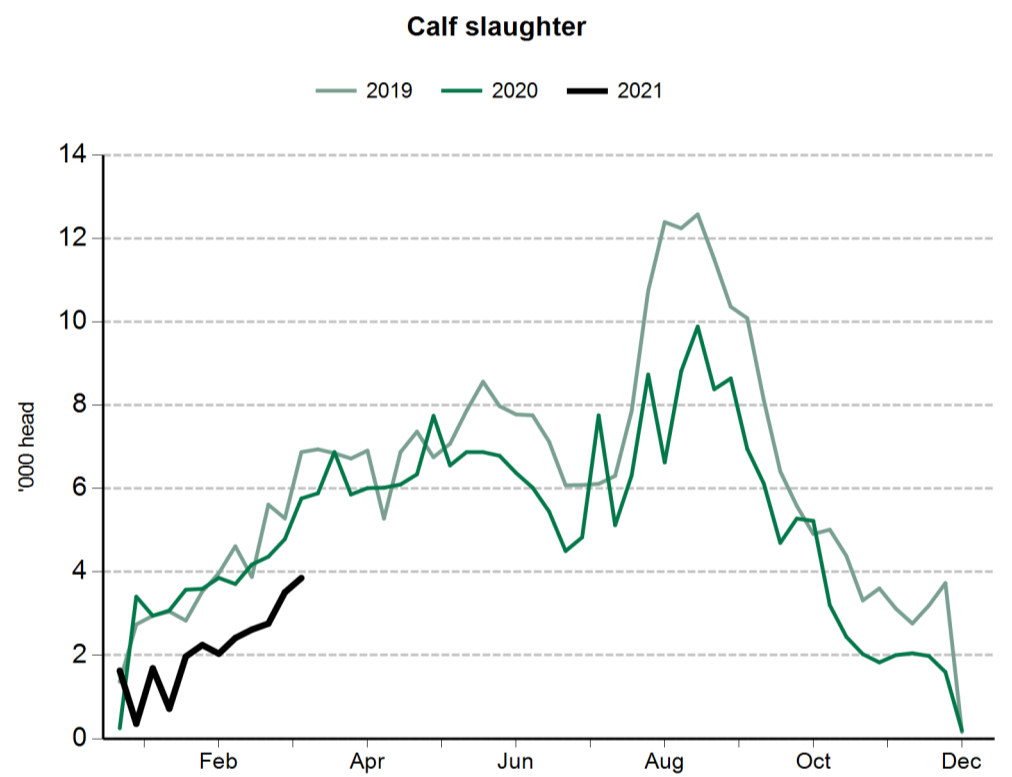
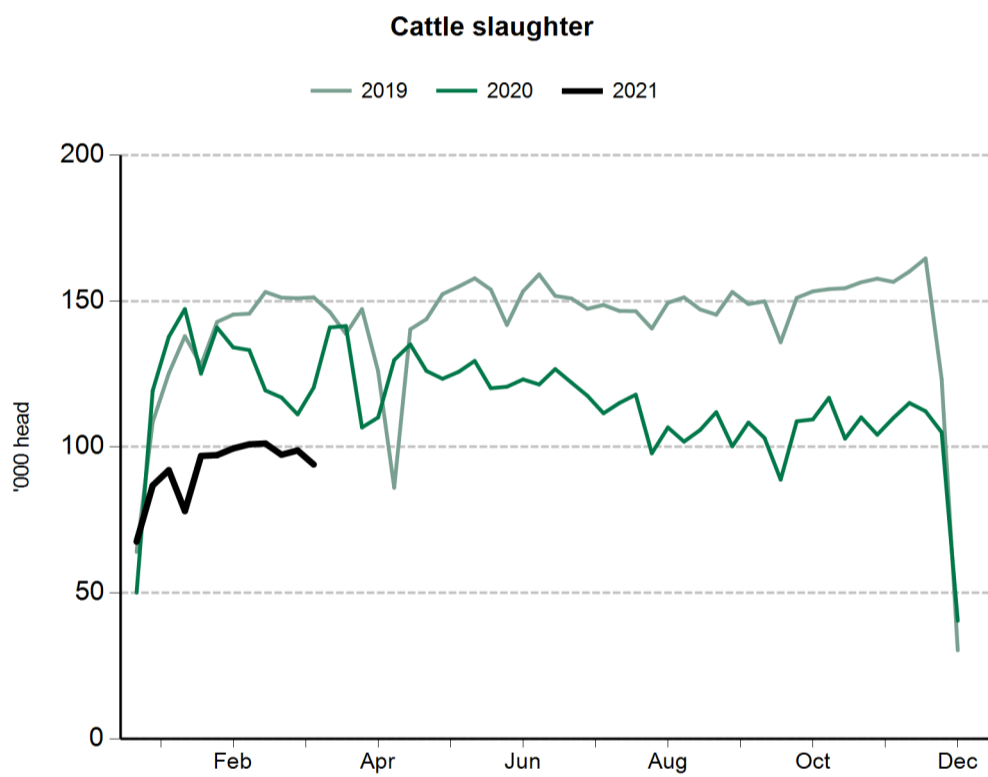
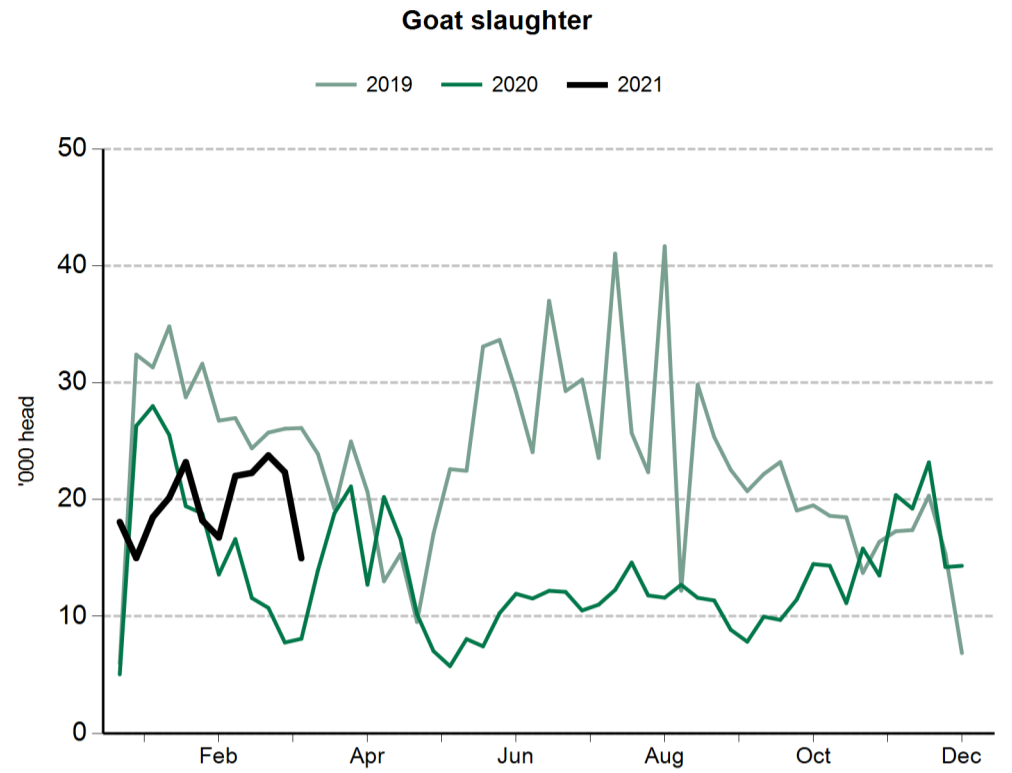
Sheep and lamb saleyard throughput		2 Apr 2021	26 Mar 2021	3 Apr 2020
NSW	Lambs	21,963	99,562	56,744
	Sheep	6,133	16,290	25,205
Victoria	Lambs	30,236	70,991	43,276
	Sheep	6,790	28,616	25,570
SA	Lambs	4,573	11,042	6,297
	Sheep	4,777	2,914	2,871
WA	Lambs	6,500	11,165	17,356
	Sheep	5,121	10,856	11,600
Tasmania	Lambs	1,813	1,078	550
	Sheep	563	662	1,400



Sheep and lamb slaughter		3 Apr 2020
Queensland	Lambs	1,769
	Sheep	1,056
NSW	Lambs	102,014
	Sheep	31,663
Victoria	Lambs	179,779
	Sheep	34,413
SA	Lambs	45,014
	Sheep	6,800
Tasmania	Lambs	2,776
	Sheep	2,873



Goat slaughter		3 Apr 2020
Queensland	Goats	8,916
NSW	Goats	1,165
Victoria	Goats	5,881
SA	Goats	2,860
Tasmania	Goats	nq



Cattle prices

National saleyard indicators	Live weight	Muscle/Fat	Unit	6 Apr 2021	7 Apr 2020
Restocker Steer	200-280kg	C2	¢/kg lwt	549	389
Feeder Steer	330-400kg	C2	¢/kg lwt	471	376
Vealer Steer	280-330kg	C2	¢/kg lwt	493	388
			¢/kg cwt	924	743
Trade Steer	330-400kg	C3	¢/kg lwt	463	347
			¢/kg cwt	832	644
Medium Steer	400-500kg	C3	¢/kg lwt	400	293
			¢/kg cwt	757	548
Heavy Steer	500-600kg	C4	¢/kg lwt	385	300
			¢/kg cwt	700	548
Medium Cow	400-520kg	D3	¢/kg lwt	268	244
			¢/kg cwt	554	505
Eastern Young Cattle Indicator (EYCI)			¢/kg cwt	879.75	713

Eastern states OTH indicators	Carcase weight	Muscle	Unit	10 Apr 2020
Trade steer	240-260kg	A-C	¢/kg cwt	552
Medium steer	260-280kg	A-C	¢/kg cwt	565
Heavy steer	300-400kg	A-C	¢/kg cwt	574
Medium cow	260-280kg	A-E	¢/kg cwt	474
MSA trade steer	240-260kg	A-C	¢/kg cwt	593

Feeder cattle indicators - paddock sales	Unit	3 Apr 2020
Domestic		
Steers 280-350kg	¢/kg lwt	354
Heifers 280-350kg	¢/kg lwt	328
Export		
Shortfed 100-120 DOF	¢/kg lwt	352
Mediumfed 120-220 DOF	¢/kg lwt	373
Longfed 220+ DOF	¢/kg lwt	330

State saleyard indicators				Queensland		NSW		Victoria		SA		Tasmania	
Category	Live weight	Muscle/Fat	Unit	6 Apr 2021	7 Apr 2020	6 Apr 2021	7 Apr 2020	6 Apr 2021	7 Apr 2020	6 Apr 2021	7 Apr 2020	6 Apr 2021	7 Apr 2020
Restocker Steer	200-280kg	C2	¢/kg lwt	549	386	528	407	nq	nq	422	nq	nq	nq
Feeder Steer	330-400kg	C2	¢/kg lwt	473	360	464	390	nq	nq	nq	nq	nq	nq
Vealer Steer	280-330kg	C2	¢/kg lwt	442	nq	513	406	448	nq	nq	nq	nq	nq
			¢/kg cwt	849	nq	954	774	845	nq	nq	nq	nq	nq
Trade Steer	330-400kg	C3	¢/kg lwt	nq	317	468	367	433	nq	422	nq	nq	nq
			¢/kg cwt	nq	590	838	673	817	nq	766	nq	nq	nq
Medium Steer	400-500kg	C3	¢/kg lwt	412	294	357	287	376	nq	405	nq	336	nq
			¢/kg cwt	781	548	658	539	710	nq	779	nq	622	nq
Heavy Steer	500-600kg	C4	¢/kg lwt	nq	301	389	299	377	nq	nq	nq	nq	nq
			¢/kg cwt	nq	551	695	544	711	nq	nq	nq	nq	nq
Medium Cow	400-520kg	D3	¢/kg lwt	266	235	277	259	299	nq	nq	nq	nq	nq
			¢/kg cwt	551	488	571	548	604	nq	nq	nq	nq	nq

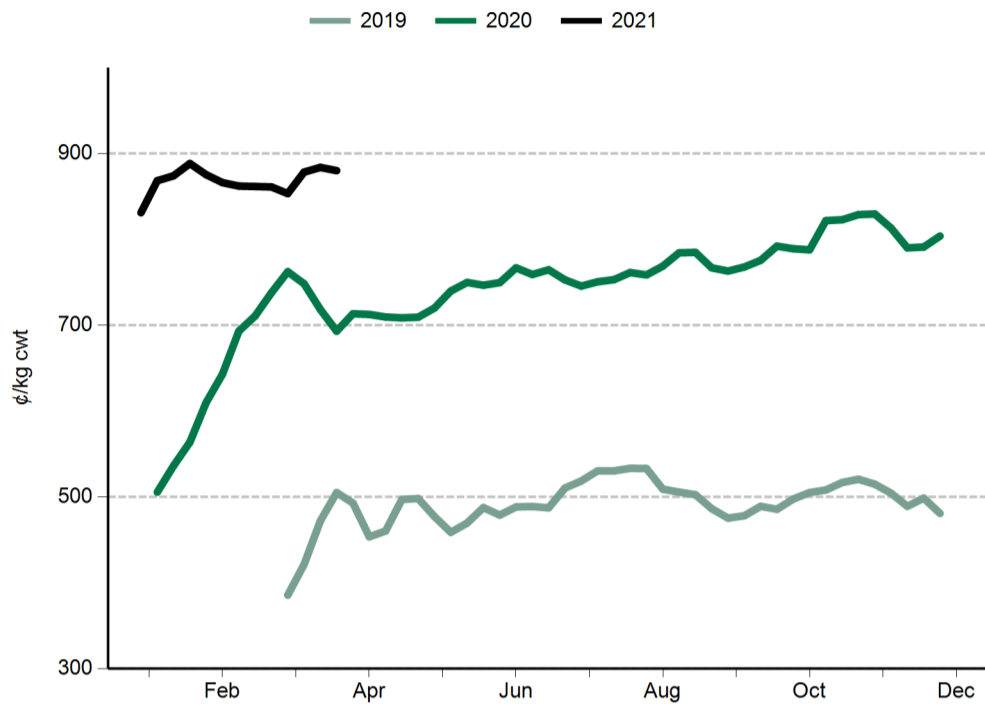
State over-the-hooks indicators				Queensland	NSW	Victoria	SA	Tasmania
Category	Carcase weight	Muscle	Unit	10 Apr 2020	10 Apr 2020	10 Apr 2020	10 Apr 2020	10 Apr 2020
Trade steer	240-260kg	A-C	¢/kg cwt	563	558	598	nq	487
Medium steer	260-280kg	A-C	¢/kg cwt	563	559	573	nq	nq
Heavy steer	300-400kg	A-C	¢/kg cwt	573	569	580	nq	nq
Medium cow	260-280kg	A-E	¢/kg cwt	464	488	476	487	457
MSA trade steer	240-260kg	A-C	¢/kg cwt	584	602	nq	nq	nq

WA saleyard indicators	Unit	6 Apr 2021	7 Apr 2020
WYCI	¢/kg cwt	805	nq
Medium Cow	¢/kg lwt	nq	nq
Medium Steer	¢/kg lwt	nq	nq

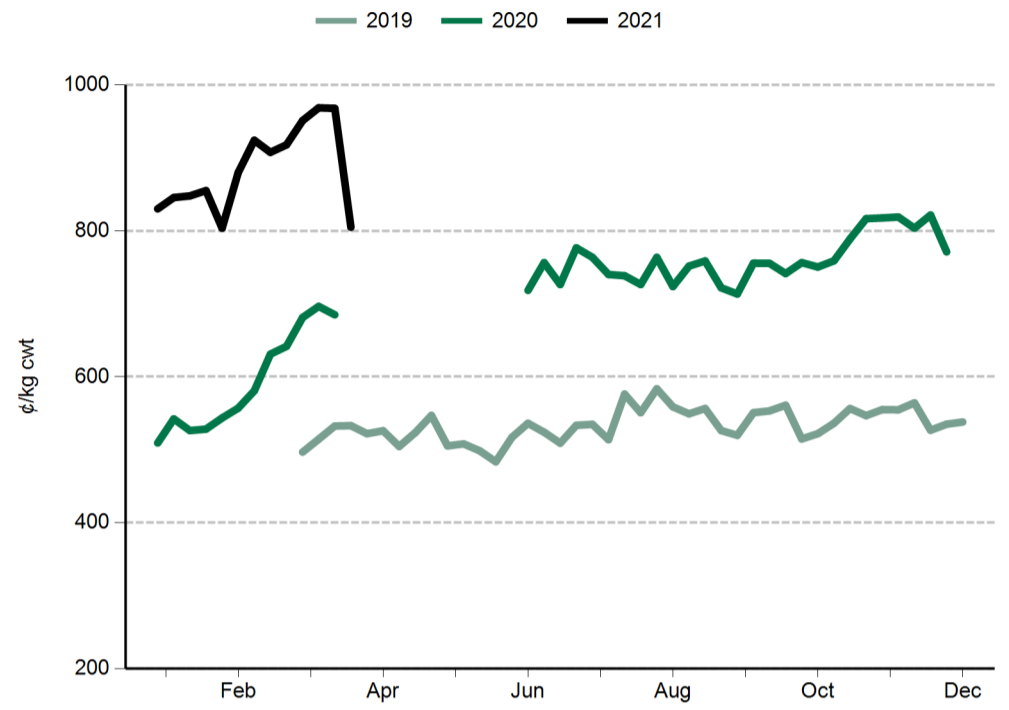
WA over-the-hooks indicators	Unit	10 Apr 2020
Grassfed yearling	¢/kg cwt	565
Grainfed yearling	¢/kg cwt	565
MSA yearling	¢/kg cwt	590

Live Export Price Quotes			Unit	3 Apr 2021
Light Steer	260 - 360 kg	Townsville	¢/kg lwt	400
	260 - 360 kg	Darwin	¢/kg lwt	nq
Light Heifer	260 - 360 kg	Townsville	¢/kg lwt	380
	260 - 360 kg	Darwin	¢/kg lwt	nq

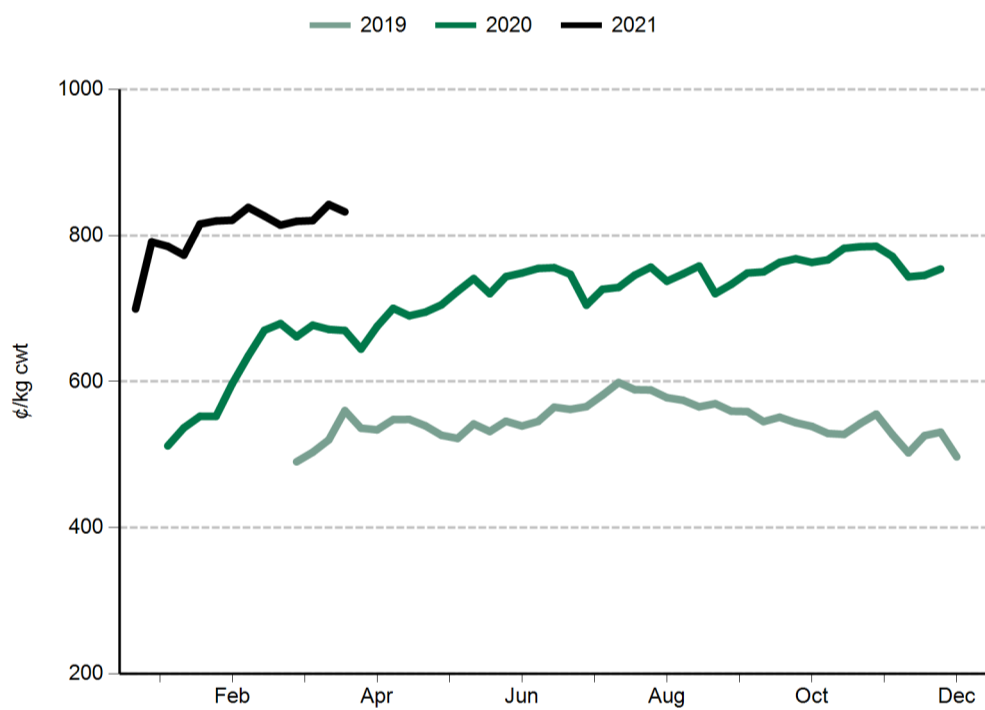
Eastern Young Cattle Indicator (EYCI)



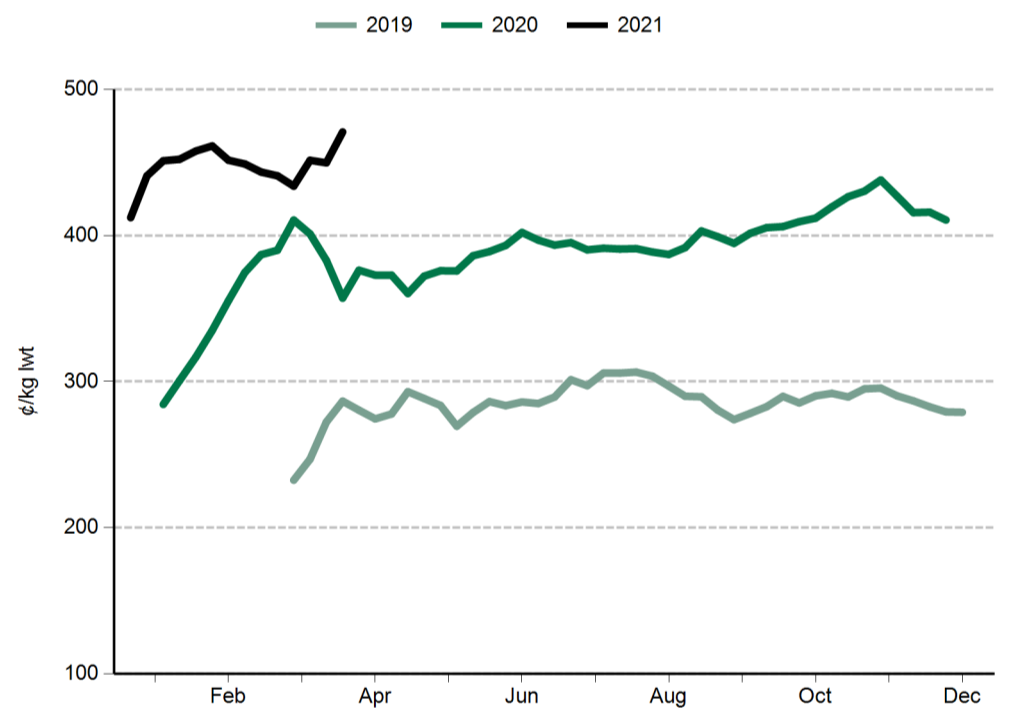
Western Young Cattle Indicator (WYCI)



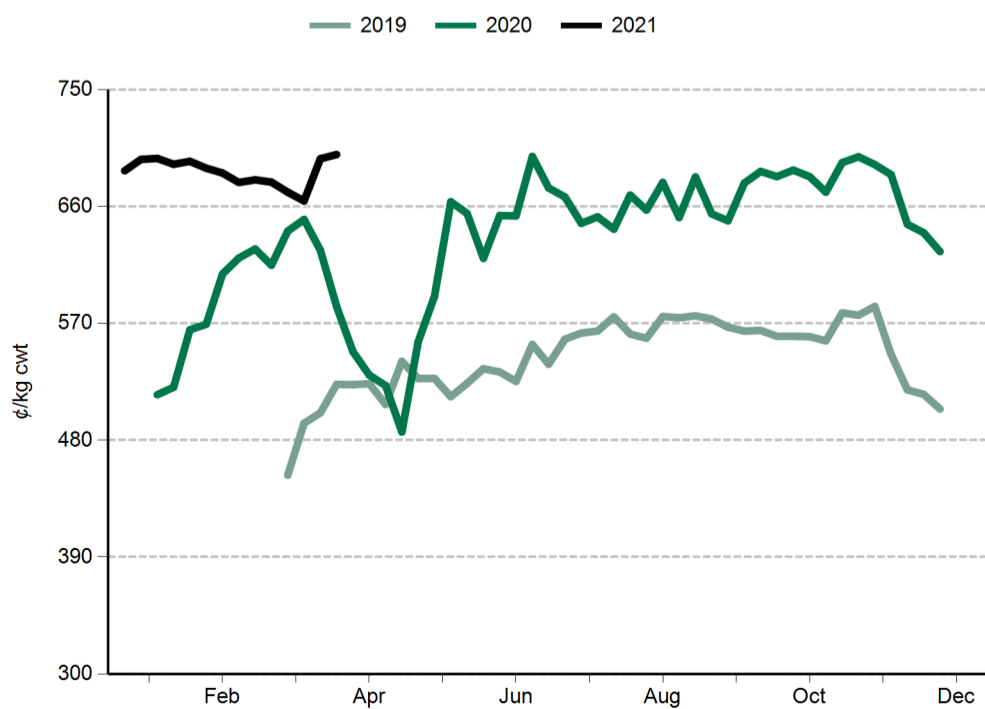
Trade steer



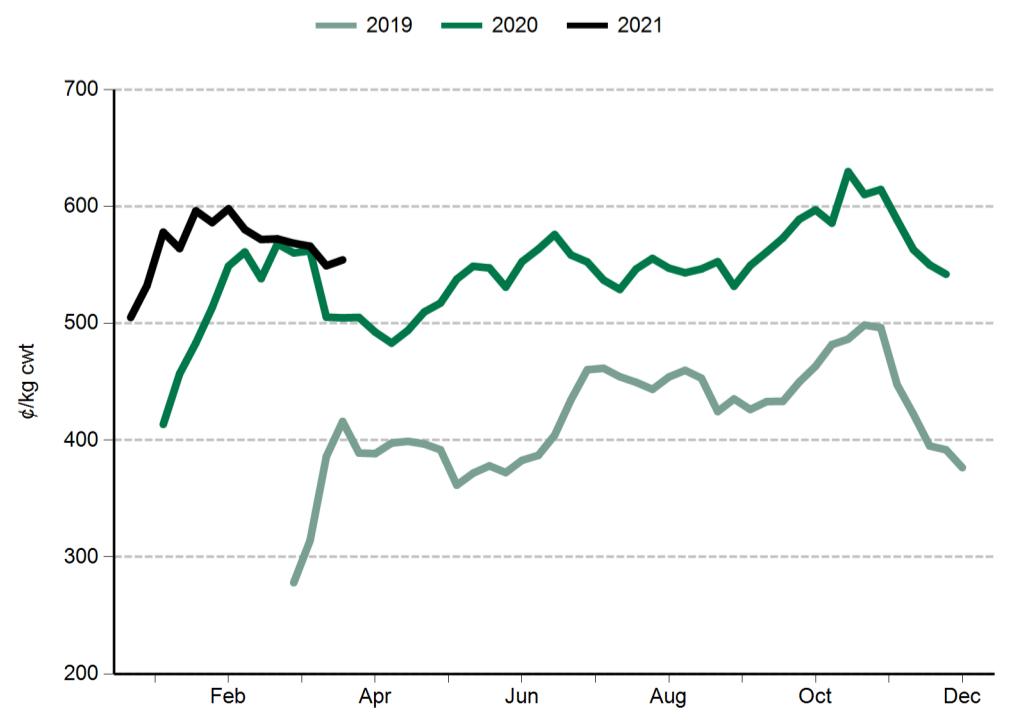
Feeder steer



Heavy steer



Medium cow



Sheep and lamb prices

Eastern States Trade Lamb Indicator (¢/kg cwt)	6 Apr 2021	7 Apr 2020
ESTLI	844	895

National saleyard sheep and lamb indicators (¢/kg cwt)		6 Apr 2021	7 Apr 2020
Merino lamb	16-22kg	790	800
Restocker/feeder lamb	0-18kg	929	910
Light lamb	12-18kg	816	857
Trade lamb	18-22kg	815	881
Heavy lamb	22+kg	803	885
Mutton	18-24kg	665	632

National OTH sheep and lamb indicators (¢/kg cwt)		10 Apr 2020
Medium trade lamb	18-20kg	788
Heavy trade lamb	20-22kg	797
Heavy lamb	22-24kg	797
Mutton	18-24kg	597

State saleyard sheep and lamb indicators (¢/kg cwt)		Victoria		NSW		SA		WA		Tasmania	
		6 Apr 2021	7 Apr 2020	6 Apr 2021	7 Apr 2020	6 Apr 2021	7 Apr 2020	6 Apr 2021	7 Apr 2020	6 Apr 2021	7 Apr 2020
Merino lamb	16-22kg	814	798	807	826	768	nq	669	726	nq	nq
Restocker/feeder lamb	0-18kg	940	917	1006	1091	1033	nq	678	596	1010	872
Light lamb	12-18kg	879	913	849	930	869	nq	678	717	948	887
Trade lamb	18-22kg	842	898	862	894	776	nq	709	739	813	721
Heavy lamb	22+kg	806	849	810	909	771	nq	750	817	785	745
Mutton	18-24kg	711	685	683	623	679	nq	558	561	752	608

Over-the-hooks sheep and lamb indicators (¢/kg cwt)		Victoria	NSW	SA	WA	Tasmania
		10 Apr 2020	10 Apr 2020	10 Apr 2020	10 Apr 2020	10 Apr 2020
Medium trade lamb	18-20kg	840	743	806	765	nq
Heavy trade lamb	20-22kg	840	775	806	765	nq
Heavy lamb	22-24kg	840	775	808	765	nq
Mutton	18-24kg	615	635	624	513	nq

Live export price quotes (A\$/head)		7 Apr 2020
Live wether	Muchea	nq

Glossary:

cwt – carcase weight

lwt – live weight

OTH – over-the-hooks. Refers to the marketing of cattle/sheep/lambs directly from the farm to an abattoir where a producer is paid for the value of the carcase based on a sliding grid.

CIF – Cost, insurance, freight. The quoted price for the goods including freight and insurance costs delivered to final destination.

C&F – Cost and freight. Refers to the quoted price for the goods, including freight to the delivery point, but not insurance.

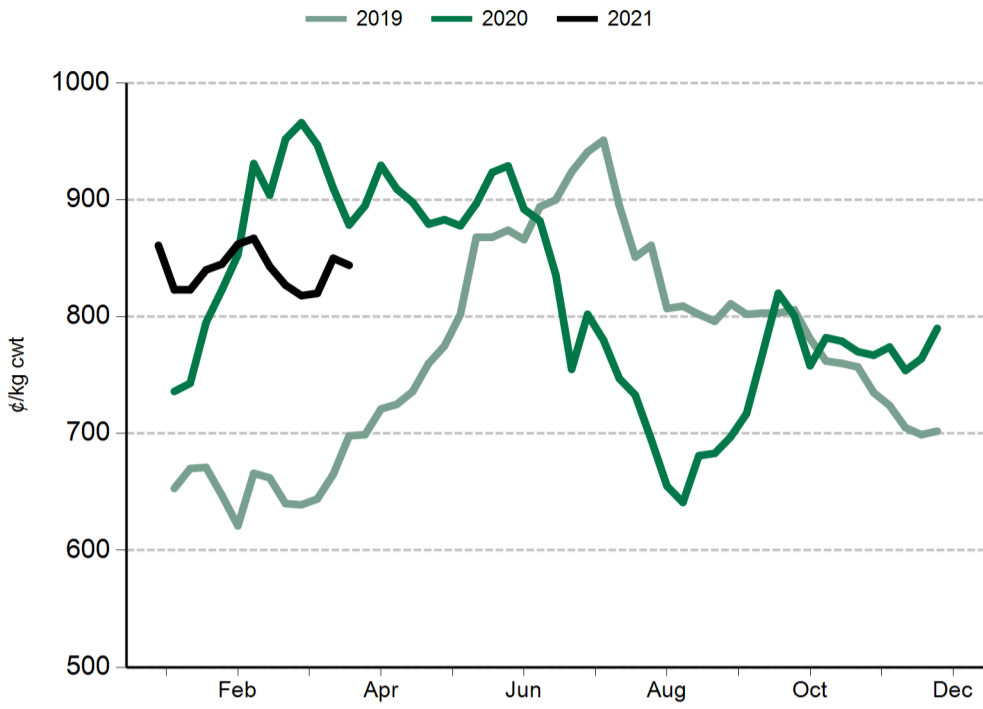
FAS – Free alongside ship. Refers to export price quotes where the seller is obliged to pay warehouse services, packing, inland freight and port charges, but not placement of goods onto the ship. The buyer is obliged to pay overseas freight, charges in foreign port, customs duties, quarantine and delivery to final destination. (See also 'FOB').

EYCI – Eastern Young Cattle Indicator. A seven day rolling average from 24 saleyards across NSW, Victoria and Queensland. It includes vealer and yearling heifers and steers, grade score C2 or C3, with live weight from 200kg.

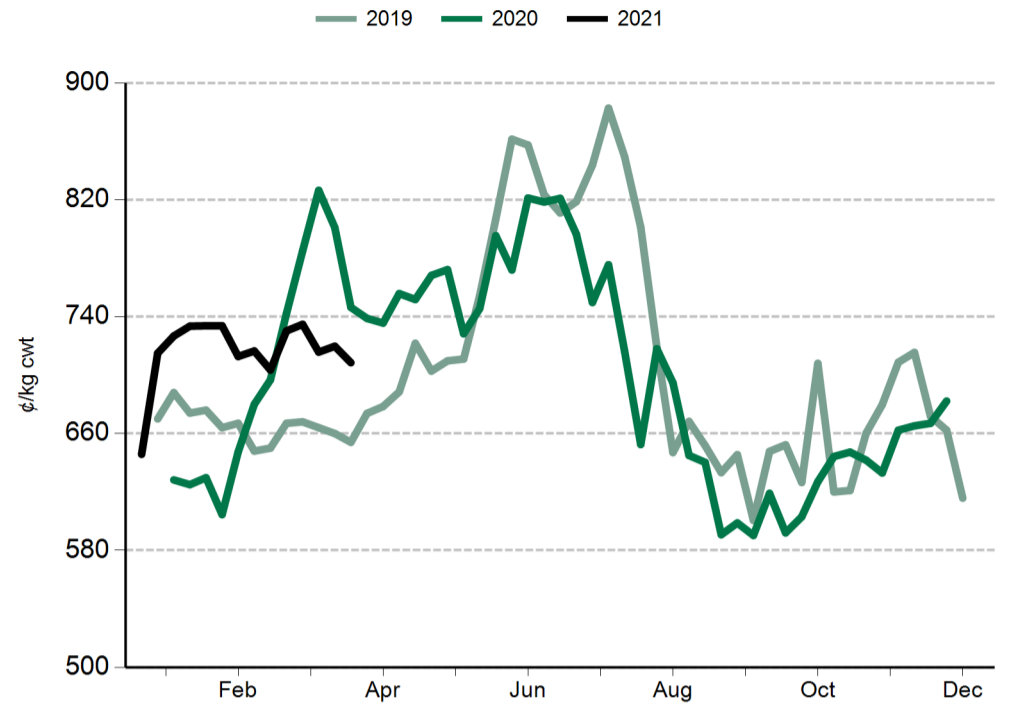
WYCI – Western Young Cattle Indicator. A benchmark of the value of young cattle in WA saleyards. It includes vealer and yearling heifers and steers, grade score C2 or C3, 180kg+ live weight.

All data is collected by MLA's NLRS, unless specified otherwise.

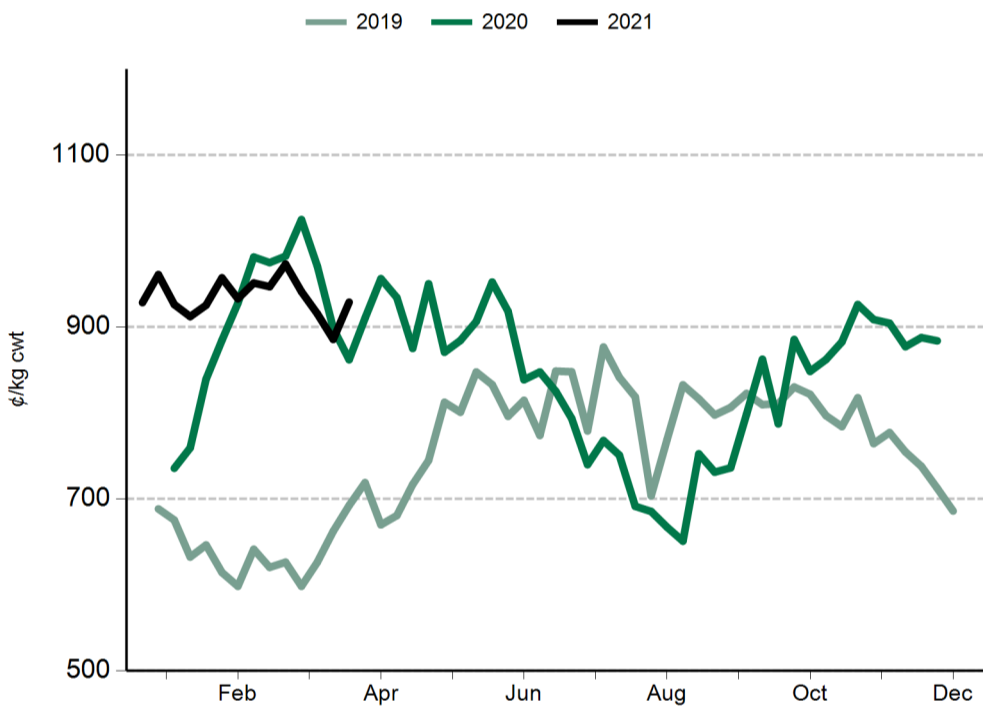
Eastern States Trade Lamb Indicator (ESTLI)



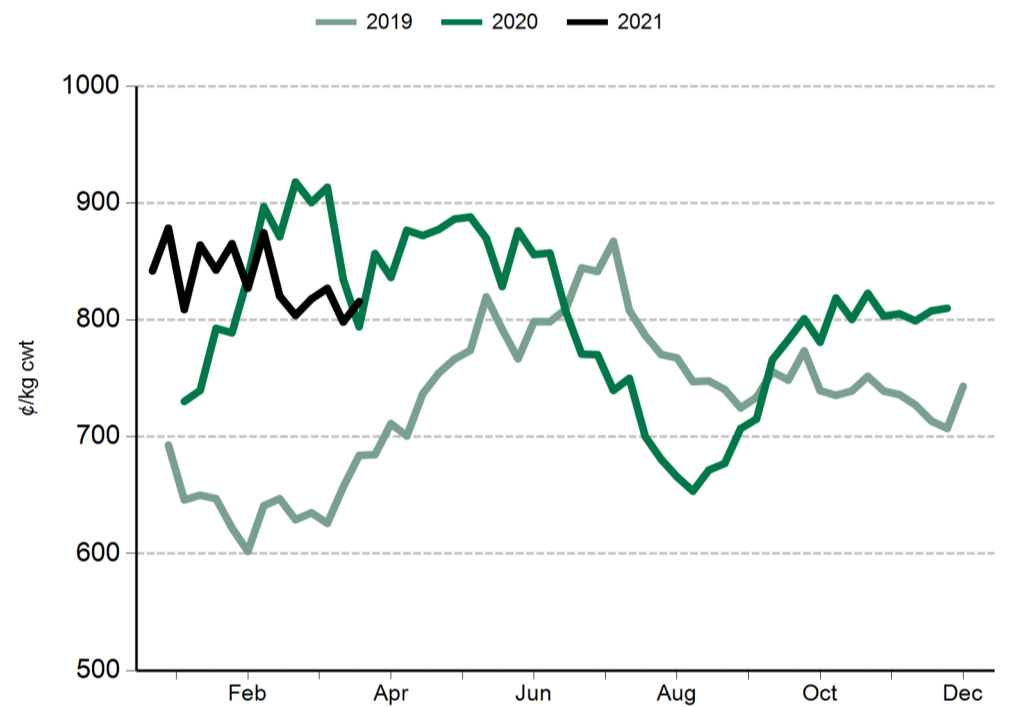
Western Trade Lamb Indicator (WTLI)



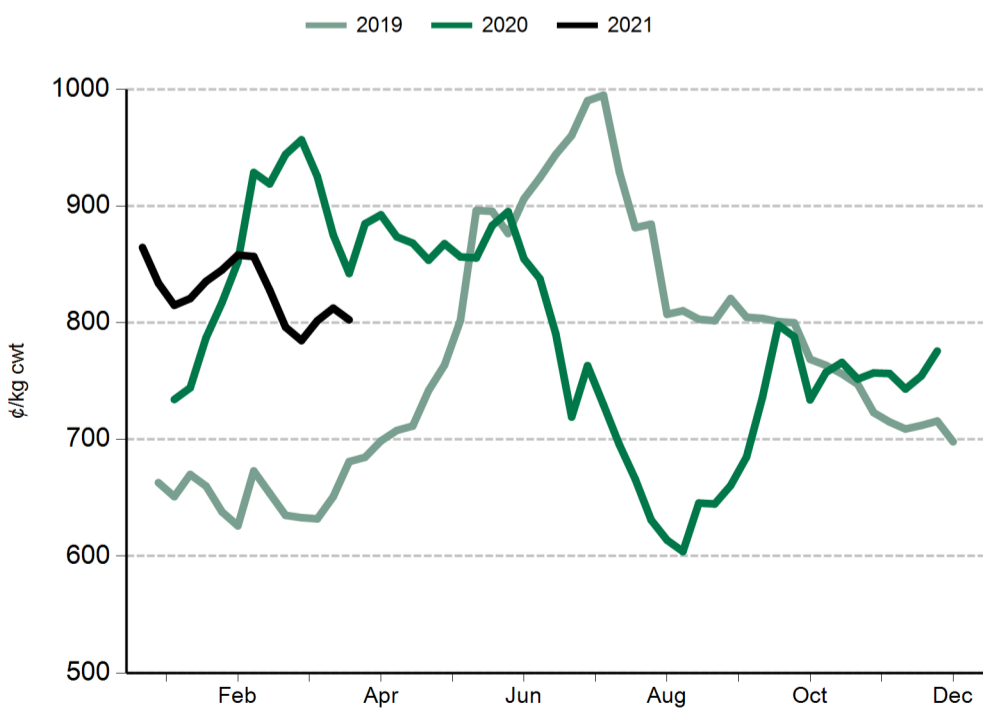
Restocker lamb



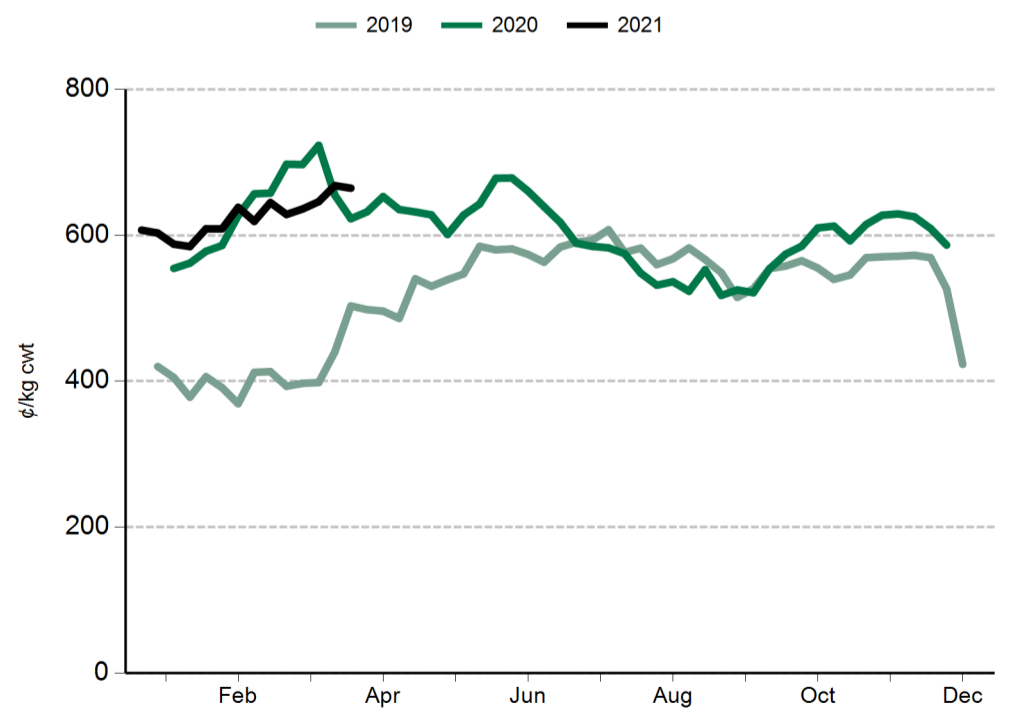
Light lamb



Heavy lamb

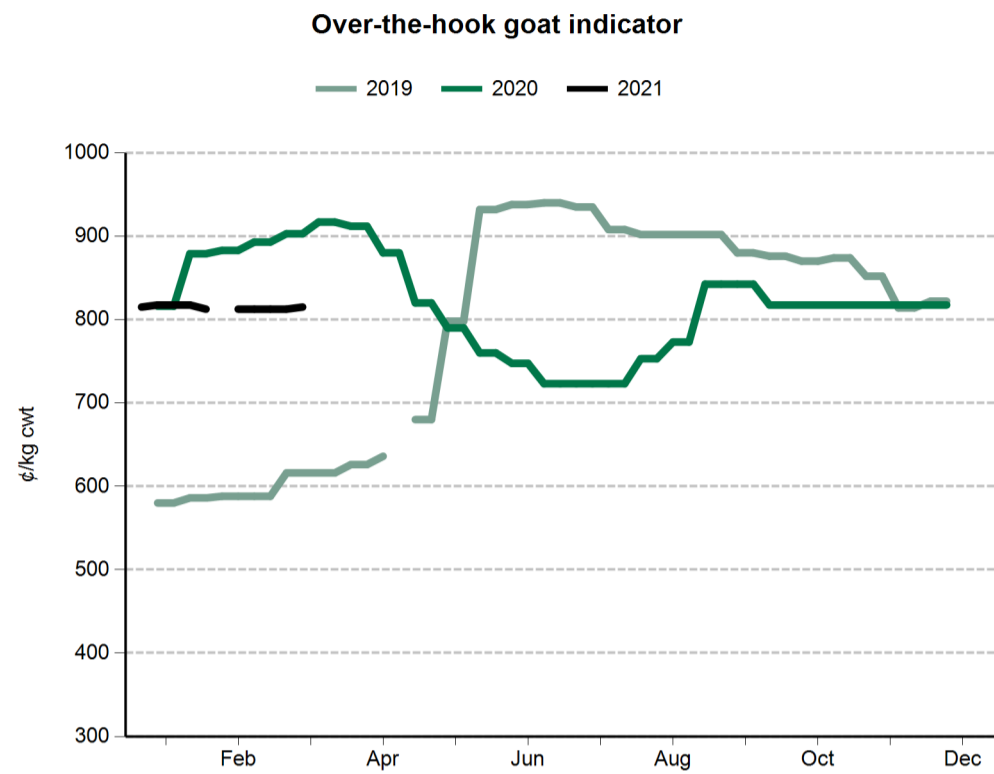


Mutton



General statistics

Over-the-hooks goat indicators (A¢/kg cwt)			10 Apr 2020
8.1-10kg			912
10.1-12kg			912
12.1-16kg			912
16.1-20kg			912
20.1kg+			912
Skin indicators - Lambs			3 Apr 2020
2" +	16.1 - 20kg		200
	20.1 - 24kg		275
	24.1kg +		438
1" - 2"	16.1 - 20kg		150
	20.1 - 24kg		125
	24.1kg +		275
0.5" - 1"	16.1 - 20kg		nq
	20.1 - 24kg		75
	24.1kg +		163
New Season	16.1 - 20kg		150
	20.1 - 24kg		269
	24.1kg +		388
Skin indicators - Merino sheep (average 25 micron)			
1.5" - 2"	16.1 - 20kg		1000
	20.1 - 24kg		1125
	24.1kg +		1275



Grain prices - Darling Downs (A\$/tonne)		2 Apr 2021
Wheat		287
Barley		260
Sorghum		300
Grain prices - Riverina (A\$/tonne)		
Wheat		265
Barley		

Source: Profarmer Australia

PLEASE NOTE

MLA no longer reports on fodder prices, tallow prices or the EMI on a weekly basis.

These can be accessed separately through these links:

- [Fodder prices \(Dairy Australia\)](#)
- [Tallow prices \(MLA monthly co-product report\)](#)
- [EMI \(AWEX\)](#)

US imported beef prices (CIF)			3 Apr 2020
Bull 95CL	US¢/lb		222.5
	A¢/kg		805.6
Cow 90CL	US¢/lb		211.0
	A¢/kg		763.9
CC/CF 85CL	US¢/lb		196.0
	A¢/kg		709.6
Shank 90CL	US¢/lb		208.5
	A¢/kg		754.9
Trim 85CL	US¢/lb		194.5
	A¢/kg		704.2
Trim 80CL	US¢/lb		167.5
	A¢/kg		606.4
Trim 75CL	US¢/lb		171.0
	A¢/kg		619.1
Trim 65CL	US¢/lb		nq
	A¢/kg		nq
Outside flats	US¢/lb		nq
	A¢/kg		nq
Knuckles	US¢/lb		262.5
	A¢/kg		950.4
Inside cap off	US¢/lb		302.5
	A¢/kg		1095.2

Source: Steiner Consulting Group

