

The following weekly statistical summary includes the following information:

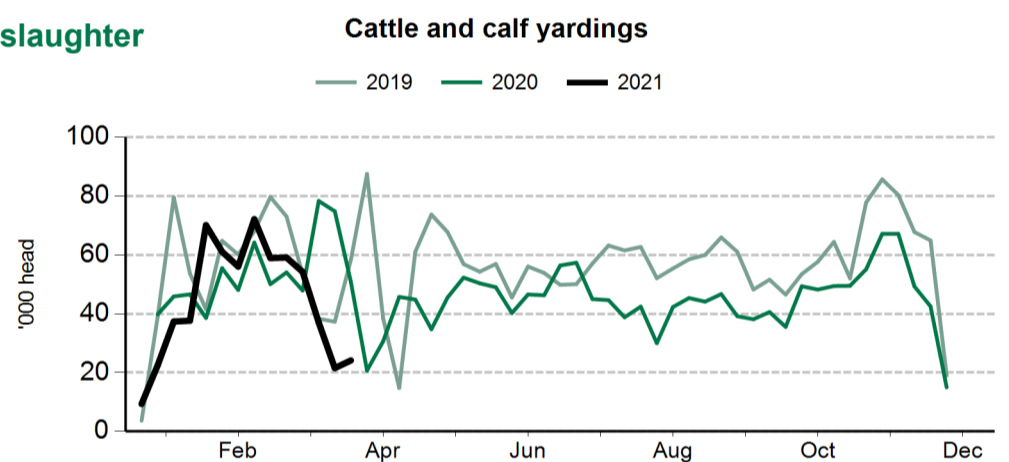
- **Livestock movements**.....pages 1-2
 - Cattle yardings
 - Sheep yardings
 - Cattle slaughter
 - Sheep, lamb and goat slaughter
- **Cattle price indicators**.....pages 3-4
 - Saleyard indicators
 - Over-the-hook indicators
 - Live export indicators
- **Sheep and lamb indicators**.....pages 5-6
 - Saleyard indicators
 - Over-the-hook indicators
 - Live export indicators

Cattle movements

Cattle saleyard throughput		9 Apr 2021	2 Apr 2021	10 Apr 2020
Queensland	Cattle	6,770	8,853	8,400
NSW	Cattle	9,604	6,931	6,242
Victoria	Cattle	5,071	5,707	4,608
SA	Cattle	1,438	812	597
WA	Cattle	1,234	1,800	889
Tasmania	Cattle	145	50	nq

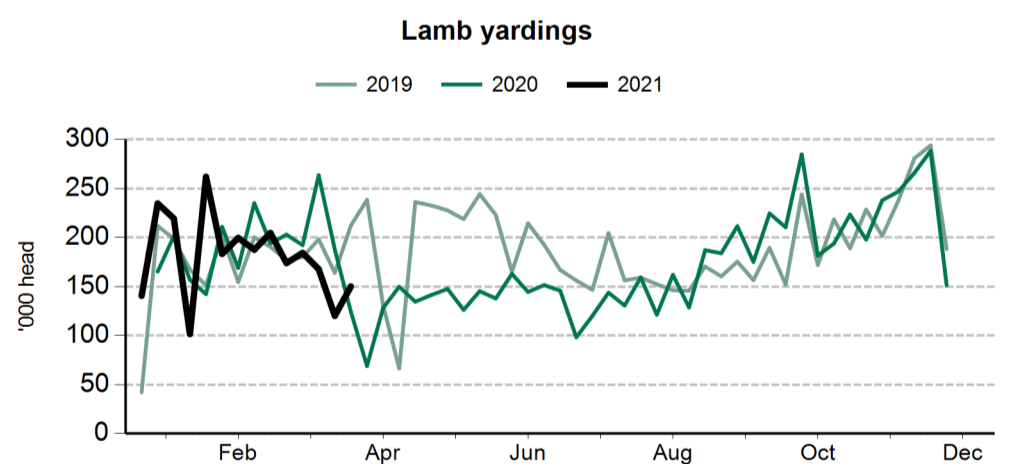
Cattle slaughter		10 Apr 2020
Queensland	Cattle	54,637
	Calves	69
NSW	Cattle	26,649
	Calves	1,727
Victoria	Cattle	19,038
	Calves	3,891
SA	Cattle	2,437
	Calves	6
Tasmania	Cattle	3,893
	Calves	164

[Click here for updated slaughter](#)

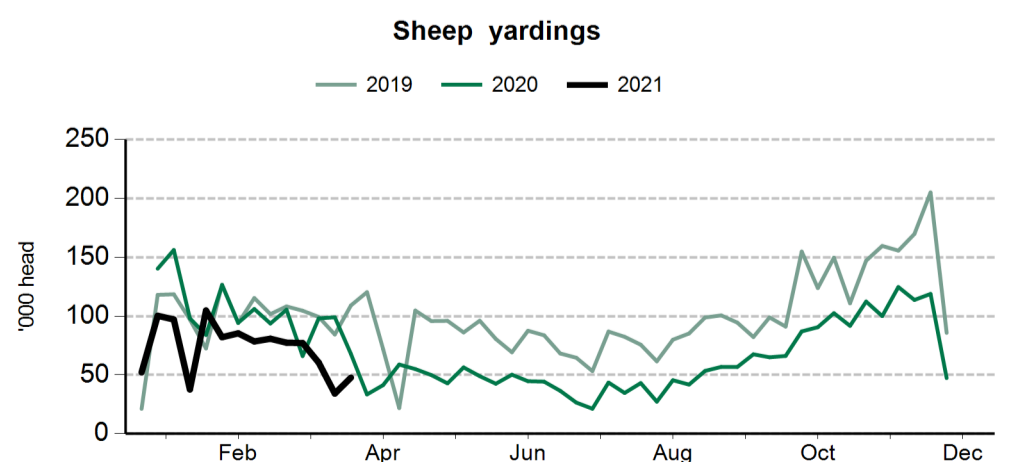


Smallstock movements

Sheep and lamb saleyard throughput		9 Apr 2021	2 Apr 2021	10 Apr 2020
NSW	Lambs	43,141	75,681	29,004
	Sheep	15,510	19,412	11,951
Victoria	Lambs	58,237	57,583	26,072
	Sheep	20,185	18,802	11,472
SA	Lambs	14,926	6,930	4,733
	Sheep	15,626	4,929	2,393
WA	Lambs	3,000	7,354	8,370
	Sheep	1,069	3,900	7,000
Tasmania	Lambs	3,142	1,813	330
	Sheep	3,115	563	440

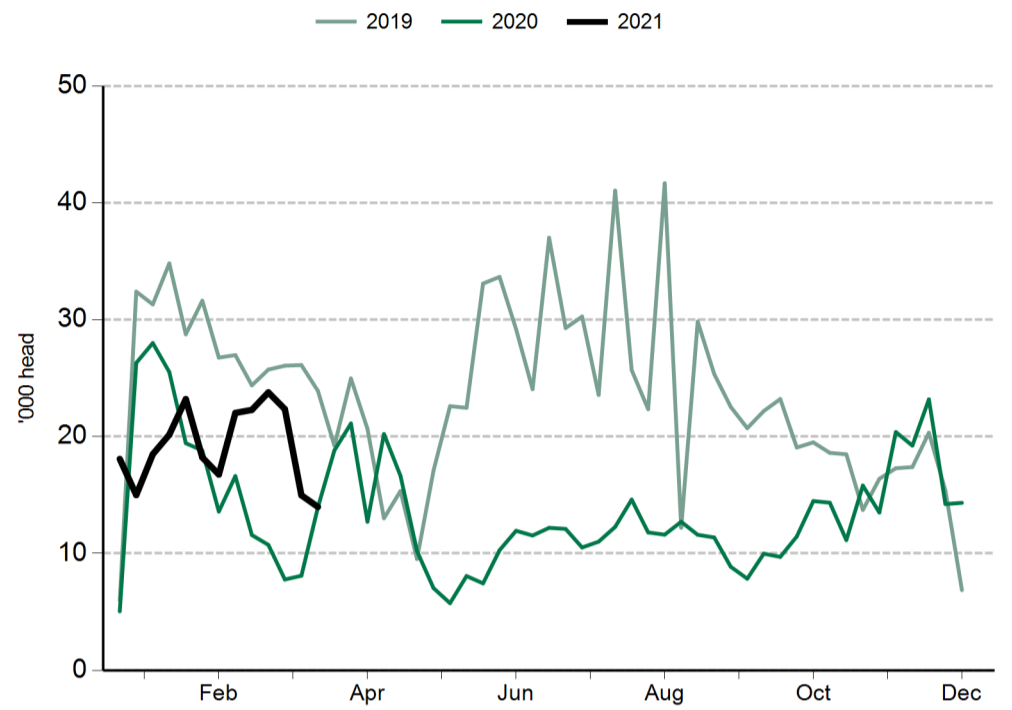


Sheep and lamb slaughter		10 Apr 2020
Queensland	Lambs	93
	Sheep	614
NSW	Lambs	83,793
	Sheep	22,541
Victoria	Lambs	138,847
	Sheep	26,665
SA	Lambs	34,523
	Sheep	3,008
Tasmania	Lambs	2,725
	Sheep	2,095

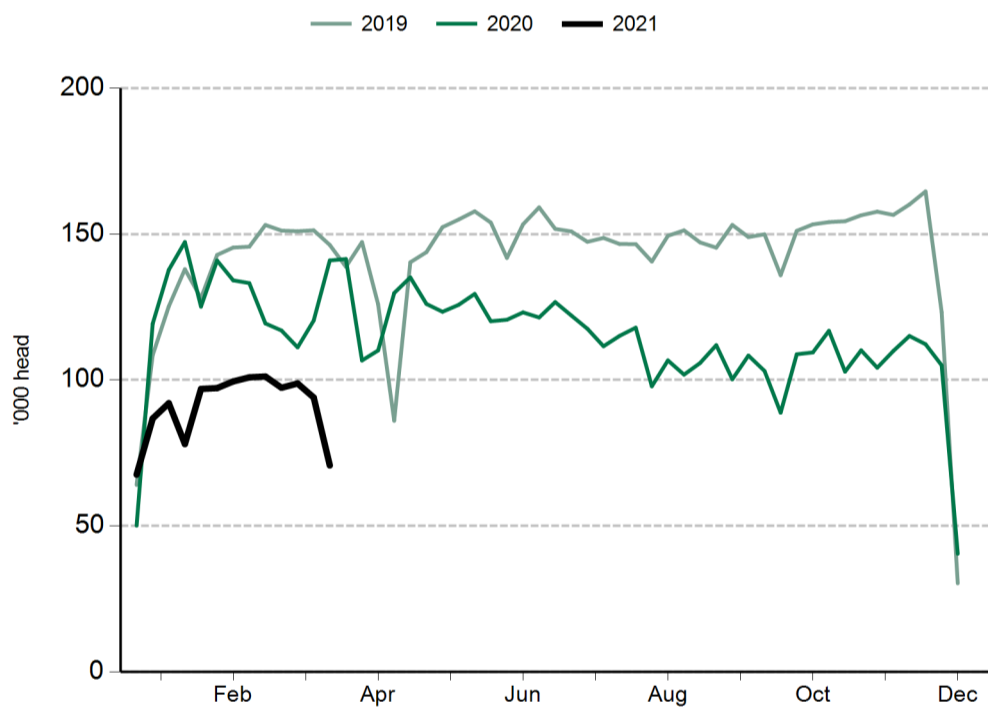


Goat slaughter		10 Apr 2020
Queensland	Goats	9,922
NSW	Goats	923
Victoria	Goats	6,147
SA	Goats	4,127
Tasmania	Goats	nq

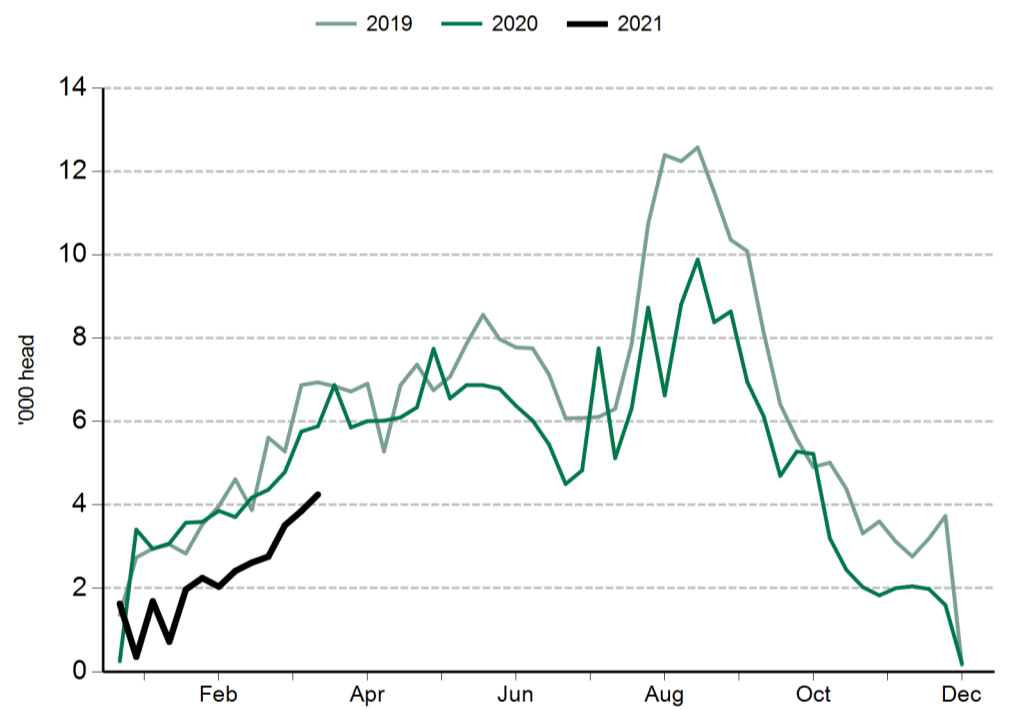
Goat slaughter



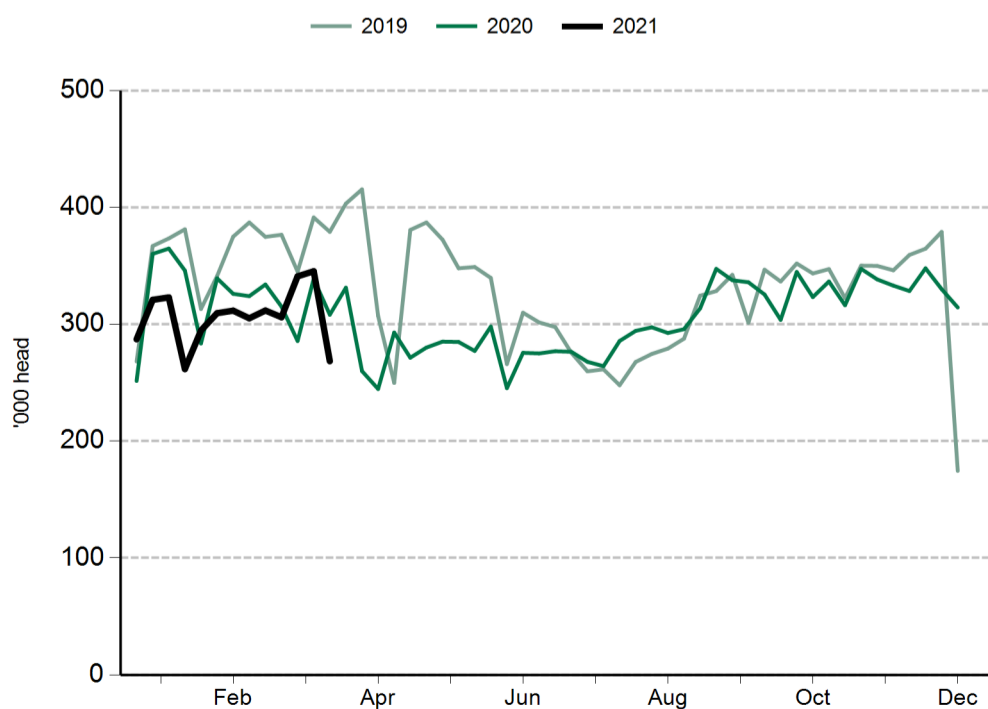
Cattle slaughter



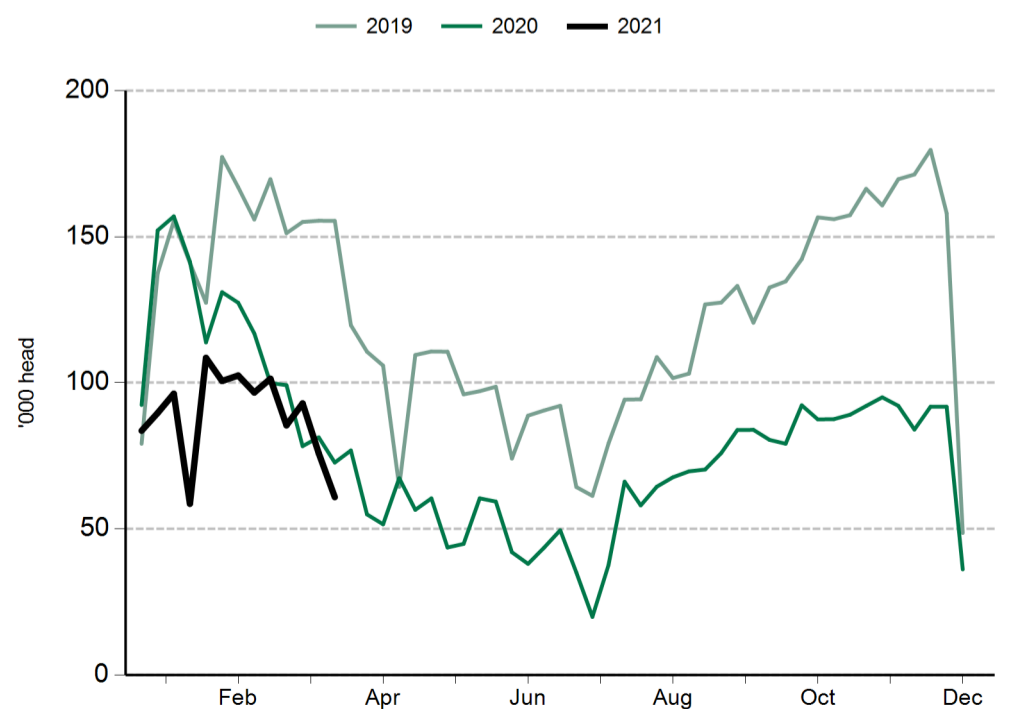
Calf slaughter



Lamb slaughter



Sheep slaughter



Cattle prices

National saleyard indicators	Live weight	Muscle/Fat	Unit	13 Apr 2021	14 Apr 2020
Restocker Steer	200-280kg	C2	¢/kg lwt	571	400
Feeder Steer	330-400kg	C2	¢/kg lwt	463	373
Vealer Steer	280-330kg	C2	¢/kg lwt	526	412
			¢/kg cwt	1004	774
Trade Steer	330-400kg	C3	¢/kg lwt	465	364
			¢/kg cwt	848	675
Medium Steer	400-500kg	C3	¢/kg lwt	404	262
			¢/kg cwt	754	485
Heavy Steer	500-600kg	C4	¢/kg lwt	383	292
			¢/kg cwt	691	530
Medium Cow	400-520kg	D3	¢/kg lwt	280	238
			¢/kg cwt	575	492
Eastern Young Cattle Indicator (EYCI)			¢/kg cwt	893.00	712.25

[Click here for EYCI report](#)

Eastern states OTH indicators	Carcase weight	Muscle	Unit	17 Apr 2020
Trade steer	240-260kg	A-C	¢/kg cwt	542
Medium steer	260-280kg	A-C	¢/kg cwt	555
Heavy steer	300-400kg	A-C	¢/kg cwt	564
Medium cow	260-280kg	A-E	¢/kg cwt	466
MSA trade steer	240-260kg	A-C	¢/kg cwt	584

[Click here for OTH indicators](#)

Feeder cattle indicators - paddock sales			10 Apr 2020
Domestic			Unit
Steers 280-350kg		¢/kg lwt	354
Heifers 280-350kg		¢/kg lwt	328
Export			Unit
Shortfed 100-120 DOF		¢/kg lwt	352
Mediumfed 120-220 DOF		¢/kg lwt	373
Longfed 220+ DOF		¢/kg lwt	330

State saleyard indicators				Queensland		NSW		Victoria		SA		Tasmania
Category	Live weight	Muscle/Fat	Unit	13 Apr 2021	14 Apr 2020	13 Apr 2021	14 Apr 2020	13 Apr 2021	14 Apr 2020	13 Apr 2021	14 Apr 2020	14 Apr 2020
Restocker Steer	200-280kg	C2	¢/kg lwt	561	400	661	403	nq	nq	nq	nq	nq
Feeder Steer	330-400kg	C2	¢/kg lwt	468	371	461	391	450	nq	nq	nq	nq
Vealer Steer	280-330kg	C2	¢/kg lwt	414	nq	535	412	486	nq	481	nq	nq
			¢/kg cwt	790	nq	1012	774	920	nq	962	nq	nq
Trade Steer	330-400kg	C3	¢/kg lwt	415	368	472	384	462	nq	439	nq	318
			¢/kg cwt	716	669	842	705	872	nq	854	nq	600
Medium Steer	400-500kg	C3	¢/kg lwt	363	250	413	298	415	nq	400	nq	nq
			¢/kg cwt	671	463	768	nq	773	nq	757	nq	nq
Heavy Steer	500-600kg	C4	¢/kg lwt	364	nq	385	292	389	nq	nq	nq	nq
			¢/kg cwt	673	nq	692	530	720	nq	nq	nq	nq
Medium Cow	400-520kg	D3	¢/kg lwt	274	236	292	241	292	nq	nq	nq	nq
			¢/kg cwt	563	489	607	509	587	nq	nq	nq	nq

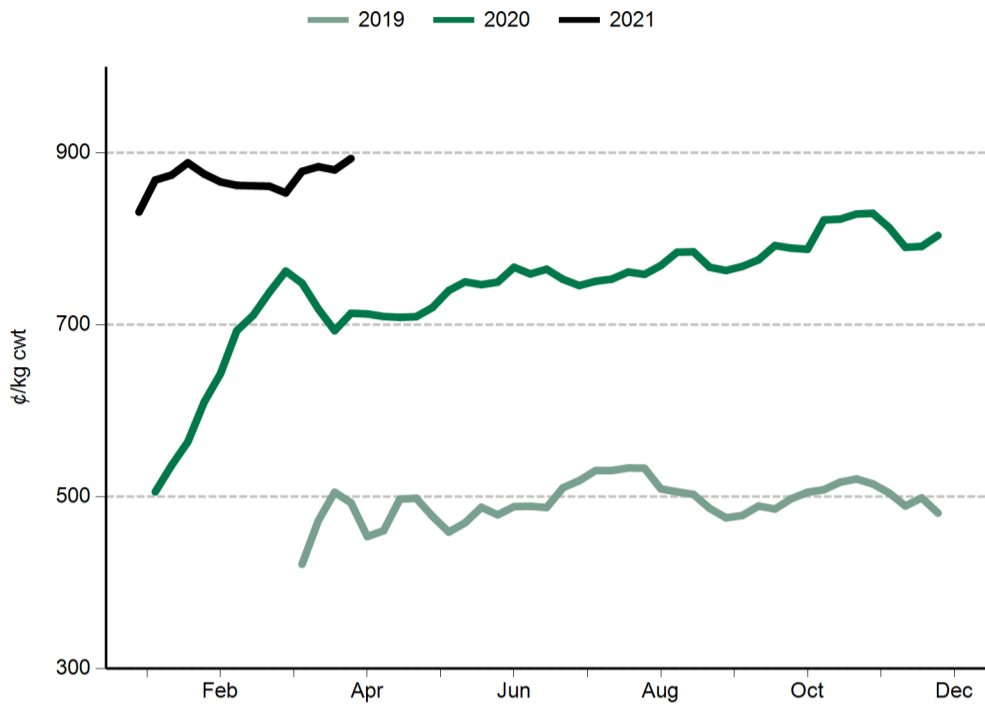
State over-the-hooks indicators				Queensland	NSW	Victoria	SA	Tasmania
Category	Carcase weight	Muscle	Unit	17 Apr 2020	17 Apr 2020	17 Apr 2020	17 Apr 2020	17 Apr 2020
Trade steer	240-260kg	A-C	¢/kg cwt	552	542	592	nq	482
Medium steer	260-280kg	A-C	¢/kg cwt	552	540	573	nq	nq
Heavy steer	300-400kg	A-C	¢/kg cwt	562	550	580	nq	nq
Medium cow	260-280kg	A-E	¢/kg cwt	455	466	476	482	452
MSA trade steer	240-260kg	A-C	¢/kg cwt	576	591	nq	nq	nq

WA saleyard indicators			Unit	13 Apr 2021	14 Apr 2020
WYCI		¢/kg cwt		975	nq
Medium Steer		¢/kg lwt		379	nq
Medium Cow		¢/kg lwt		287	nq

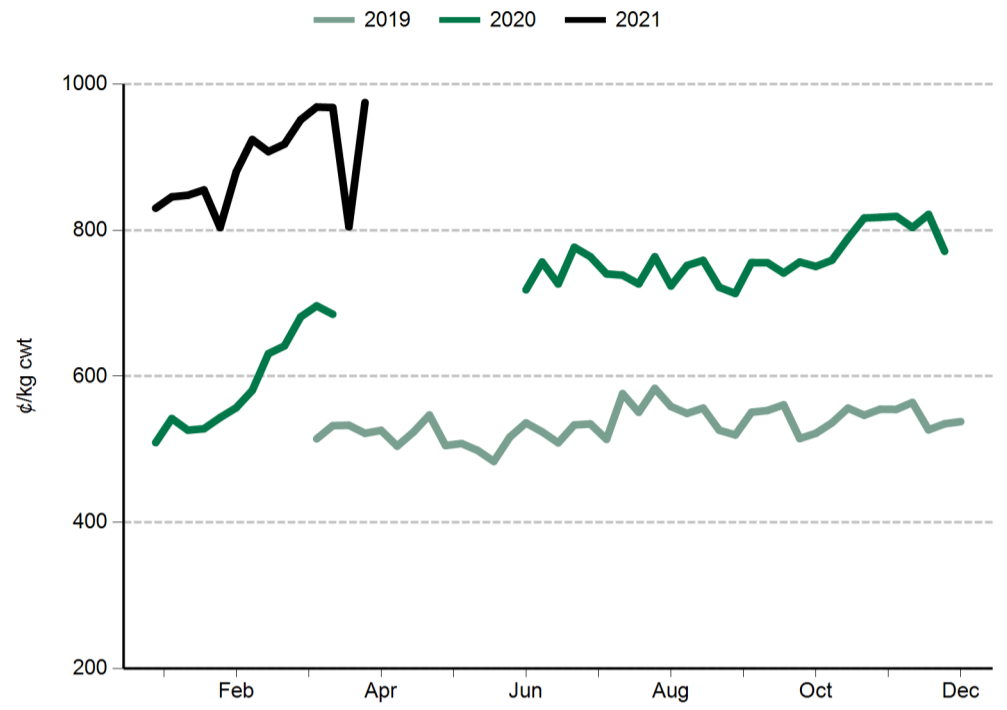
WA over-the-hooks indicators			Unit	17 Apr 2020
Grassfed yearling		¢/kg cwt		565
Grainfed yearling		¢/kg cwt		565
MSA yearling		¢/kg cwt		590

Live Export Price Quotes				Unit	10 Apr 2020
Light Steer	260 - 360 kg	Townsville	¢/kg lwt		nq
	260 - 360 kg	Darwin	¢/kg lwt		350
Light Heifer	260 - 360 kg	Townsville	¢/kg lwt		nq
	260 - 360 kg	Darwin	¢/kg lwt		320

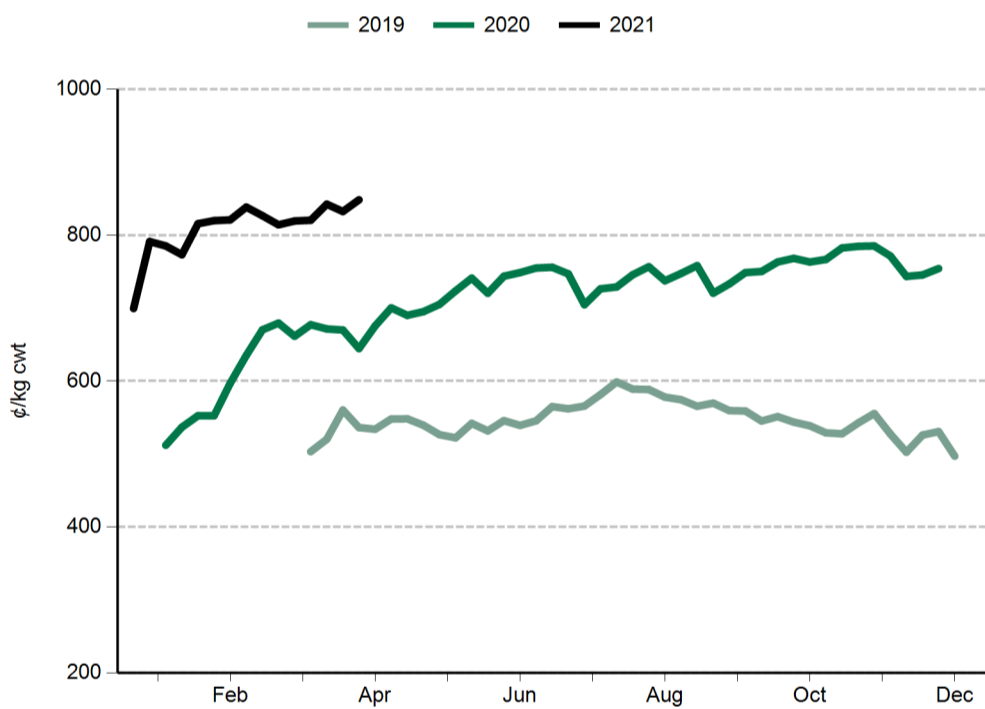
Eastern Young Cattle Indicator (EYCI)



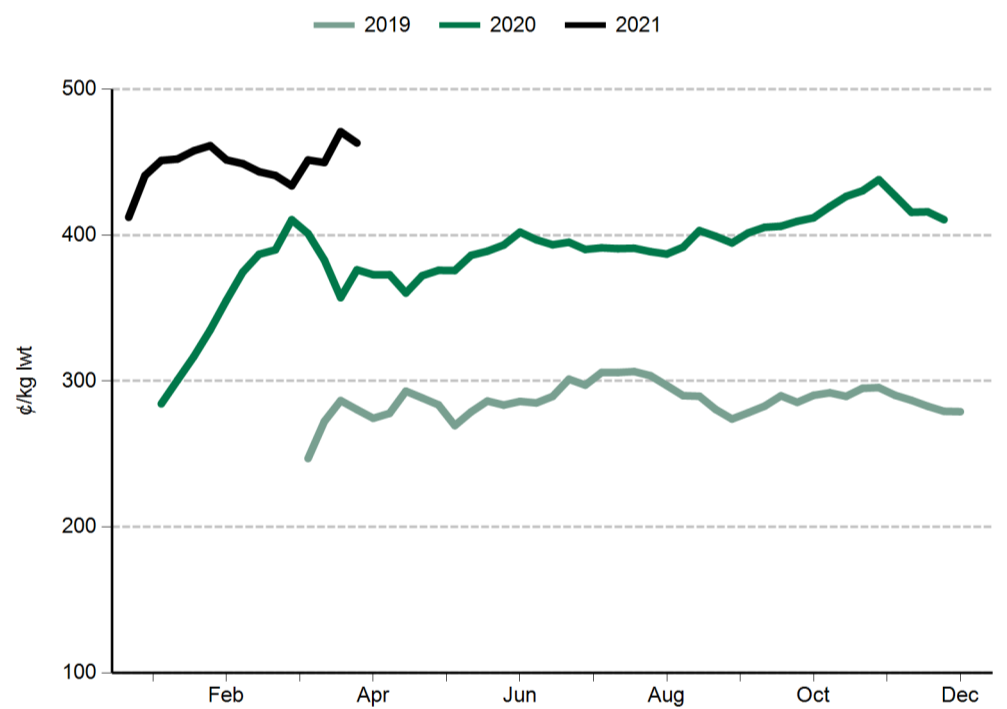
Western Young Cattle Indicator (WYCI)



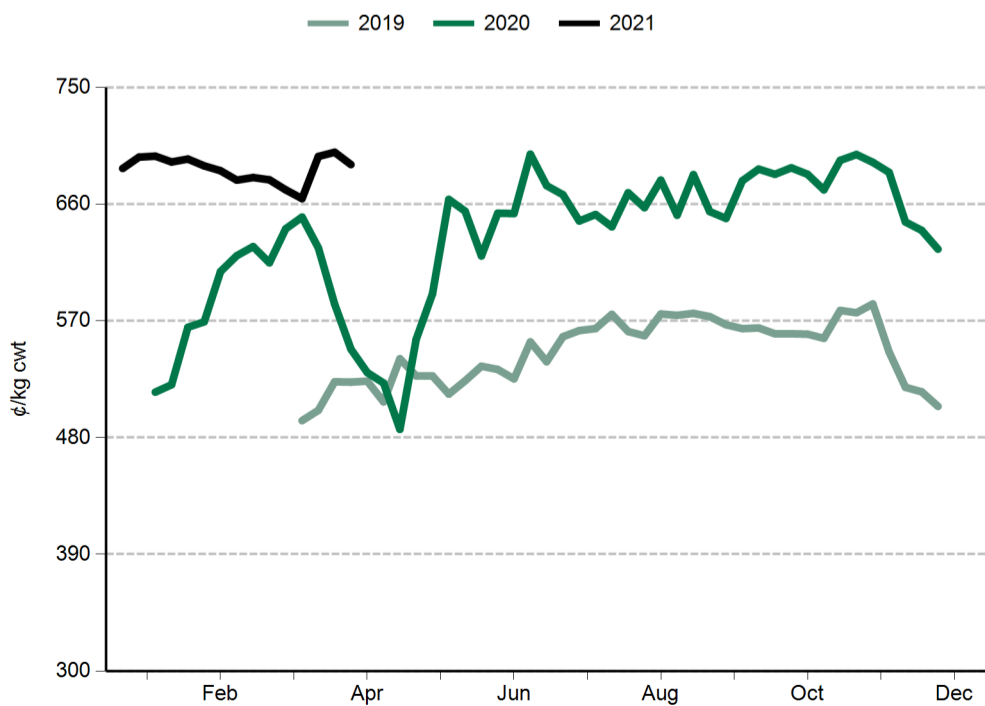
Trade steer



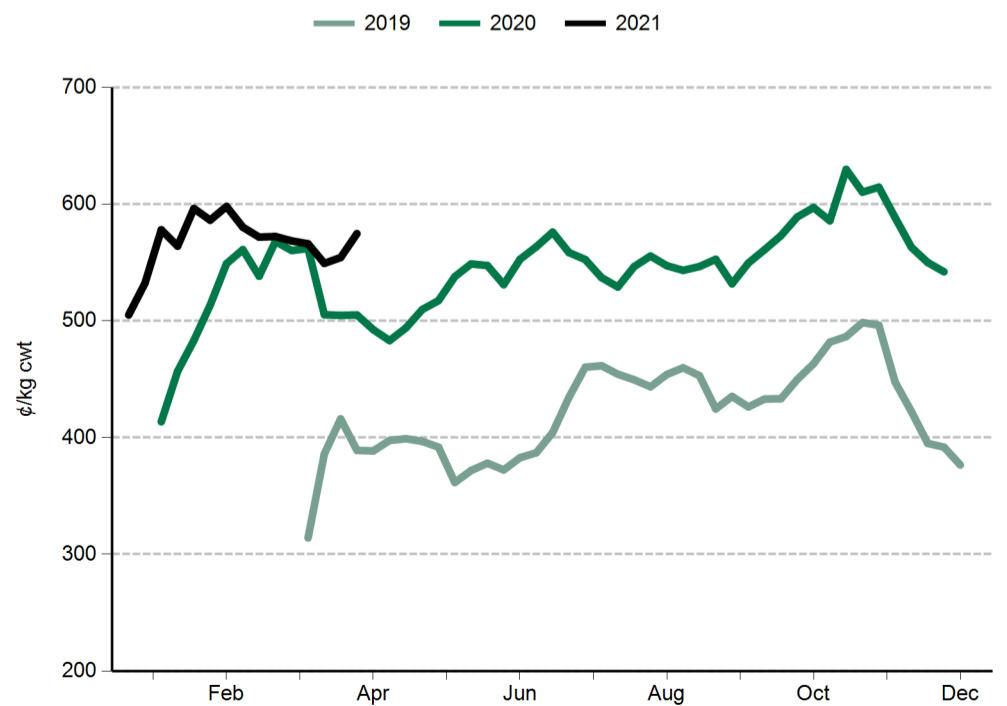
Feeder steer



Heavy steer



Medium cow



Sheep and lamb prices

Eastern States Trade Lamb Indicator (¢/kg cwt)	13 Apr 2021	14 Apr 2020
ESTLI	826	929.5

National saleyard sheep and lamb indicators (¢/kg cwt)		13 Apr 2021	14 Apr 2020
Merino lamb	16-22kg	761	838
Restocker/feeder lamb	0-18kg	945	956
Light lamb	12-18kg	851	836
Trade lamb	18-22kg	822	893
Heavy lamb	22+kg	793	892
Mutton	18-24kg	674	653

National OTH sheep and lamb indicators (¢/kg cwt)		17 Apr 2020
Medium trade lamb	18-20kg	784
Heavy trade lamb	20-22kg	792
Heavy lamb	22-24kg	794
Mutton	18-24kg	601

State saleyard sheep and lamb indicators (¢/kg cwt)		Victoria		NSW		SA		WA		Tasmania	
		13 Apr 2021	14 Apr 2020	13 Apr 2021	14 Apr 2020	13 Apr 2021	14 Apr 2020	13 Apr 2021	14 Apr 2020	13 Apr 2021	14 Apr 2020
Merino lamb	16-22kg	752	883	776	826	767	nq	719	741	nq	nq
Restocker/feeder lamb	0-18kg	898	931	1022	1068	938	nq	709	572	1042	nq
Light lamb	12-18kg	858	932	911	912	836	nq	717	715	800	786
Trade lamb	18-22kg	836	954	831	892	776	nq	744	736	794	729
Heavy lamb	22+kg	787	881	808	900	758	nq	808	800	754	709
Mutton	18-24kg	686	725	681	679	649	nq	561	554	695	683

Over-the-hooks sheep and lamb indicators (¢/kg cwt)		Victoria	NSW	SA	WA	Tasmania
		17 Apr 2020	17 Apr 2020	17 Apr 2020	17 Apr 2020	17 Apr 2020
Medium trade lamb	18-20kg	813	783	782	760	nq
Heavy trade lamb	20-22kg	813	815	782	760	nq
Heavy lamb	22-24kg	825	815	778	760	nq
Mutton	18-24kg	613	655	624	513	nq

Live export price quotes (A\$/head)		14 Apr 2020
Live wether	Muchea	nq

Glossary:

cwt – carcase weight

lwt – live weight

OTH – over-the-hooks. Refers to the marketing of cattle/sheep/lambs directly from the farm to an abattoir where a producer is paid for the value of the carcase based on a sliding grid.

CIF – Cost, insurance, freight. The quoted price for the goods including freight and insurance costs delivered to final destination.

C&F – Cost and freight. Refers to the quoted price for the goods, including freight to the delivery point, but not insurance.

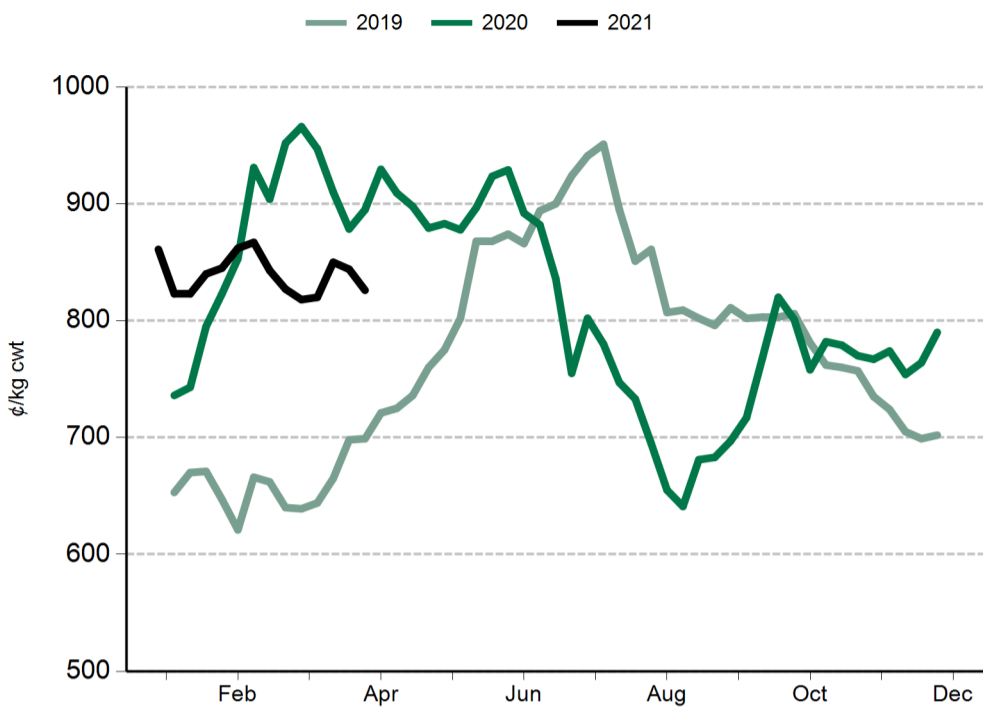
FAS – Free alongside ship. Refers to export price quotes where the seller is obliged to pay warehouse services, packing, inland freight and port charges, but not placement of goods onto the ship. The buyer is obliged to pay overseas freight, charges in foreign port, customs duties, quarantine and delivery to final destination. (See also 'FOB').

EYCI – Eastern Young Cattle Indicator. A seven day rolling average from 24 saleyards across NSW, Victoria and Queensland. It includes vealer and yearling heifers and steers, grade score C2 or C3, with live weight from 200kg.

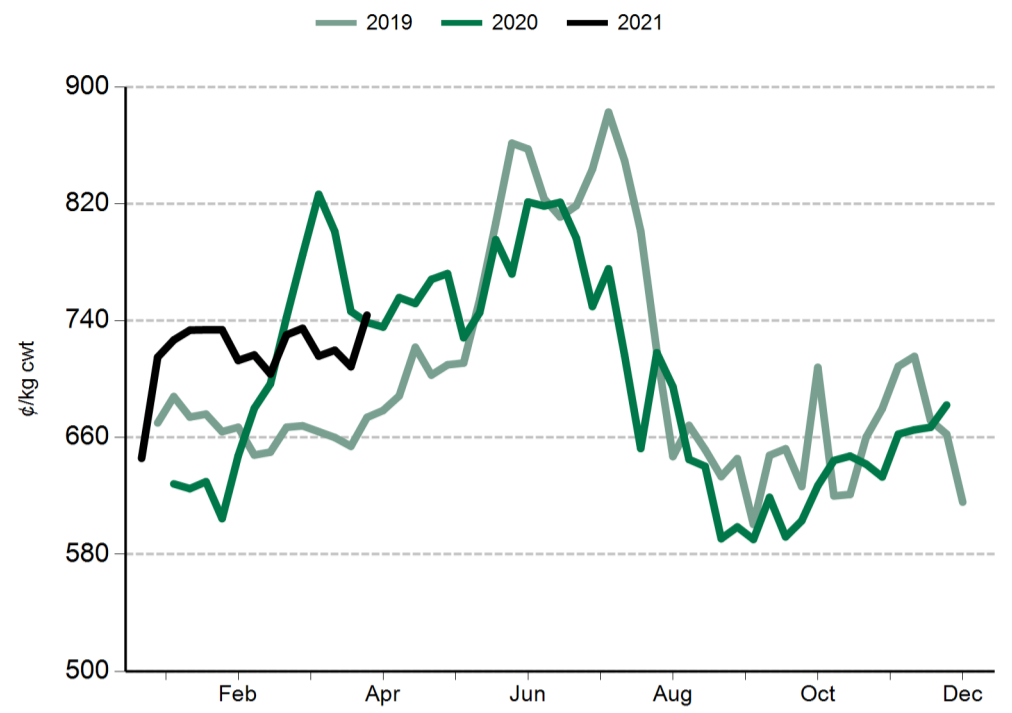
WYCI – Western Young Cattle Indicator. A benchmark of the value of young cattle in WA saleyards. It includes vealer and yearling heifers and steers, grade score C2 or C3, 180kg+ live weight.

All data is collected by MLA's NLRs, unless specified otherwise.

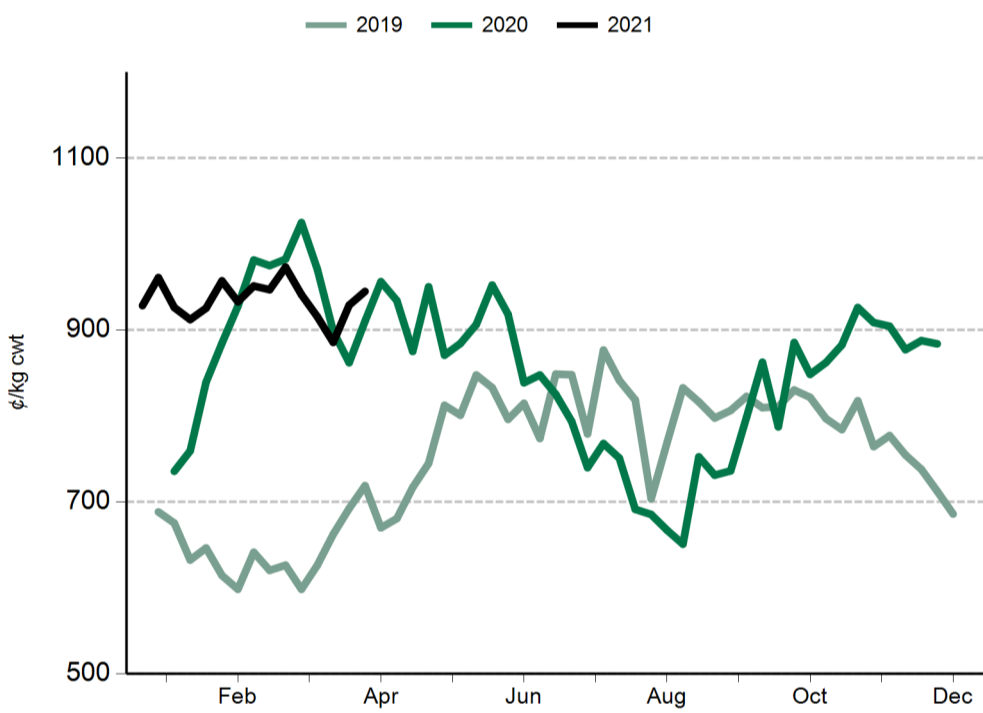
Eastern States Trade Lamb Indicator (ESTLI)



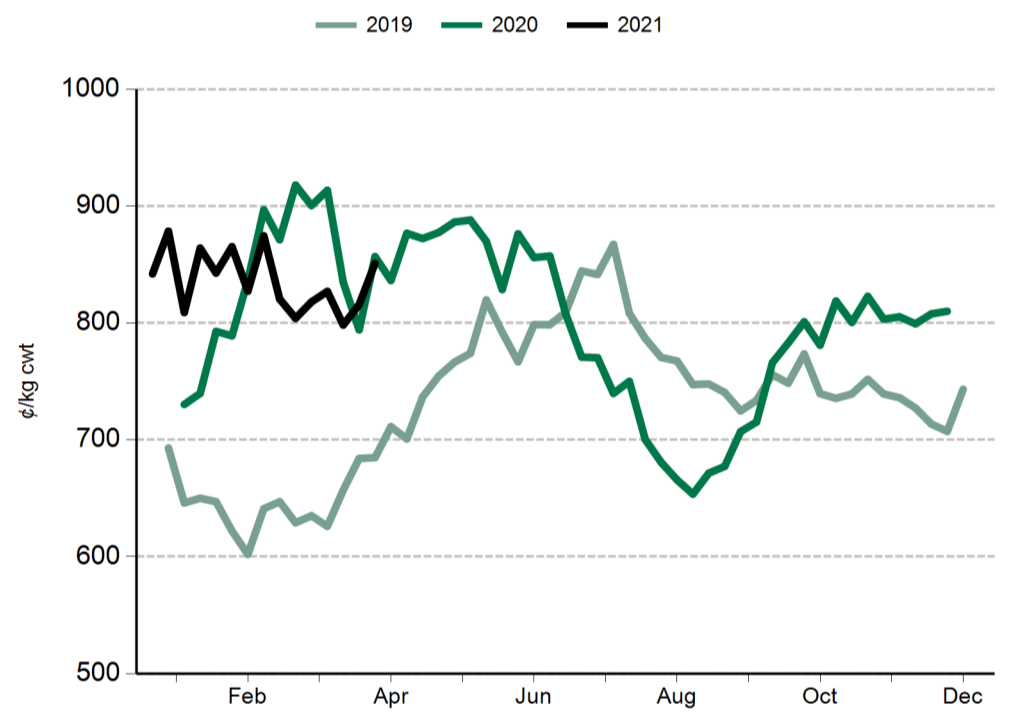
Western Trade Lamb Indicator (WTLI)



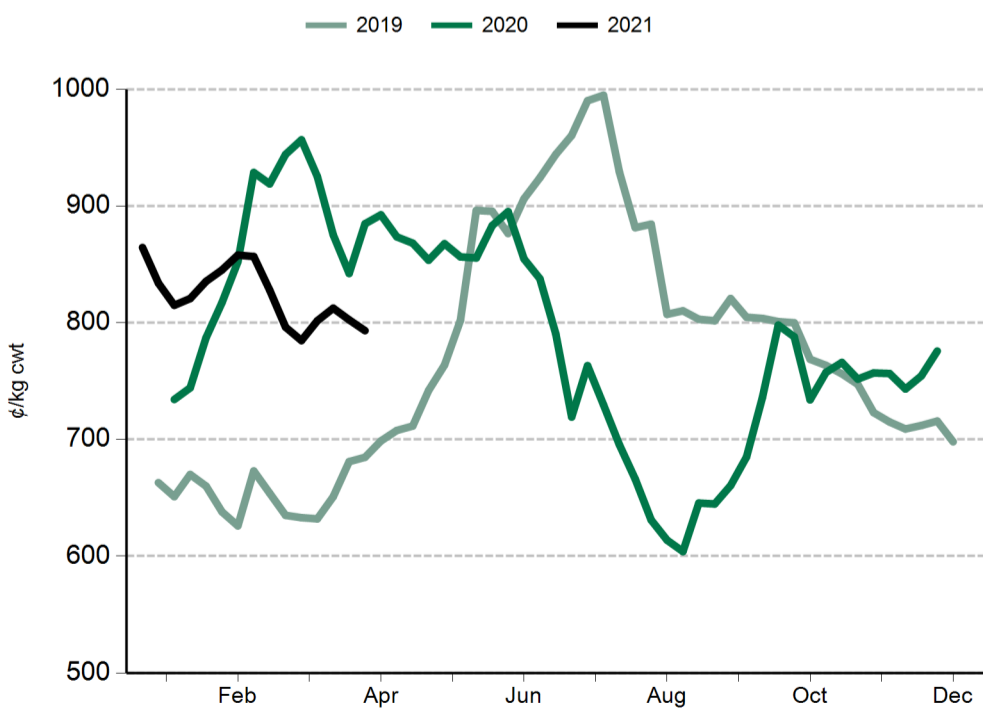
Restocker lamb



Light lamb



Heavy lamb



Mutton

