

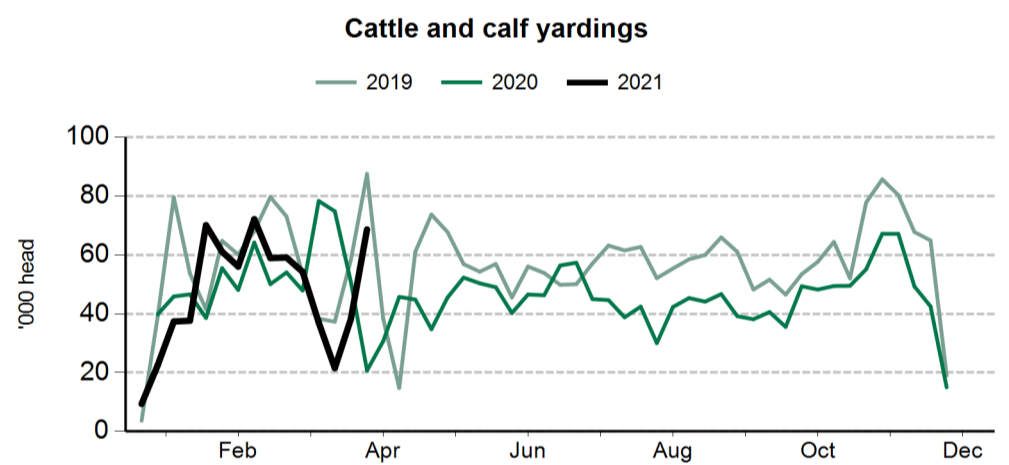
The following weekly statistical summary includes the following information:

- **Livestock movements**.....pages 1-2
  - Cattle yardings
  - Sheep yardings
  - Cattle slaughter
  - Sheep, lamb and goat slaughter
- **Cattle price indicators**.....pages 3-4
  - Saleyard indicators
  - Over-the-hook indicators
  - Live export indicators
- **Sheep and lamb indicators**.....pages 5-6
  - Saleyard indicators
  - Over-the-hook indicators
  - Live export indicators
- **General statistics**.....page 7
  - Over-the-hook goat indicators
  - Skin price indicators
  - Weekly US imported beef indicators

### Cattle movements

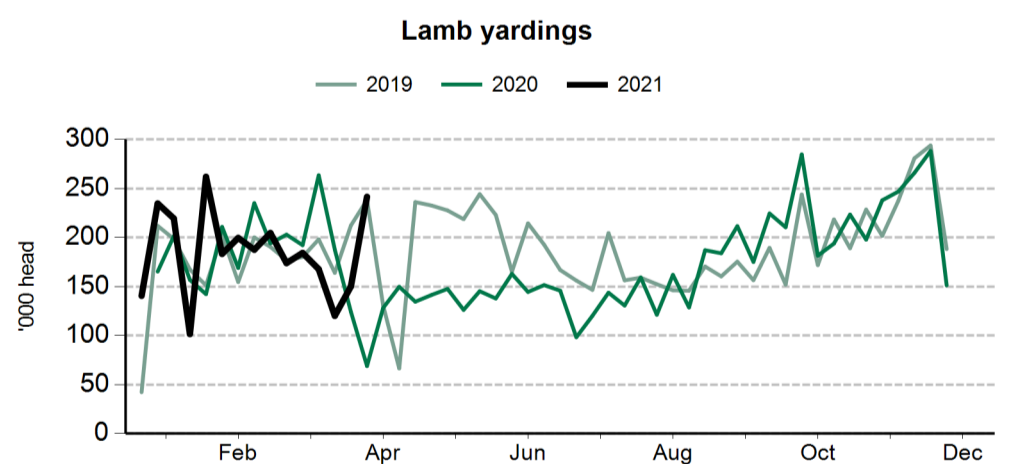
Cattle saleyard throughput		16 Apr 2021	9 Apr 2021	17 Apr 2020
Queensland	Cattle	26,355	25,474	16,303
NSW	Cattle	14,707	15,591	5,859
Victoria	Cattle	8,137	8,599	5,544
SA	Cattle	2,037	2,131	1,024
WA	Cattle	2,031	2,467	1,858
Tasmania	Cattle	220	145	40

Cattle slaughter		9 Apr 2021	17 Apr 2020
Queensland	Cattle	49,814	57,299
	Calves	36	54
NSW	Cattle	25,769	27,424
	Calves	2,279	1,621
Victoria	Cattle	13,381	19,002
	Calves	3,087	4,168
SA	Cattle	1,423	3,212
	Calves	7	4
Tasmania	Cattle	4,464	3,151
	Calves	51	163

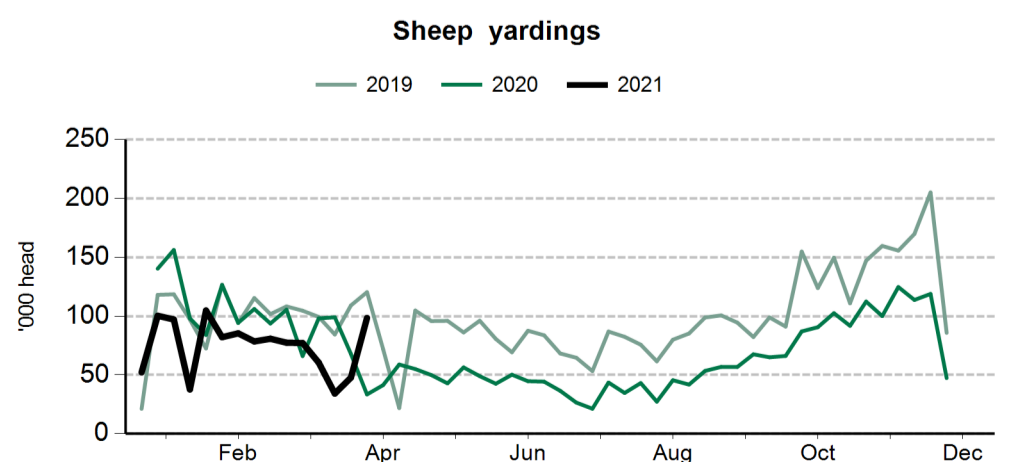


### Smallstock movements

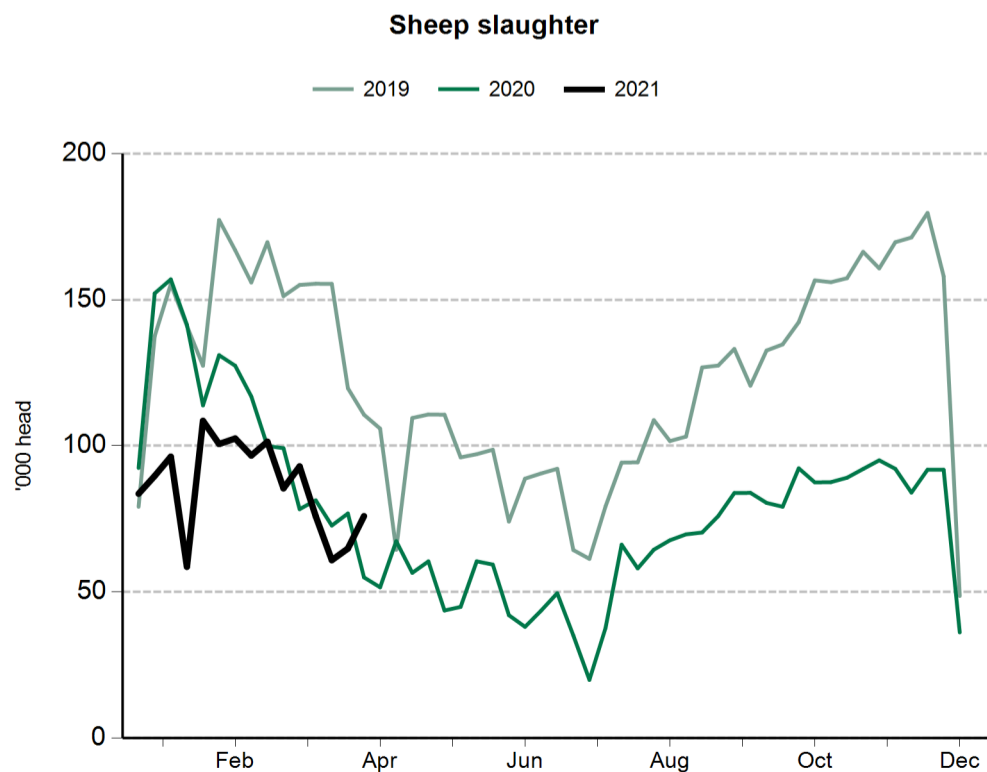
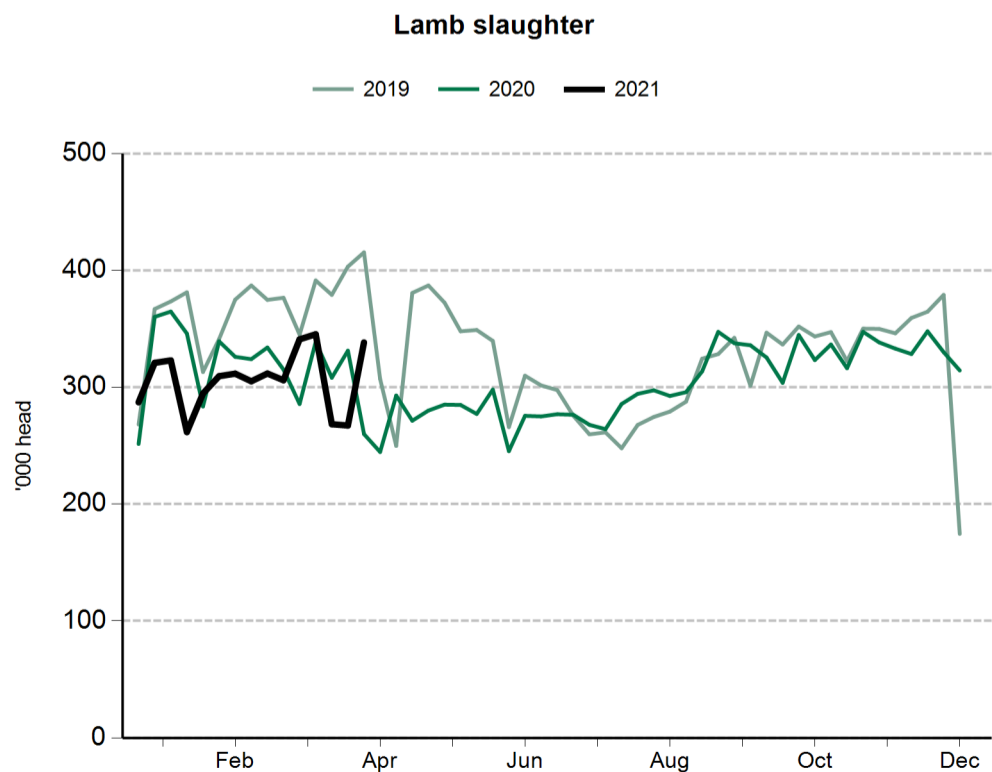
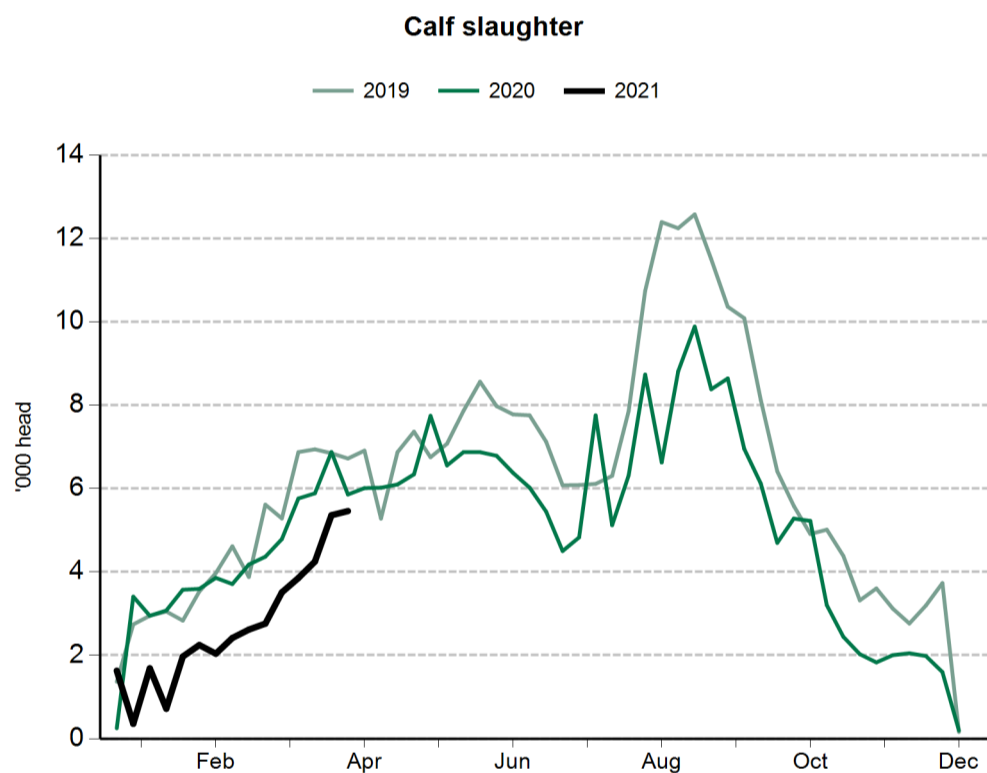
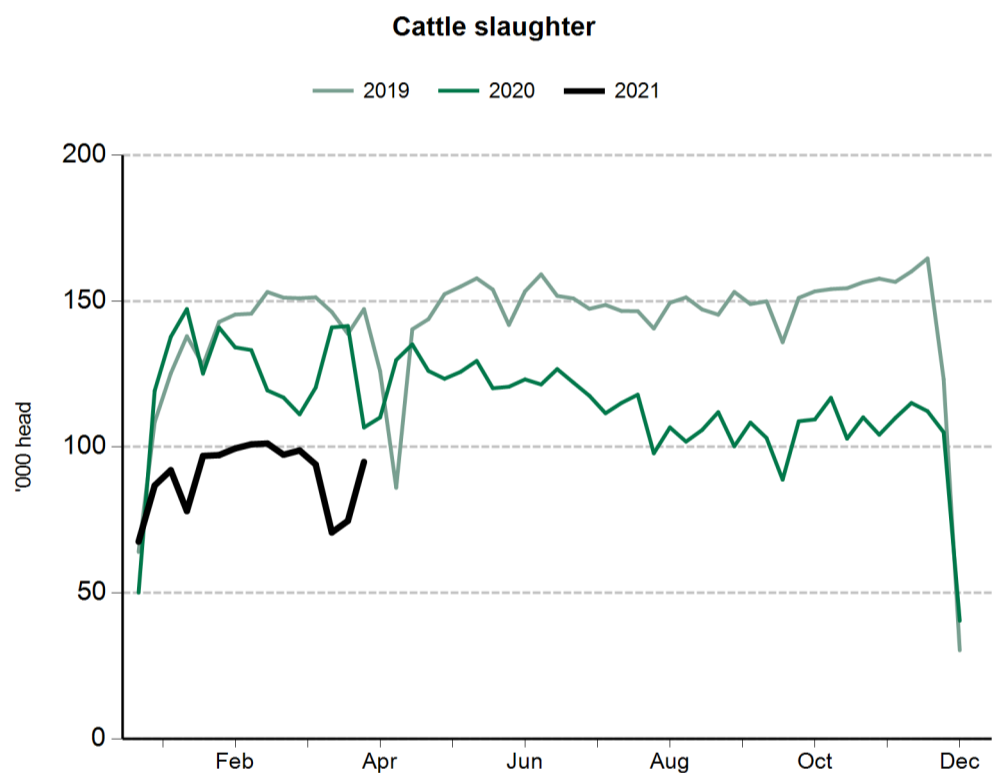
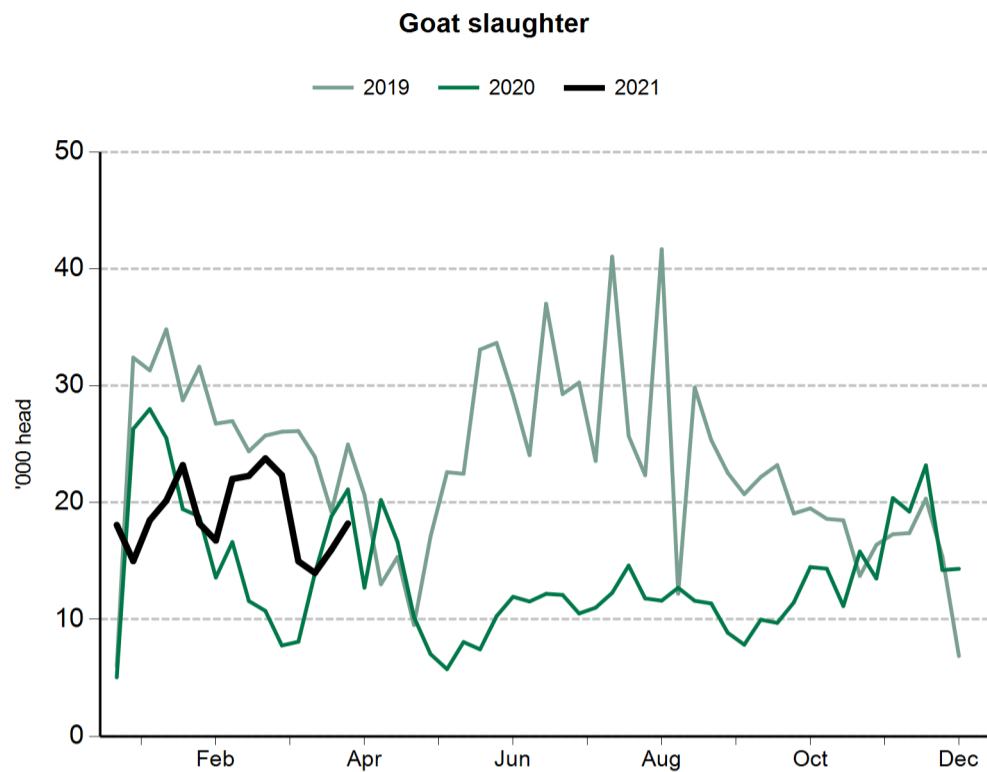
Sheep and lamb saleyard throughput		16 Apr 2021	9 Apr 2021	17 Apr 2020
NSW	Lambs	103,205	107,641	67,982
	Sheep	27,370	33,140	15,783
Victoria	Lambs	96,146	100,059	48,425
	Sheep	27,156	35,827	13,174
SA	Lambs	22,768	16,760	3,072
	Sheep	3,772	15,699	1,286
WA	Lambs	22,517	12,198	8,548
	Sheep	16,866	9,569	10,250
Tasmania	Lambs	3,633	3,142	140
	Sheep	2,206	3,115	400



Sheep and lamb slaughter		9 Apr 2021	17 Apr 2020
Queensland	Lambs	306	1,008
	Sheep	1,555	1,838
NSW	Lambs	108,401	71,668
	Sheep	38,812	22,917
Victoria	Lambs	168,321	132,878
	Sheep	31,694	22,450
SA	Lambs	56,408	36,321
	Sheep	2,491	2,436
Tasmania	Lambs	4,962	2,782
	Sheep	1,350	1,890



Goat slaughter		9 Apr 2021	17 Apr 2020
Queensland	Goats	7,582	6,258
NSW	Goats	1,719	1,041
Victoria	Goats	6,854	3,404
SA	Goats	2,051	2,012
Tasmania	Goats	nq	nq



**Cattle prices**

National saleyard indicators	Live weight	Muscle/Fat	Unit	20 Apr 2021	21 Apr 2020
Restocker Steer	200-280kg	C2	¢/kg lwt	533	399
Feeder Steer	330-400kg	C2	¢/kg lwt	460	373
Vealer Steer	280-330kg	C2	¢/kg lwt	522	385
			¢/kg cwt	996	736
Trade Steer	330-400kg	C3	¢/kg lwt	449	378
			¢/kg cwt	857	700
Medium Steer	400-500kg	C3	¢/kg lwt	389	321
			¢/kg cwt	728	589
Heavy Steer	500-600kg	C4	¢/kg lwt	371	283
			¢/kg cwt	674	522
Medium Cow	400-520kg	D3	¢/kg lwt	277	234
			¢/kg cwt	569	483
<b>Eastern Young Cattle Indicator (EYCI)</b>			¢/kg cwt	<b>910.25</b>	

[Click here for EYCI Interactive Dashboard](#)

Eastern states OTH indicators	Carcase weight	Muscle	Unit	16 Apr 2021	24 Apr 2020
Trade steer	240-260kg	A-C	¢/kg cwt	650	535
Medium steer	260-280kg	A-C	¢/kg cwt	636	547
Heavy steer	300-400kg	A-C	¢/kg cwt	646	556
Medium cow	260-280kg	A-E	¢/kg cwt	550	462
MSA trade steer	240-260kg	A-C	¢/kg cwt	659	565

[Click here to access Over the Hooks dashboard for all species](#)

Feeder cattle indicators - paddock sales			17 Apr 2020
<b>Domestic</b>			Unit
Steers 280-350kg		¢/kg lwt	354
Heifers 280-350kg		¢/kg lwt	328
<b>Export</b>			Unit
Shortfed 100-120 DOF		¢/kg lwt	341
Mediumfed 120-220 DOF		¢/kg lwt	373
Longfed 220+ DOF		¢/kg lwt	330

State saleyard indicators				Queensland		NSW		Victoria		SA		Tasmania	
Category	Live weight	Muscle/Fat	Unit	20 Apr 2021	21 Apr 2020	20 Apr 2021	21 Apr 2020	20 Apr 2021	21 Apr 2020	20 Apr 2021	21 Apr 2020	20 Apr 2021	21 Apr 2020
Restocker Steer	200-280kg	C2	¢/kg lwt	531	408	613	414	522	nq	nq	nq	nq	nq
Feeder Steer	330-400kg	C2	¢/kg lwt	457	372	469	376	449	nq	435	nq	nq	nq
Vealer Steer	280-330kg	C2	¢/kg lwt	460	320	536	439	468	nq	461	nq	nq	nq
			¢/kg cwt	882	615	1017	828	857	nq	923	nq	nq	nq
Trade Steer	330-400kg	C3	¢/kg lwt	nq	375	466	394	421	nq	440	nq	nq	nq
			¢/kg cwt	nq	682	843	721	791	nq	879	nq	nq	nq
Medium Steer	400-500kg	C3	¢/kg lwt	373	323	372	288	422	nq	403	nq	357	280
			¢/kg cwt	686	588	697	574	797	nq	807	nq	664	528
Heavy Steer	500-600kg	C4	¢/kg lwt	357	279	375	304	376	nq	nq	nq	nq	nq
			¢/kg cwt	650	516	670	552	706	nq	nq	nq	nq	nq
Medium Cow	400-520kg	D3	¢/kg lwt	273	224	292	264	292	nq	nq	nq	250	223
			¢/kg cwt	560	467	604	550	599	nq	nq	nq	510	462

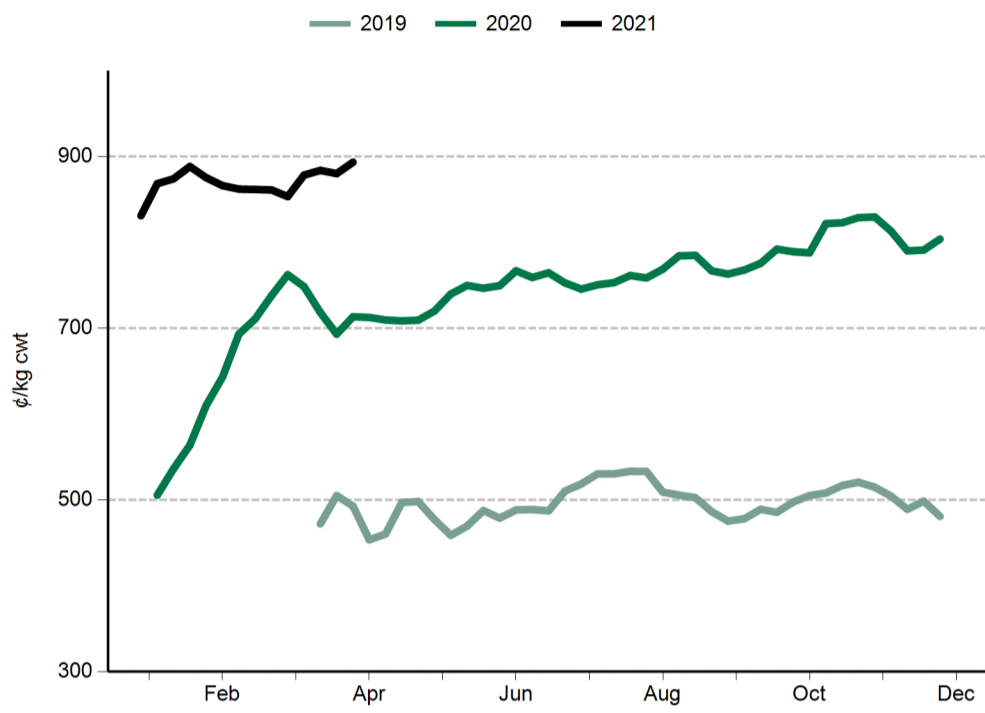
State over-the-hooks indicators				Queensland	NSW	Victoria	SA	Tasmania	
Category	Carcase weight	Muscle	Unit	24 Apr 2020	16 Apr 2021	24 Apr 2020	24 Apr 2020	24 Apr 2020	
Trade steer	240-260kg	A-C	¢/kg cwt	532	650	539	592	nq	477
Medium steer	260-280kg	A-C	¢/kg cwt	532	636	536	573	nq	nq
Heavy steer	300-400kg	A-C	¢/kg cwt	543	646	546	580	nq	nq
Medium cow	260-280kg	A-E	¢/kg cwt	440	550	462	481	484	442
MSA trade steer	240-260kg	A-C	¢/kg cwt	548	659	583	nq	nq	nq

WA saleyard indicators			Unit	20 Apr 2021	21 Apr 2020
WYCI			¢/kg cwt	958	nq
Medium Steer			¢/kg lwt	439	nq
Medium Cow			¢/kg lwt	274	nq

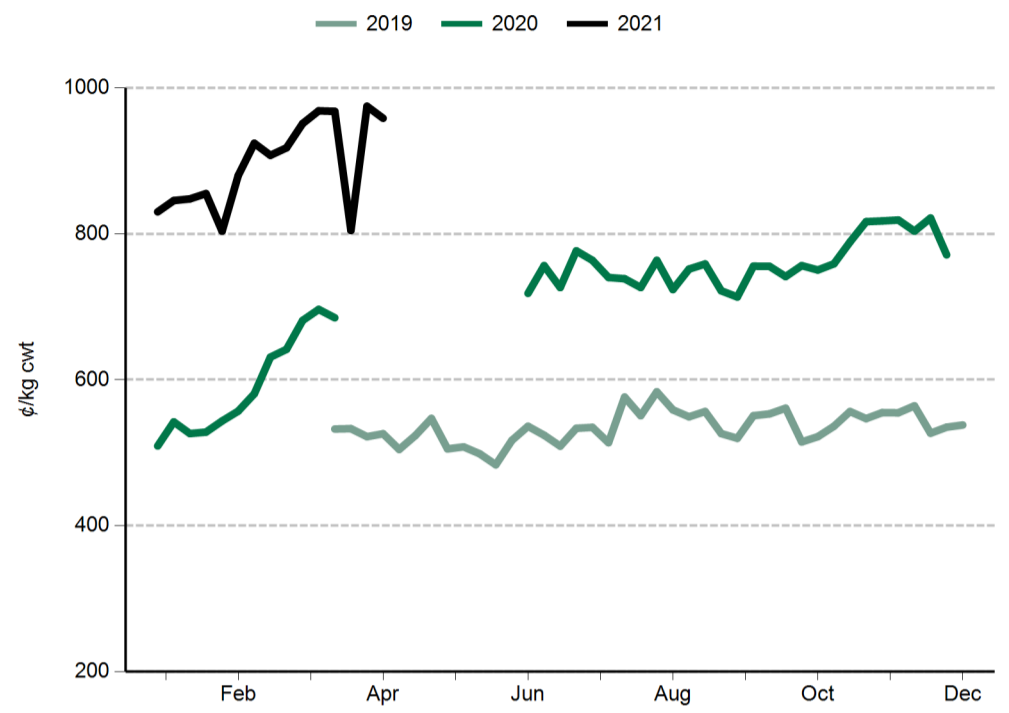
WA over-the-hooks indicators			Unit	24 Apr 2020
Grassfed yearling			¢/kg cwt	565
Grainfed yearling			¢/kg cwt	565
MSA yearling			¢/kg cwt	590

Live Export Price Quotes				Unit	9 Apr 2021	17 Apr 2020
Light Steer	260 - 360 kg	Townsville	¢/kg lwt	390	nq	
	260 - 360 kg	Darwin	¢/kg lwt	nq	260	
Light Heifer	260 - 360 kg	Townsville	¢/kg lwt	375	nq	
	260 - 360 kg	Darwin	¢/kg lwt	nq	240	

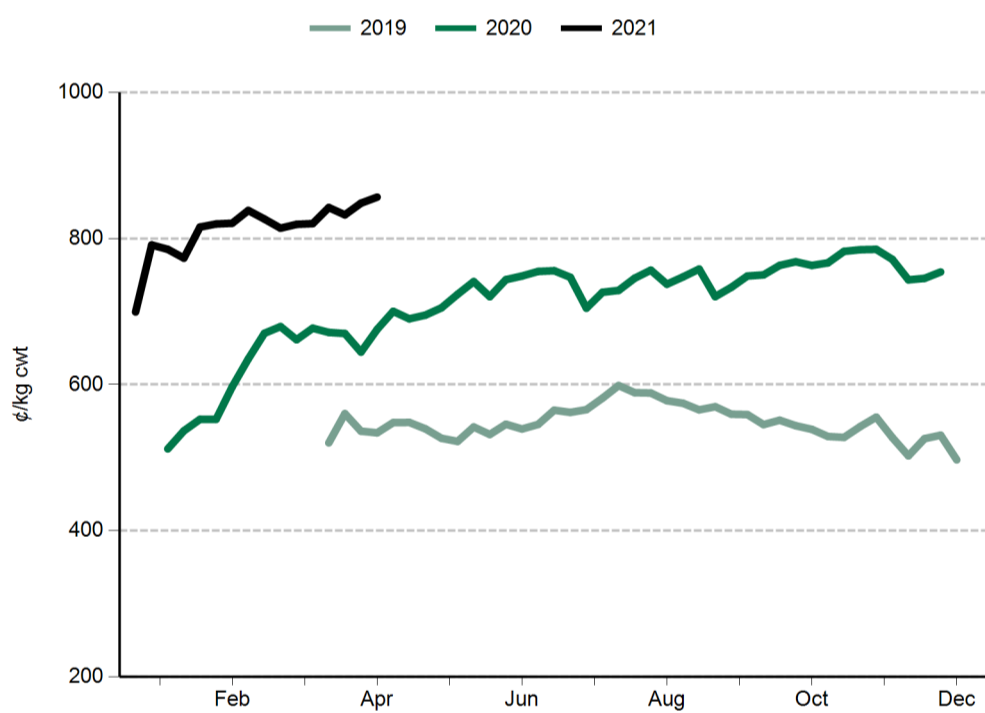
**Eastern Young Cattle Indicator (EYCI)**



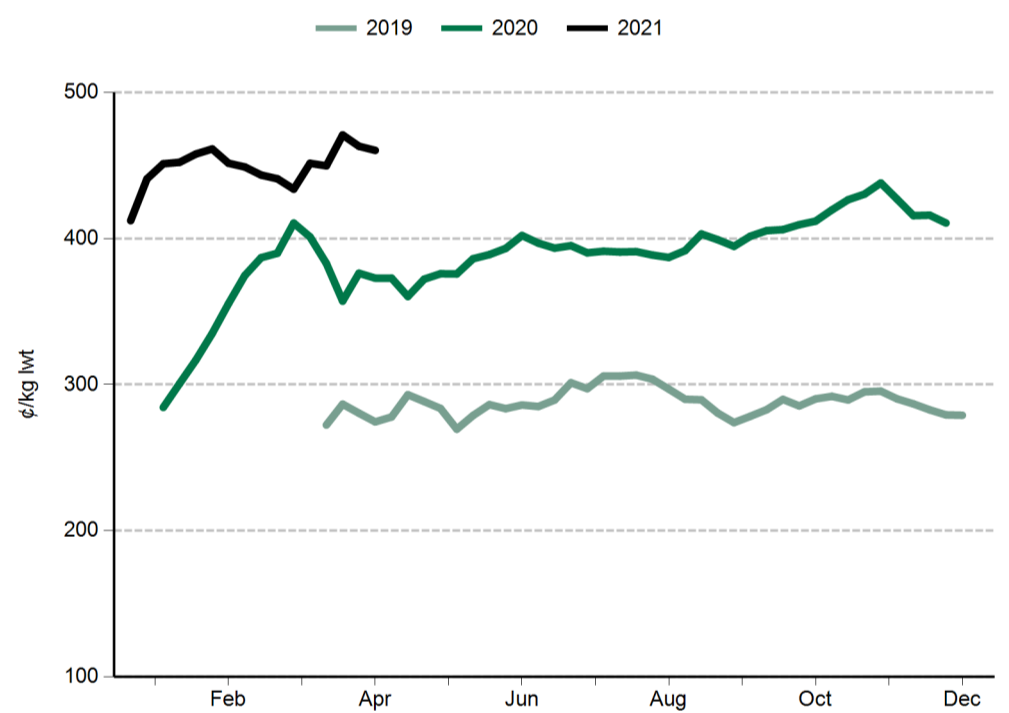
**Western Young Cattle Indicator (WYCI)**



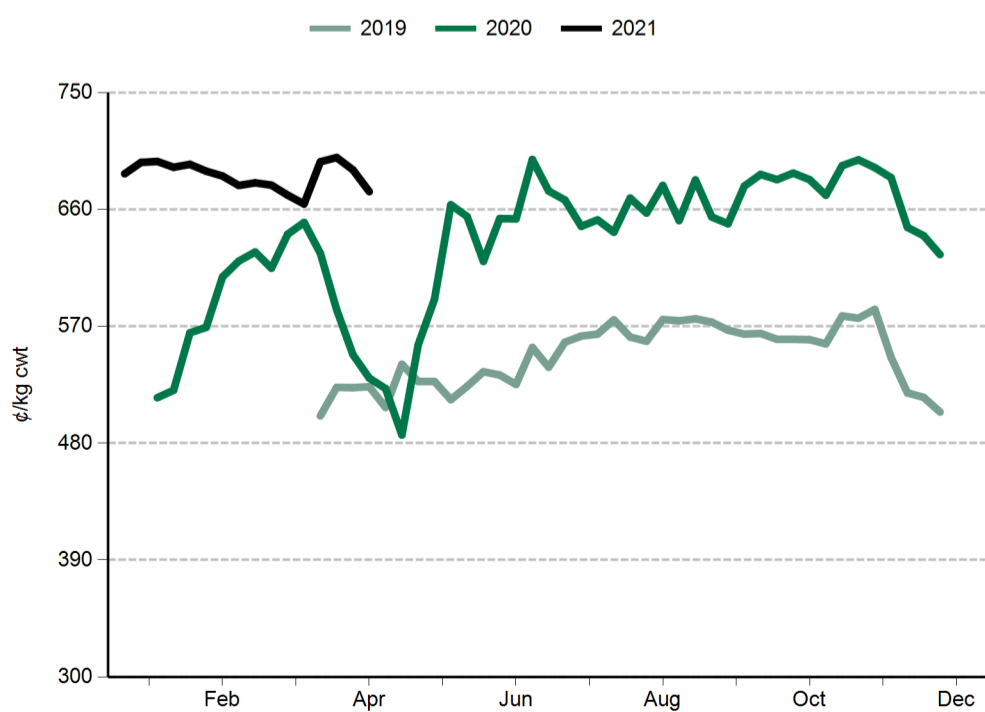
**Trade steer**



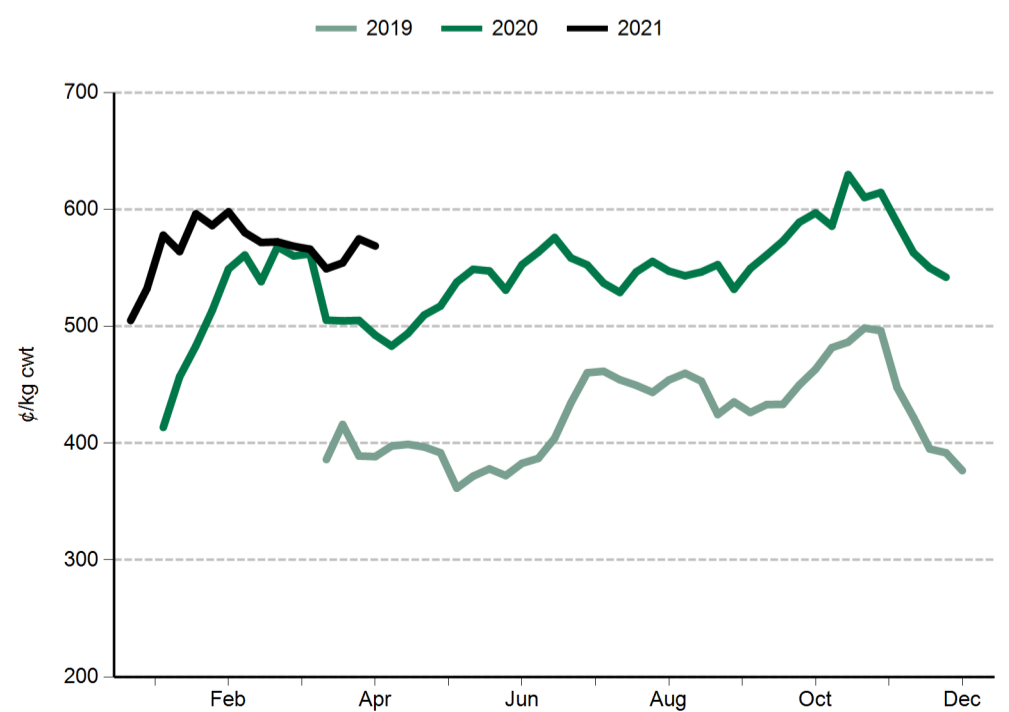
**Feeder steer**



**Heavy steer**



**Medium cow**



#### Sheep and lamb prices

<b>Eastern States Trade Lamb Indicator (¢/kg cwt)</b>	<b>20 Apr 2021</b>
ESTLI	809

<b>National saleyard sheep and lamb indicators (¢/kg cwt)</b>		<b>20 Apr 2021</b>	<b>21 Apr 2020</b>
Merino lamb	16-22kg	754	807
Restocker/feeder lamb	0-18kg	886	934
Light lamb	12-18kg	807	877
Trade lamb	18-22kg	787	896
Heavy lamb	22+kg	779	874
Mutton	18-24kg	635	635

<b>National OTH sheep and lamb indicators (¢/kg cwt)</b>		<b>24 Apr 2020</b>
Medium trade lamb	18-20kg	792
Heavy trade lamb	20-22kg	792
Heavy lamb	22-24kg	791
Mutton	18-24kg	600

[Click here to access Over the Hooks dashboard for all species](#)

<b>State saleyard sheep and lamb indicators (¢/kg cwt)</b>		<b>Victoria</b>		<b>NSW</b>		<b>SA</b>		<b>WA</b>		<b>Tasmania</b>	
		<b>20 Apr 2021</b>	<b>21 Apr 2020</b>	<b>20 Apr 2021</b>	<b>21 Apr 2020</b>	<b>20 Apr 2021</b>	<b>21 Apr 2020</b>	<b>20 Apr 2021</b>	<b>21 Apr 2020</b>	<b>20 Apr 2021</b>	<b>21 Apr 2020</b>
Merino lamb	16-22kg	752	829	763	832	745	nq	720	711	nq	nq
Restocker/feeder lamb	0-18kg	901	953	993	1061	964	nq	707	603	974	891
Light lamb	12-18kg	835	924	845	907	852	nq	722	716	800	954
Trade lamb	18-22kg	816	913	812	907	766	nq	710	756	743	937
Heavy lamb	22+kg	775	846	788	895	753	nq	745	742	733	769
Mutton	18-24kg	662	710	646	659	666	nq	565	553	595	678

<b>Over-the-hooks sheep and lamb indicators (¢/kg cwt)</b>		<b>Victoria</b>	<b>NSW</b>	<b>SA</b>	<b>WA</b>	<b>Tasmania</b>
		<b>24 Apr 2020</b>	<b>24 Apr 2020</b>	<b>24 Apr 2020</b>	<b>24 Apr 2020</b>	<b>24 Apr 2020</b>
Medium trade lamb	18-20kg	815	800	792	760	nq
Heavy trade lamb	20-22kg	815	800	792	760	nq
Heavy lamb	22-24kg	825	800	778	760	nq
Mutton	18-24kg	633	655	600	513	nq

<b>Live export price quotes (A\$/head)</b>		<b>13 Apr 2021</b>	<b>21 Apr 2020</b>
Live wether	Muchea	nq	nq

#### Glossary:

**cwt** – carcase weight

**lwt** – live weight

**OTH** – over-the-hooks. Refers to the marketing of cattle/sheep/lambs directly from the farm to an abattoir where a producer is paid for the value of the carcase based on a sliding grid.

**CIF** – Cost, insurance, freight. The quoted price for the goods including freight and insurance costs delivered to final destination.

**C&F** – Cost and freight. Refers to the quoted price for the goods, including freight to the delivery point, but not insurance.

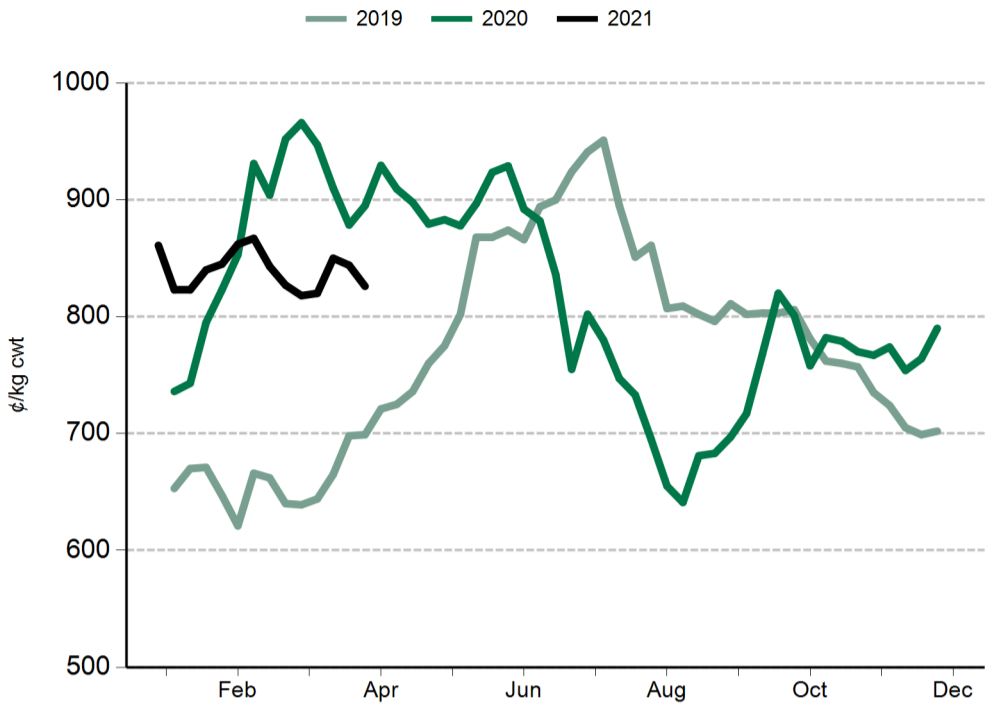
**FAS** – Free alongside ship. Refers to export price quotes where the seller is obliged to pay warehouse services, packing, inland freight and port charges, but not placement of goods onto the ship. The buyer is obliged to pay overseas freight, charges in foreign port, customs duties, quarantine and delivery to final destination. (See also 'FOB').

**EYCI** – Eastern Young Cattle Indicator. A seven day rolling average from 24 saleyards across NSW, Victoria and Queensland. It includes vealer and yearling heifers and steers, grade score C2 or C3, with live weight from 200kg.

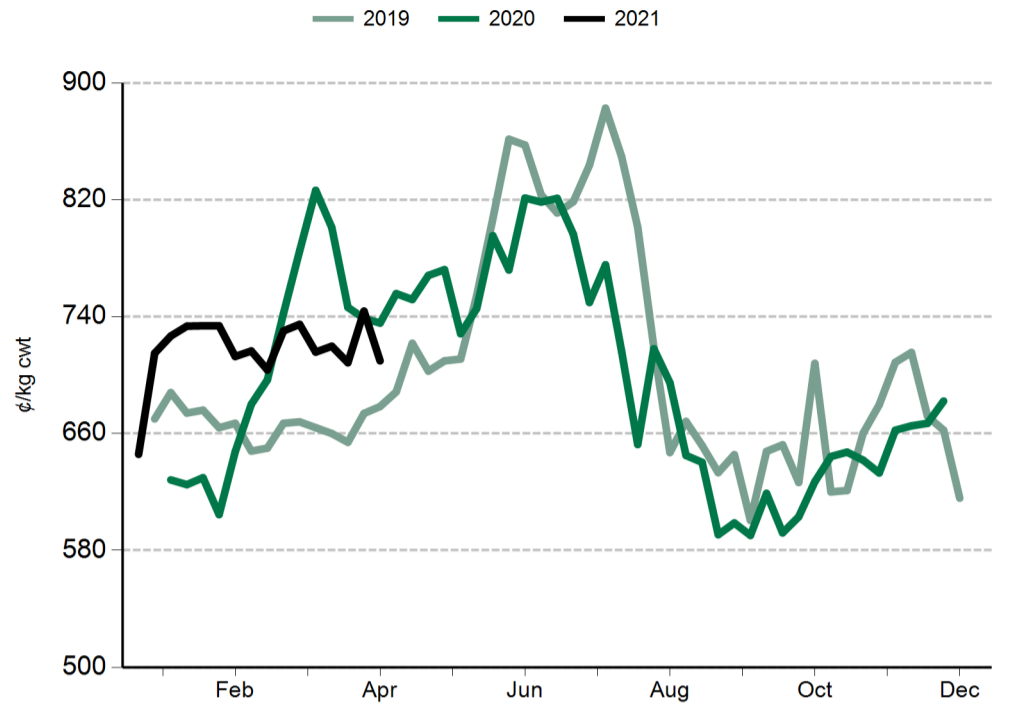
**WYCI** – Western Young Cattle Indicator. A benchmark of the value of young cattle in WA saleyards. It includes vealer and yearling heifers and steers, grade score C2 or C3, 180kg+ live weight.

**All data is collected by MLA's NLRs, unless specified otherwise.**

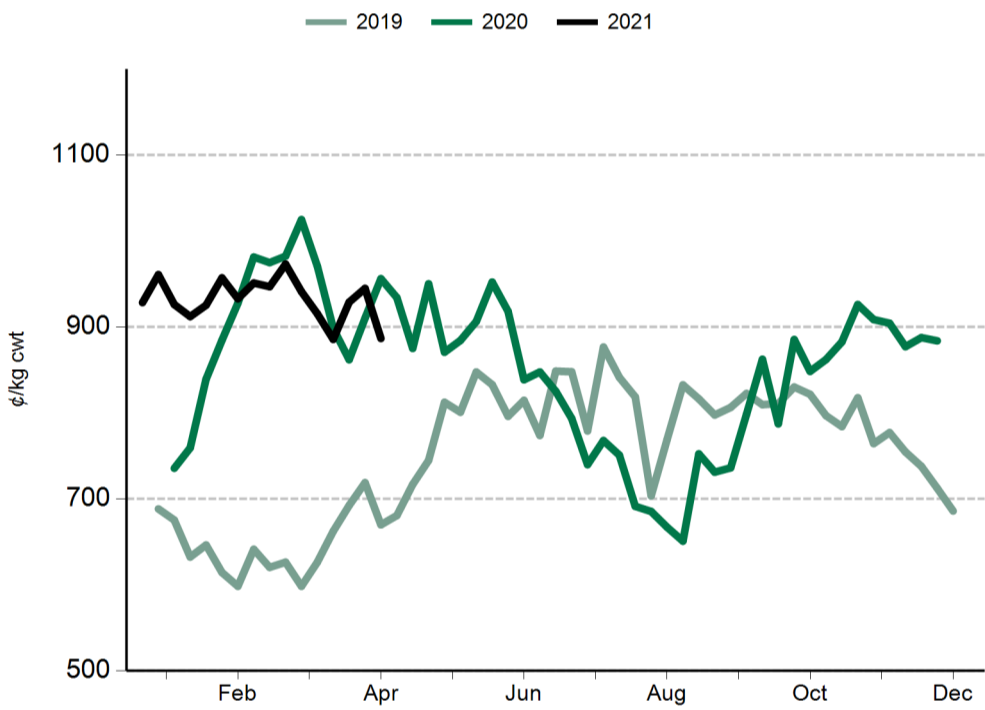
**Eastern States Trade Lamb Indicator (ESTLI)**



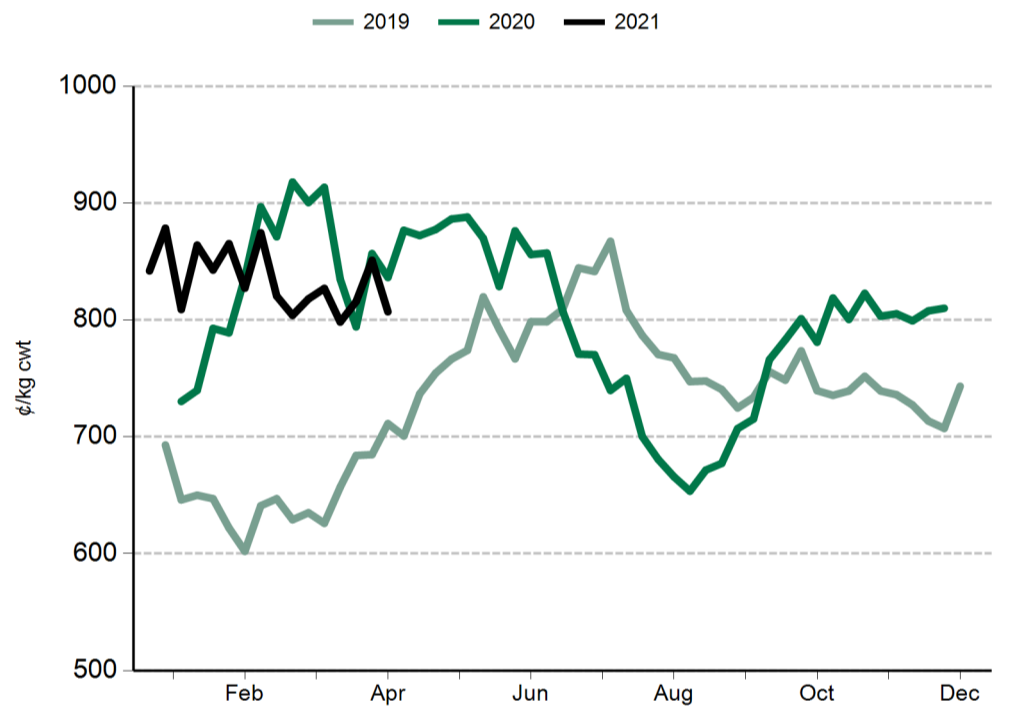
**Western Trade Lamb Indicator (WTLI)**



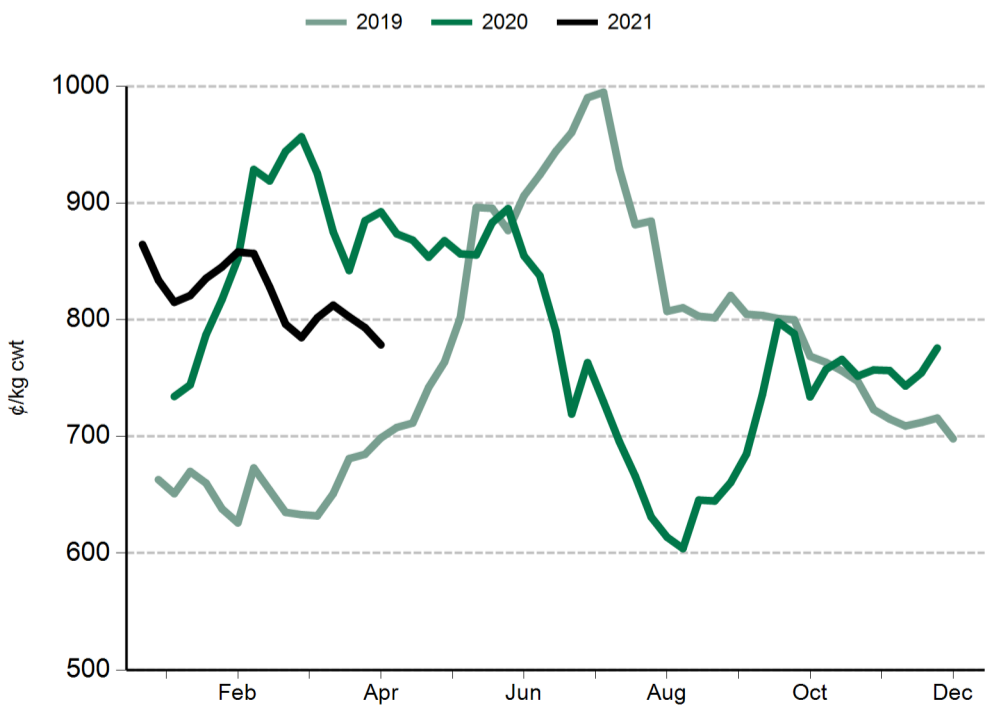
**Restocker lamb**



**Light lamb**



**Heavy lamb**



**Mutton**

