

The following weekly statistical summary includes the following information:

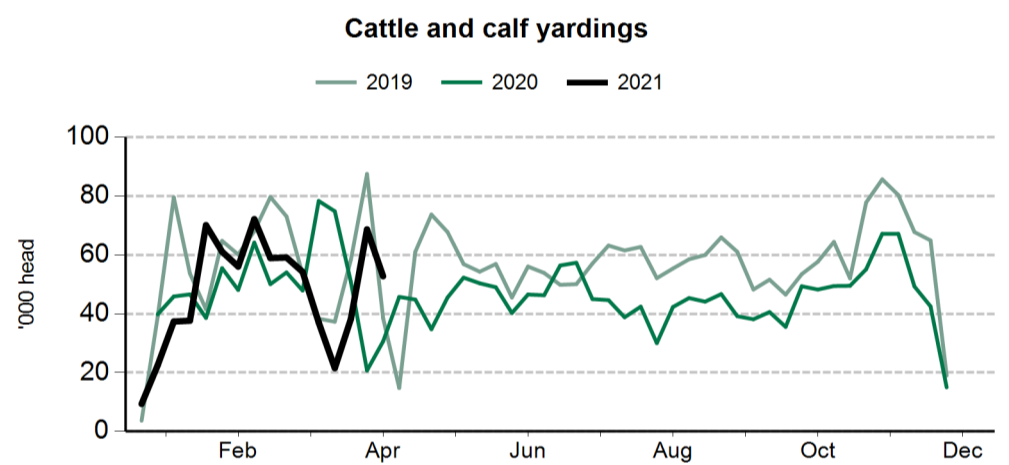
- **Livestock movements**.....pages 1-2
  - Cattle yardings
  - Sheep yardings
  - Cattle slaughter
  - Sheep, lamb and goat slaughter
- **Cattle price indicators**.....pages 3-4
  - Saleyard indicators
  - Over-the-hook indicators
  - Live export indicators
- **Sheep and lamb indicators**.....pages 5-6
  - Saleyard indicators
  - Over-the-hook indicators
  - Live export indicators
- **General statistics**.....page 7
  - Over-the-hook goat indicators
  - Skin price indicators
  - Weekly US imported beef indicators

### Cattle movements

Cattle saleyard throughput		23 Apr 2021	16 Apr 2021	24 Apr 2020
Queensland	Cattle	23,103	23,982	23,450
NSW	Cattle	16,724	16,205	10,277
Victoria	Cattle	8,488	8,707	8,731
SA	Cattle	1,066	1,741	1,076
WA	Cattle	1,754	1,892	2,120
Tasmania	Cattle	110	220	88

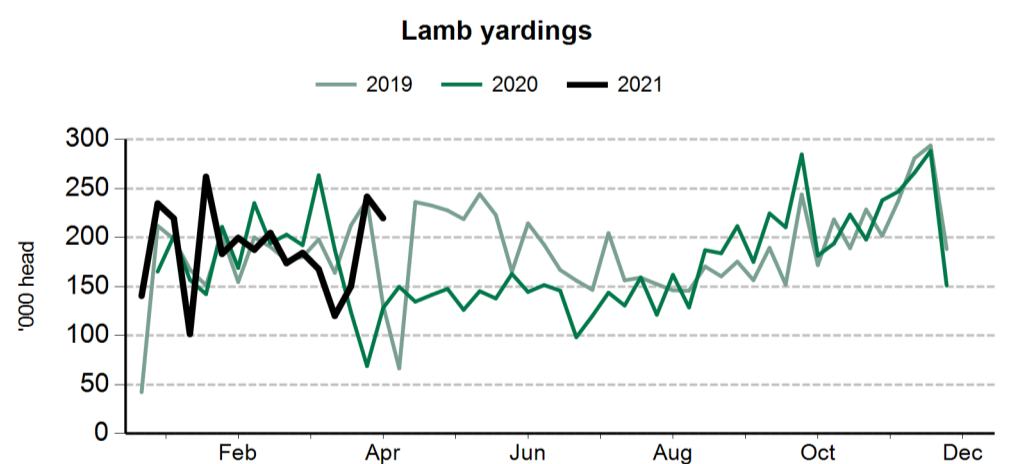
Cattle slaughter		16 Apr 2021	24 Apr 2020
Queensland	Cattle	53,472	68,757
	Calves	83	172
NSW	Cattle	26,225	30,141
	Calves	29	1,446
Victoria	Cattle	14,633	21,967
	Calves	3,327	4,273
SA	Cattle	2,657	4,116
	Calves	6	0
Tasmania	Cattle	4,586	4,796
	Calves	321	130

[Click here for slaughter dashboard](#)

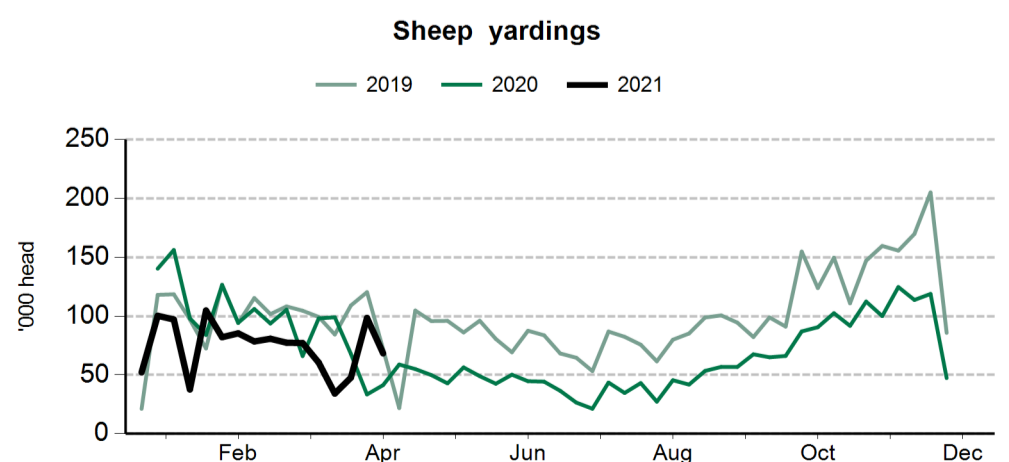


### Smallstock movements

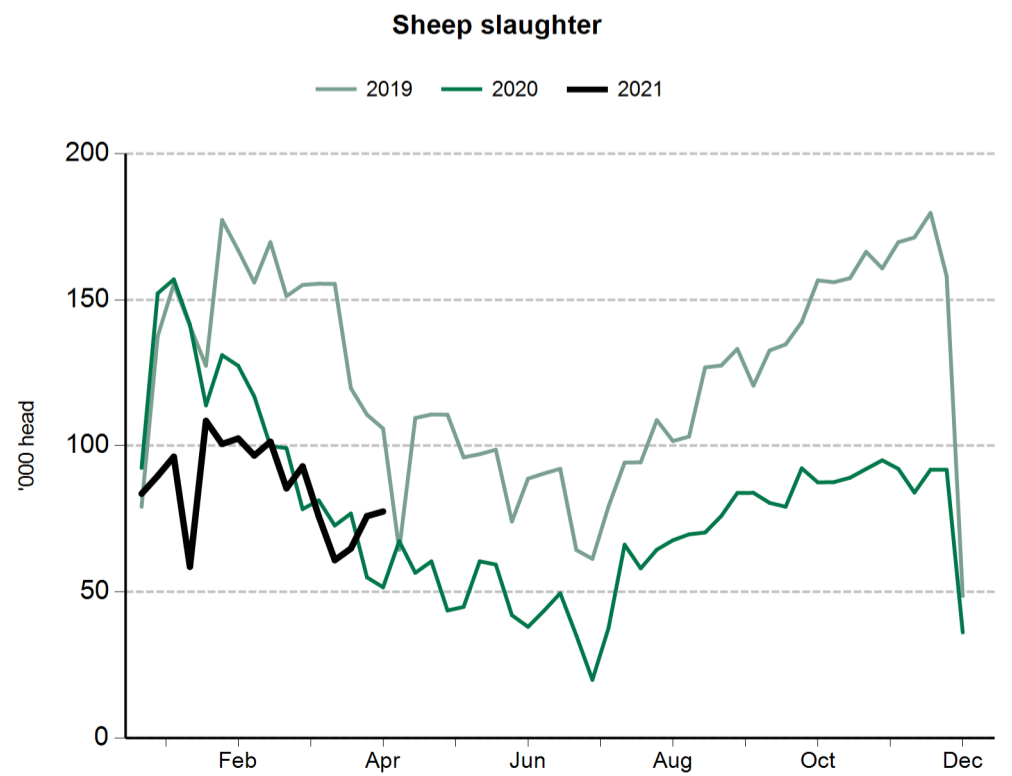
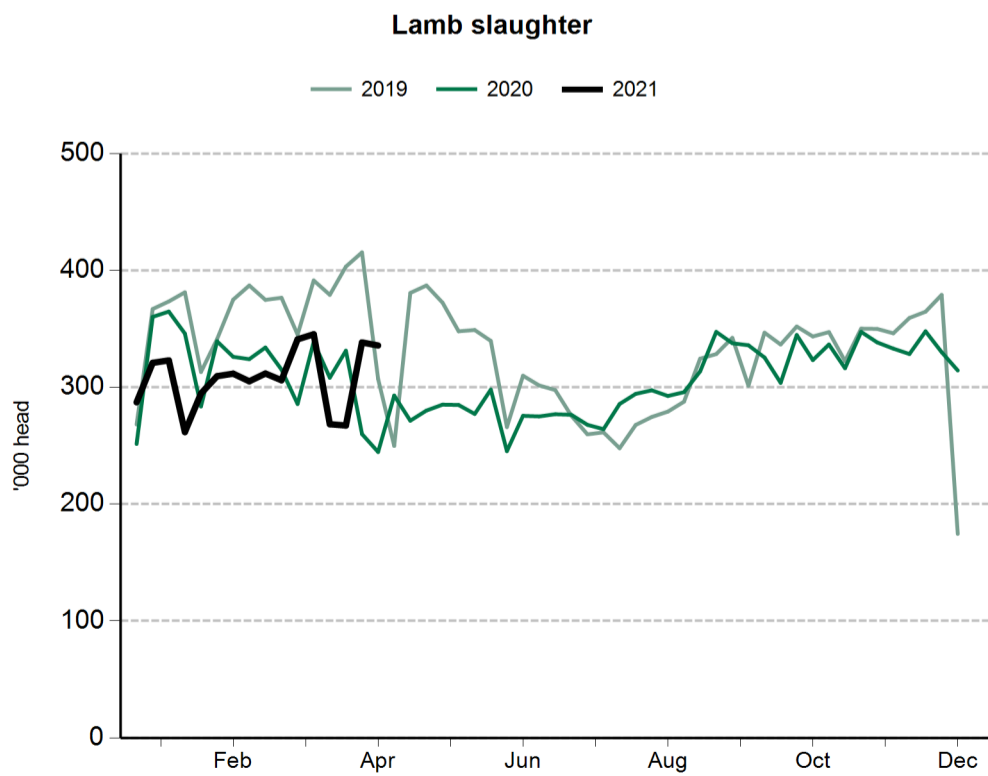
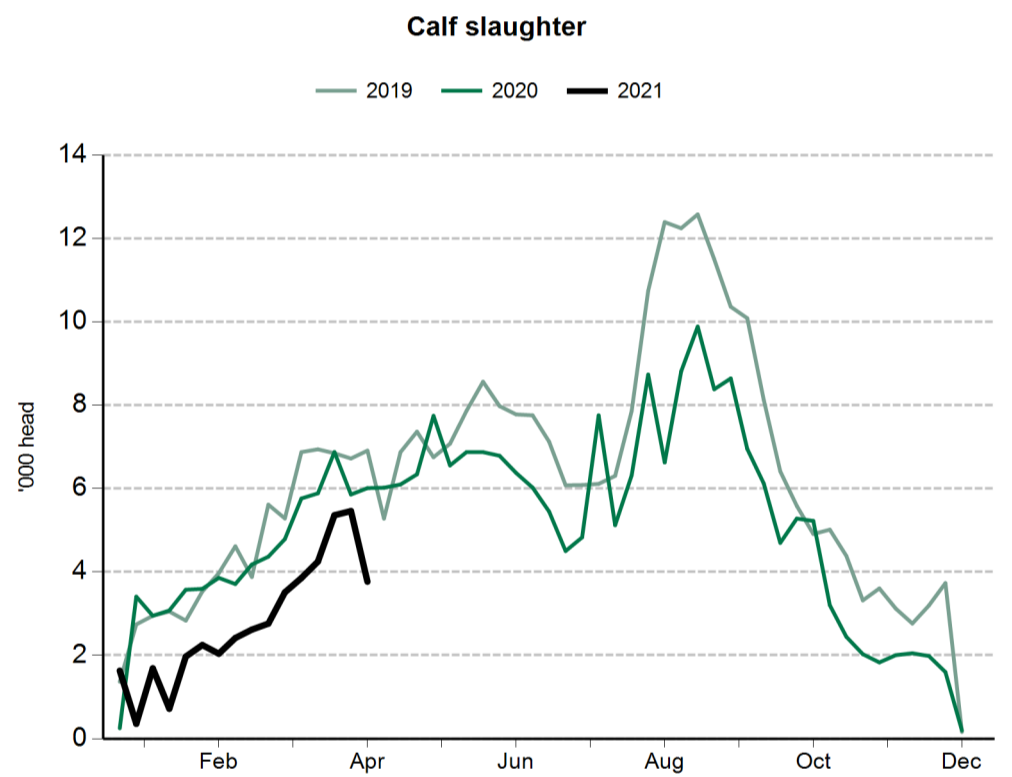
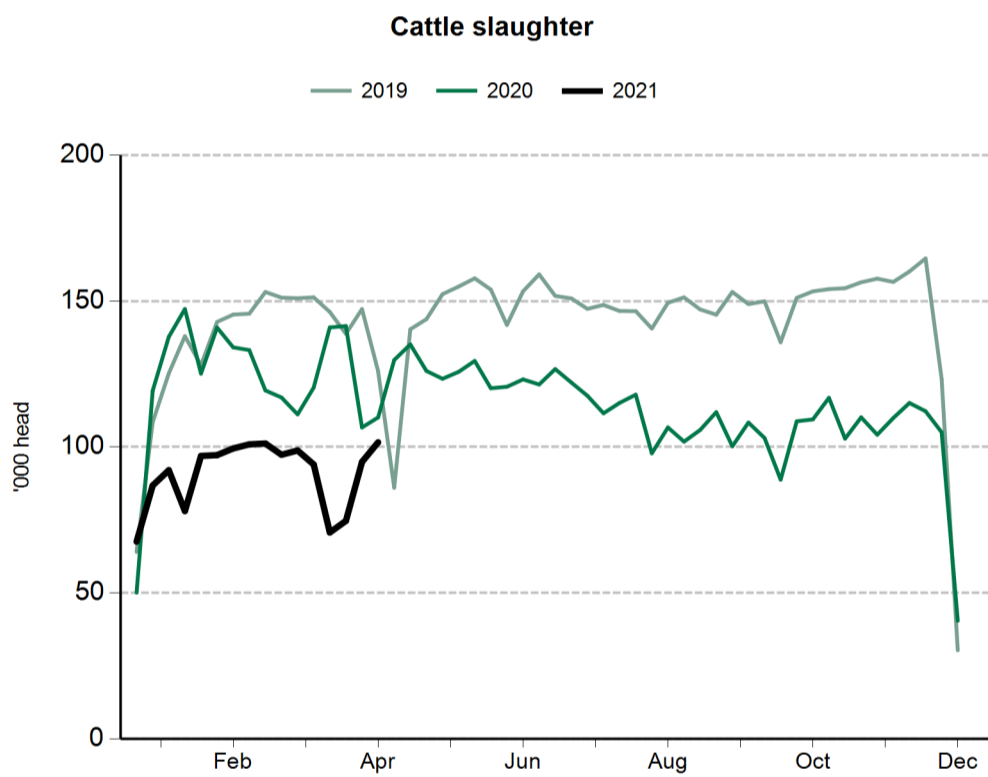
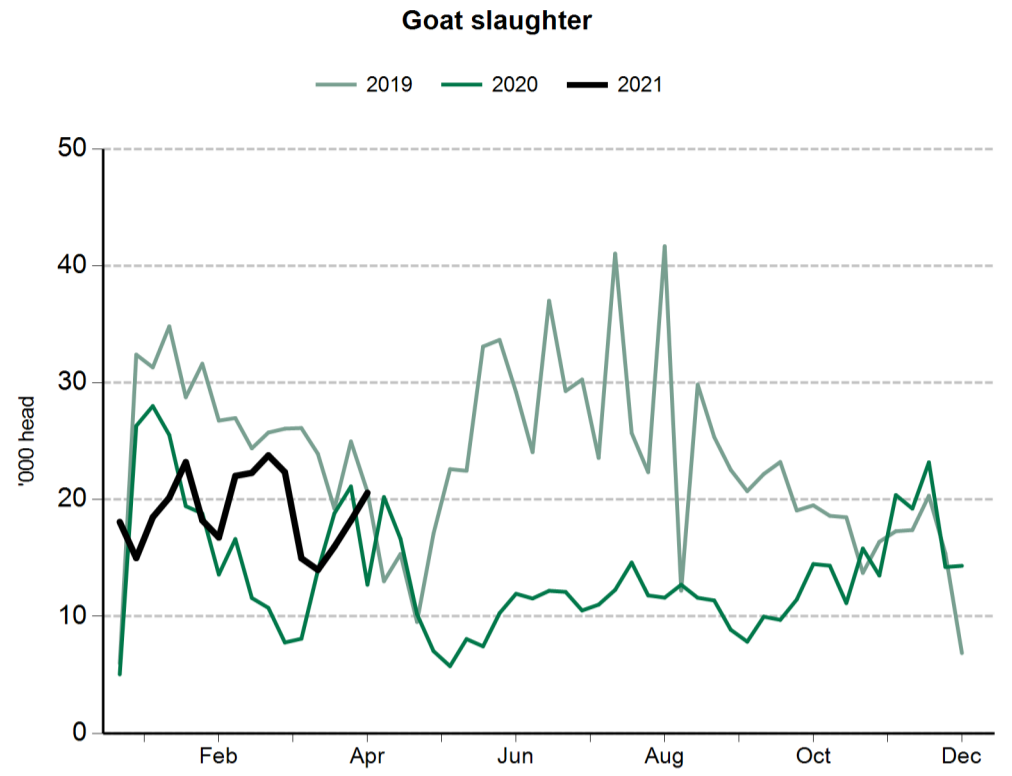
Sheep and lamb saleyard throughput		23 Apr 2021	16 Apr 2021	24 Apr 2020
NSW	Lambs	92,275	96,930	66,443
	Sheep	25,560	23,280	21,800
Victoria	Lambs	65,878	73,020	63,822
	Sheep	21,191	18,018	22,834
SA	Lambs	6,525	21,542	7,000
	Sheep	11,252	3,754	1,500
WA	Lambs	19,888	23,557	10,294
	Sheep	17,423	20,866	12,000
Tasmania	Lambs	2,535	3,633	700
	Sheep	987	2,206	500



Sheep and lamb slaughter		16 Apr 2021	24 Apr 2020
Queensland	Lambs	937	711
	Sheep	1,792	1,466
NSW	Lambs	111,873	96,251
	Sheep	37,690	32,759
Victoria	Lambs	163,800	150,165
	Sheep	33,383	27,719
SA	Lambs	54,476	44,371
	Sheep	3,268	2,603
Tasmania	Lambs	4,697	1,467
	Sheep	1,344	2,777



Goat slaughter		16 Apr 2021	24 Apr 2020
Queensland	Goats	9,298	10,503
NSW	Goats	2,670	1,389
Victoria	Goats	7,393	5,372
SA	Goats	1,213	2,953
Tasmania	Goats	nq	nq



**Cattle prices**

National saleyard indicators	Live weight	Muscle/Fat	Unit	27 Apr 2021	28 Apr 2020
Restocker Steer	200-280kg	C2	¢/kg lwt	530	398
Feeder Steer	330-400kg	C2	¢/kg lwt	457	360
Vealer Steer	280-330kg	C2	¢/kg lwt	506	395
			¢/kg cwt	964	752
Trade Steer	330-400kg	C3	¢/kg lwt	464	373
			¢/kg cwt	850	690
Medium Steer	400-500kg	C3	¢/kg lwt	397	279
			¢/kg cwt	746	518
Heavy Steer	500-600kg	C4	¢/kg lwt	373	268
			¢/kg cwt	674	486
Medium Cow	400-520kg	D3	¢/kg lwt	281	241
			¢/kg cwt	571	494
Eastern Young Cattle Indicator (EYCI)			¢/kg cwt	879.75	

[Click here for EYCI dashboard](#)

Eastern states OTH indicators	Carcase weight	Muscle	Unit	23 Apr 2021	1 May 2020
Trade steer	240-260kg	A-C	¢/kg cwt	633	536
Medium steer	260-280kg	A-C	¢/kg cwt	639	548
Heavy steer	300-400kg	A-C	¢/kg cwt	649	557
Medium cow	260-280kg	A-E	¢/kg cwt	541	466
MSA trade steer	240-260kg	A-C	¢/kg cwt	632	565

[Click here for OTH dashboard](#)

Feeder cattle indicators - paddock sales	Unit	24 Apr 2020
<b>Domestic</b>		
Steers 280-350kg	¢/kg lwt	354
Heifers 280-350kg	¢/kg lwt	328
<b>Export</b>		
Shortfed 100-120 DOF	¢/kg lwt	341
Mediumfed 120-220 DOF	¢/kg lwt	373
Longfed 220+ DOF	¢/kg lwt	330

State saleyard indicators				Queensland		NSW		Victoria		SA		Tasmania	
Category	Live weight	Muscle/Fat	Unit	27 Apr 2021	28 Apr 2020	27 Apr 2021	28 Apr 2020	27 Apr 2021	28 Apr 2020	27 Apr 2021	28 Apr 2020	27 Apr 2021	28 Apr 2020
Restocker Steer	200-280kg	C2	¢/kg lwt	530	395	490	430	448	nq	nq	nq	nq	nq
Feeder Steer	330-400kg	C2	¢/kg lwt	455	364	460	372	459	nq	383	nq	nq	nq
Vealer Steer	280-330kg	C2	¢/kg lwt	462	306	518	421	481	nq	445	nq	nq	nq
			¢/kg cwt	888	588	982	796	894	nq	888	nq	nq	nq
Trade Steer	330-400kg	C3	¢/kg lwt	390	346	478	377	464	nq	438	nq	nq	nq
			¢/kg cwt	722	629	856	694	861	nq	854	nq	nq	nq
Medium Steer	400-500kg	C3	¢/kg lwt	364	274	409	294	413	nq	429	nq	357	294
			¢/kg cwt	679	508	764	524	773	nq	838	nq	664	544
Heavy Steer	500-600kg	C4	¢/kg lwt	360	309	371	264	389	nq	nq	nq	nq	nq
			¢/kg cwt	654	555	669	479	709	nq	nq	nq	nq	nq
Medium Cow	400-520kg	D3	¢/kg lwt	280	233	281	255	299	nq	nq	nq	250	223
			¢/kg cwt	569	485	579	529	624	nq	nq	nq	510	482

State over-the-hooks indicators				Queensland		NSW		Victoria		SA		Tasmania	
Category	Carcase weight	Muscle	Unit	23 Apr 2021	1 May 2020	23 Apr 2021	1 May 2020	23 Apr 2021	1 May 2020	23 Apr 2021	1 May 2020	23 Apr 2021	1 May 2020
Trade steer	240-260kg	A-C	¢/kg cwt	654	532	650	539	677	592	nq	nq	551	482
Medium steer	260-280kg	A-C	¢/kg cwt	649	532	635	536	678	577	nq	nq	595	nq
Heavy steer	300-400kg	A-C	¢/kg cwt	659	543	646	546	684	583	nq	nq	605	nq
Medium cow	260-280kg	A-E	¢/kg cwt	555	445	555	470	530	481	569	493	497	442
MSA trade steer	240-260kg	A-C	¢/kg cwt	657	548	635	583	nq	nq	605	nq	nq	nq

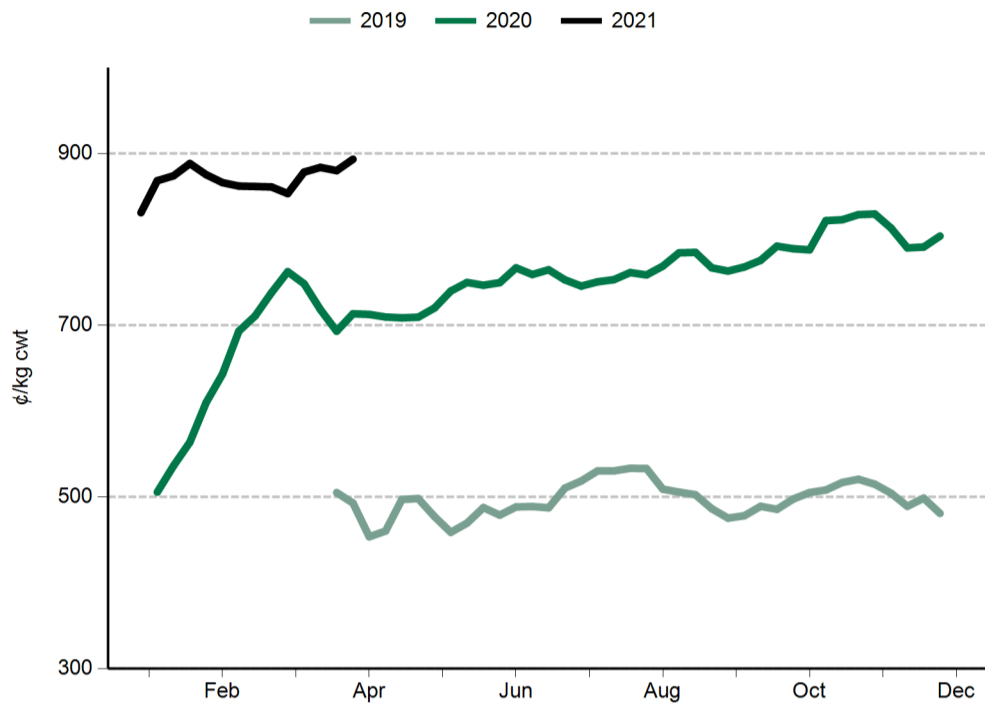
WA saleyard indicators	Unit	27 Apr 2021	28 Apr 2020
WYCI	¢/kg cwt	943	nq
Medium Steer	¢/kg lwt	427	nq
Medium Cow	¢/kg lwt	288	nq

[Click here for WYCI dashboard](#)

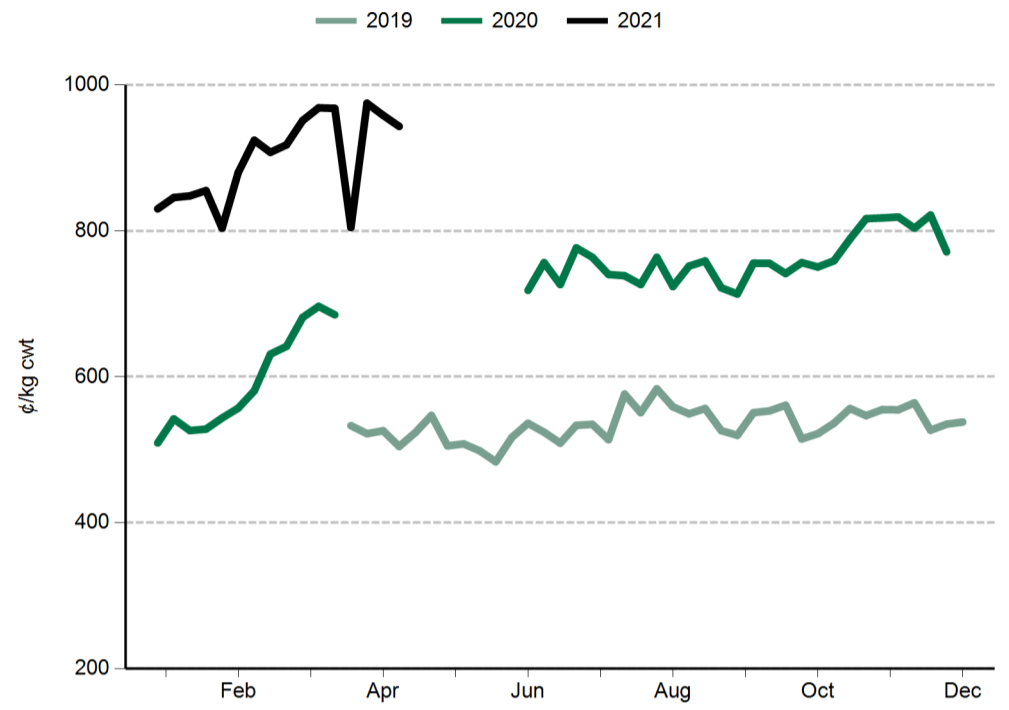
WA over-the-hooks indicators	Unit	1 May 2020
Grassfed yearling	¢/kg cwt	565
Grainfed yearling	¢/kg cwt	565
MSA yearling	¢/kg cwt	590

Live Export Price Quotes			Unit	16 Apr 2021	24 Apr 2020
Light Steer	260 - 360 kg	Townsville	¢/kg lwt	400	nq
	260 - 360 kg	Darwin	¢/kg lwt	nq	280
Light Heifer	260 - 360 kg	Townsville	¢/kg lwt	375	nq
	260 - 360 kg	Darwin	¢/kg lwt	nq	260

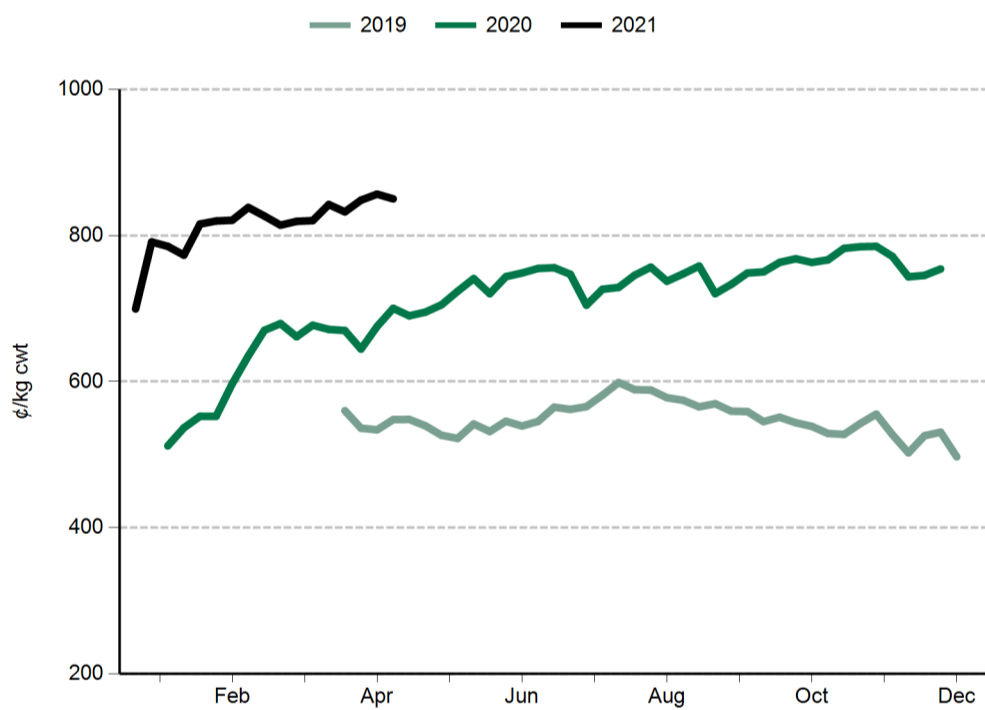
**Eastern Young Cattle Indicator (EYCI)**



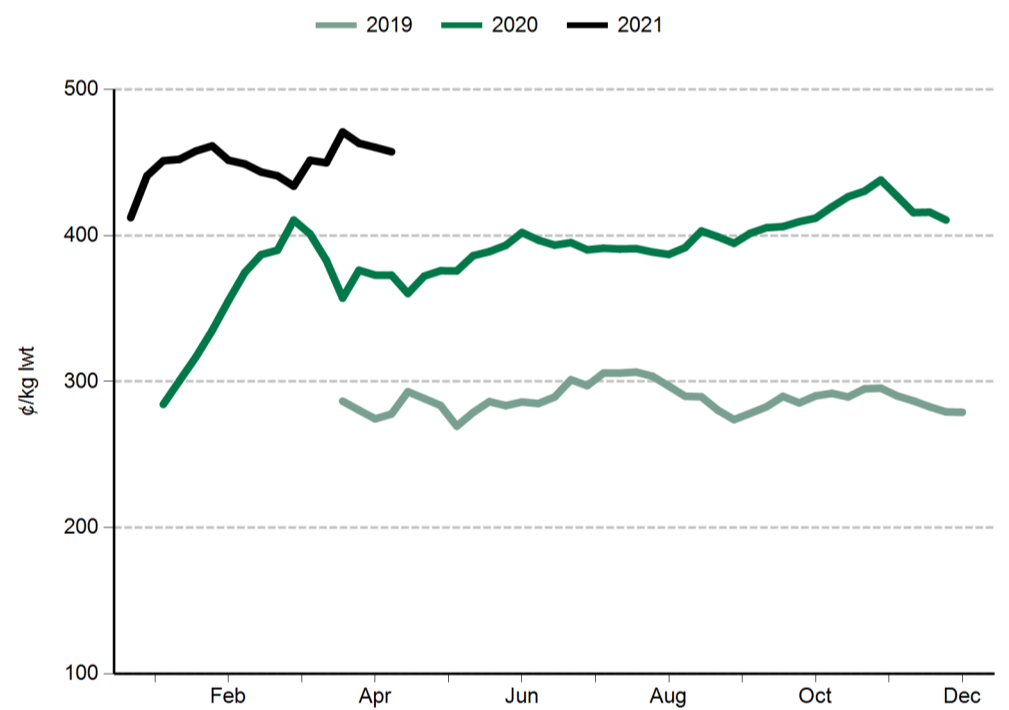
**Western Young Cattle Indicator (WYCI)**



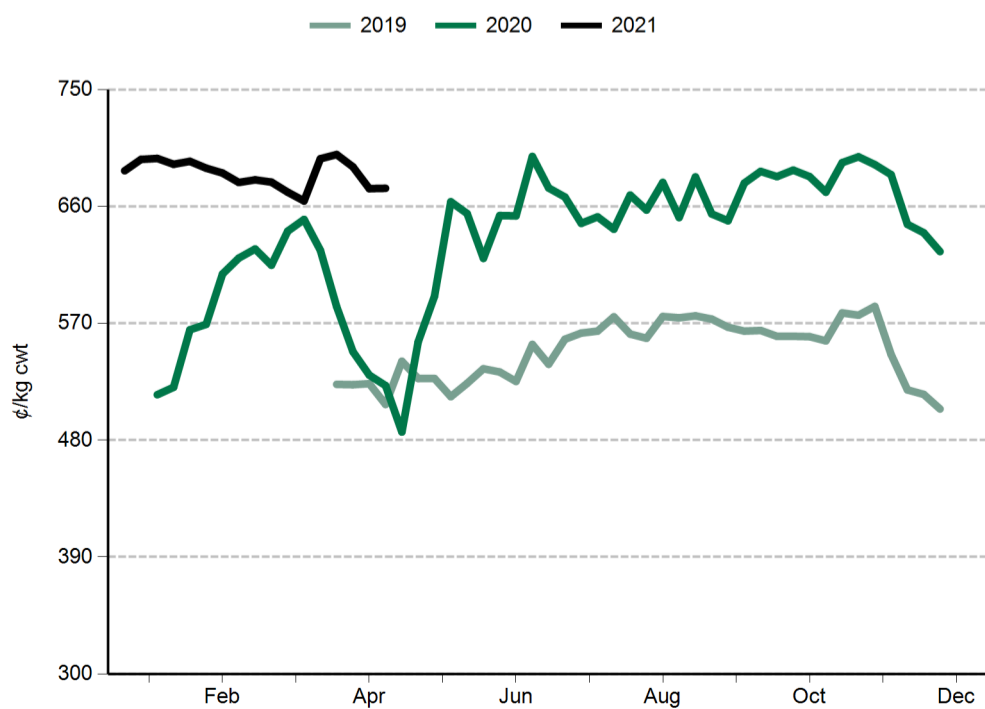
**Trade steer**



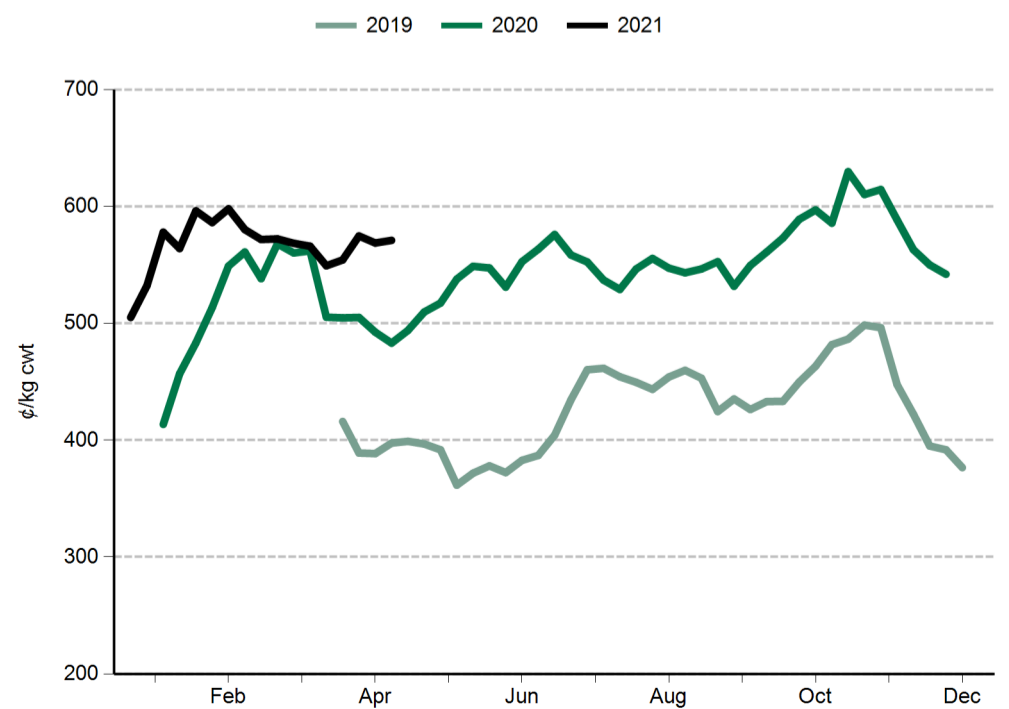
**Feeder steer**



**Heavy steer**



**Medium cow**



#### Sheep and lamb prices

<b>Eastern States Trade Lamb Indicator (¢/kg cwt)</b>	28 April 2021
ESTLI	809

<b>National saleyard sheep and lamb indicators (¢/kg cwt)</b>		27 Apr 2021	28 Apr 2020
Merino lamb	16-22kg	771	777
Restocker/feeder lamb	0-18kg	877	875
Light lamb	12-18kg	789	872
Trade lamb	18-22kg	795	886
Heavy lamb	22+kg	776	868
Mutton	18-24kg	626	632

<b>National OTH sheep and lamb indicators (¢/kg cwt)</b>		23 Apr 2021	1 May 2020
Medium trade lamb	18-20kg	764	791
Heavy trade lamb	20-22kg	764	791
Heavy lamb	22-24kg	762	791
Mutton	18-24kg	639	601

[Click here for OTH dashboard](#)

<b>State saleyard sheep and lamb indicators (¢/kg cwt)</b>		Victoria		NSW		SA		WA		Tasmania
		27 Apr 2021	28 Apr 2020	27 Apr 2021	28 Apr 2020	27 Apr 2021	28 Apr 2020	27 Apr 2021	28 Apr 2020	28 Apr 2020
Merino lamb	16-22kg	771	818	780	778	771	nq	748	711	nq
Restocker/feeder lamb	0-18kg	943	903	1013	978	943	nq	701	592	919
Light lamb	12-18kg	861	916	872	919	861	nq	726	706	887
Trade lamb	18-22kg	822	907	807	889	822	nq	735	752	842
Heavy lamb	22+kg	785	845	777	890	785	nq	754	787	772
Mutton	18-24kg	657	686	638	651	657	nq	559	559	663

<b>Over-the-hooks sheep and lamb indicators (¢/kg cwt)</b>		Victoria		NSW		SA		WA		Tasmania	
		23 Apr 2021	1 May 2020	23 Apr 2021	1 May 2020	23 Apr 2021	1 May 2020	23 Apr 2021	1 May 2020	23 Apr 2021	1 May 2020
Medium trade lamb	18-20kg	774	823	757	800	783	792	740	750	nq	nq
Heavy trade lamb	20-22kg	774	823	757	800	783	792	740	750	nq	nq
Heavy lamb	22-24kg	768	825	757	800	783	778	740	760	nq	nq
Mutton	18-24kg	662	638	665	655	627	600	603	513	nq	nq

<b>Live export price quotes (A\$/head)</b>		20 Apr 2021	28 Apr 2020
Live wether	Muchea	nq	nq

#### Glossary:

**cwt** – carcase weight

**lwt** – live weight

**OTH** – over-the-hooks. Refers to the marketing of cattle/sheep/lambs directly from the farm to an abattoir where a producer is paid for the value of the carcase based on a sliding grid.

**CIF** – Cost, insurance, freight. The quoted price for the goods including freight and insurance costs delivered to final destination.

**C&F** – Cost and freight. Refers to the quoted price for the goods, including freight to the delivery point, but not insurance.

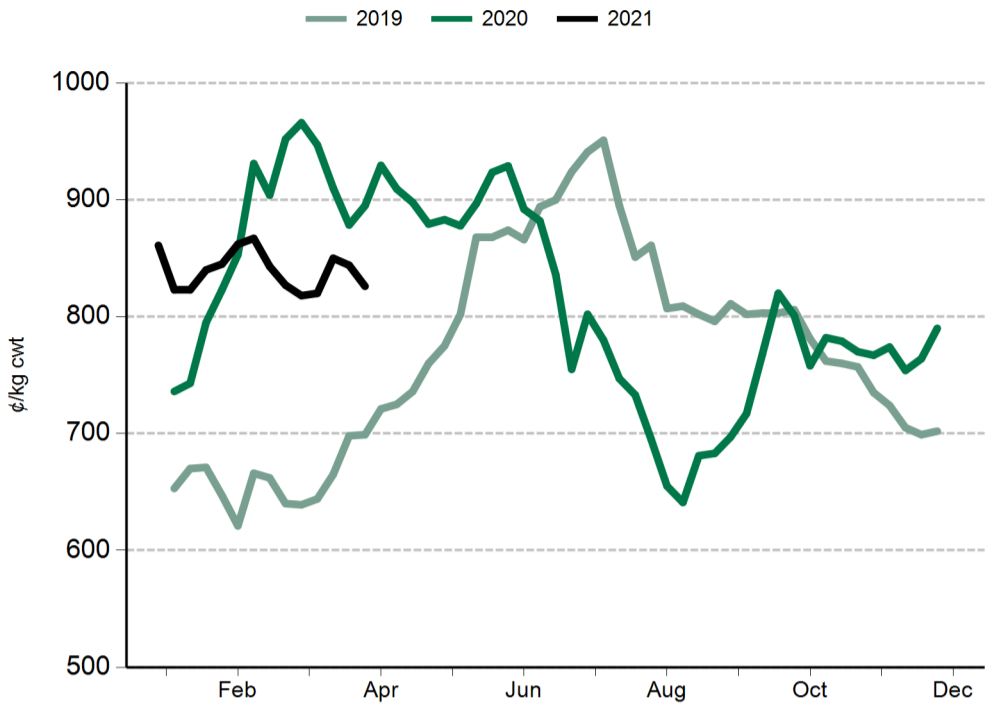
**FAS** – Free alongside ship. Refers to export price quotes where the seller is obliged to pay warehouse services, packing, inland freight and port charges, but not placement of goods onto the ship. The buyer is obliged to pay overseas freight, charges in foreign port, customs duties, quarantine and delivery to final destination. (See also 'FOB').

**EYCI** – Eastern Young Cattle Indicator. A seven day rolling average from 24 saleyards across NSW, Victoria and Queensland. It includes vealer and yearling heifers and steers, grade score C2 or C3, with live weight from 200kg.

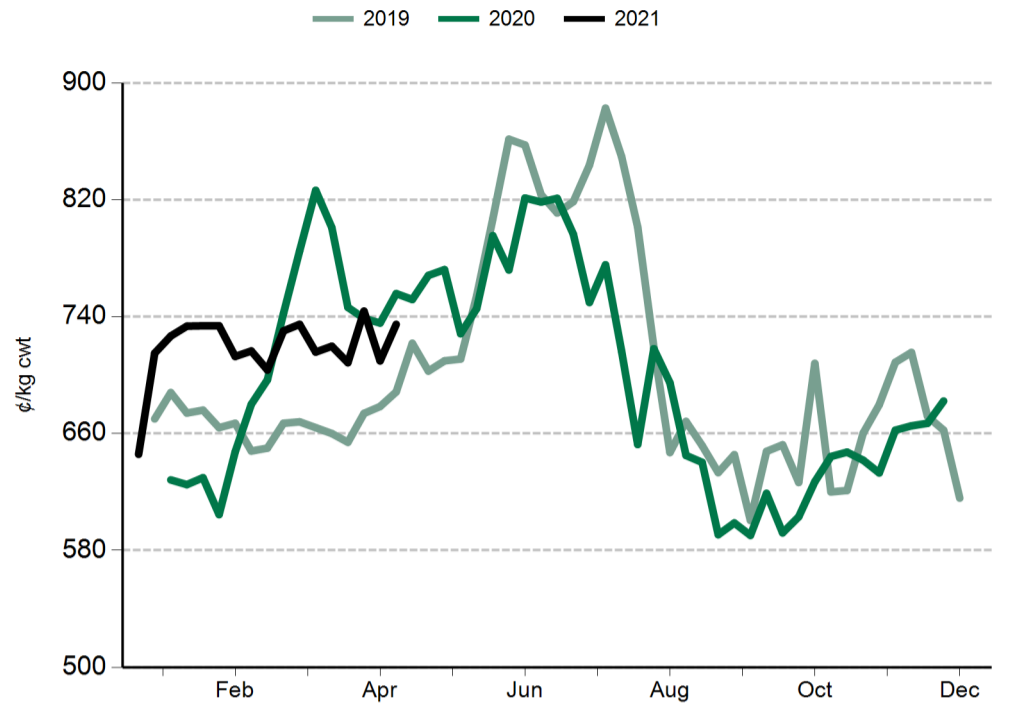
**WYCI** – Western Young Cattle Indicator. A benchmark of the value of young cattle in WA saleyards. It includes vealer and yearling heifers and steers, grade score C2 or C3, 180kg+ live weight.

**All data is collected by MLA's NLRS, unless specified otherwise.**

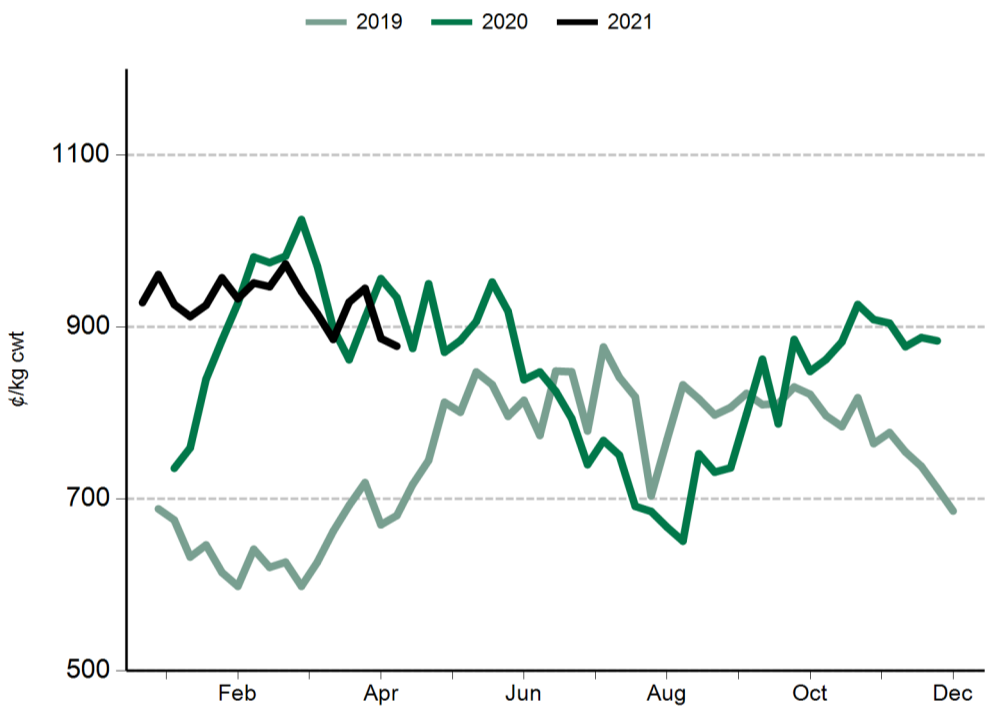
**Eastern States Trade Lamb Indicator (ESTLI)**



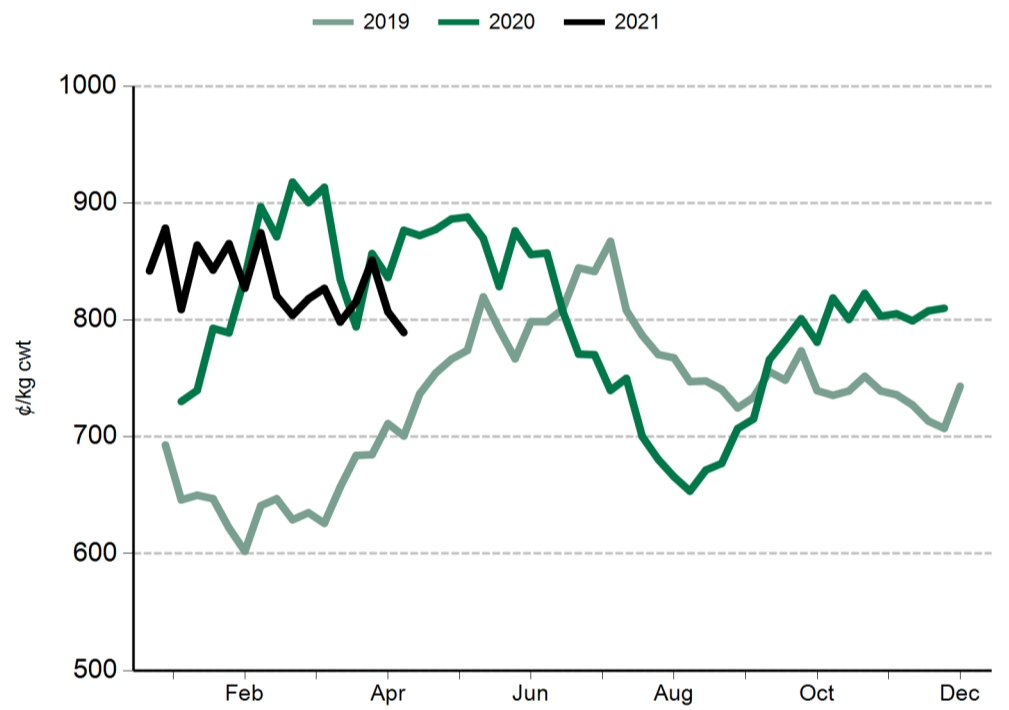
**Western Trade Lamb Indicator (WTLI)**



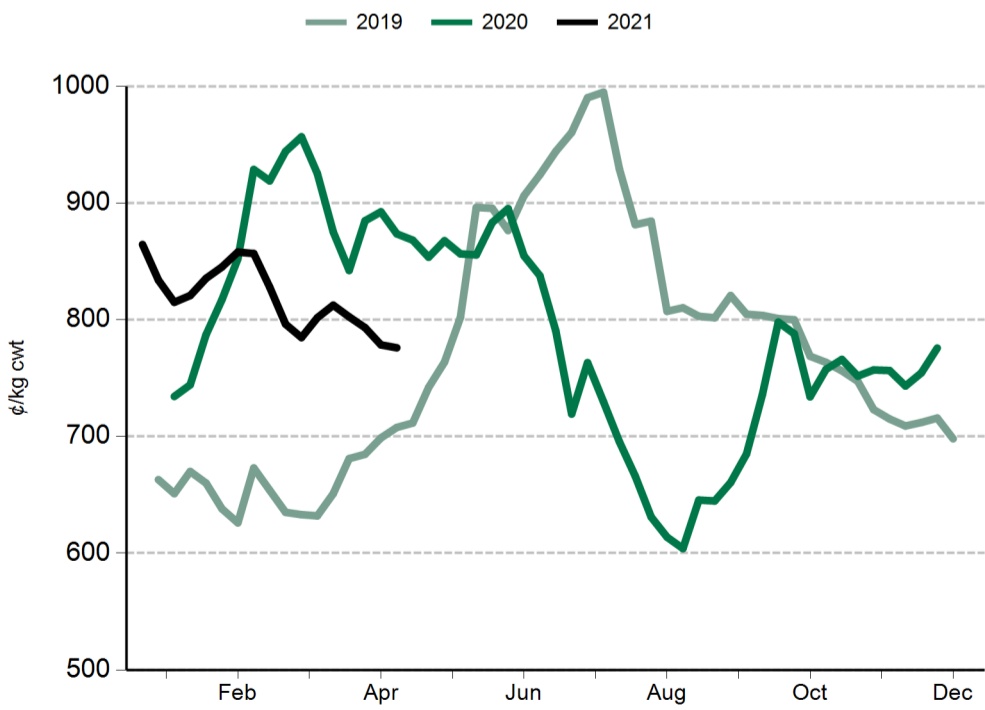
**Restocker lamb**



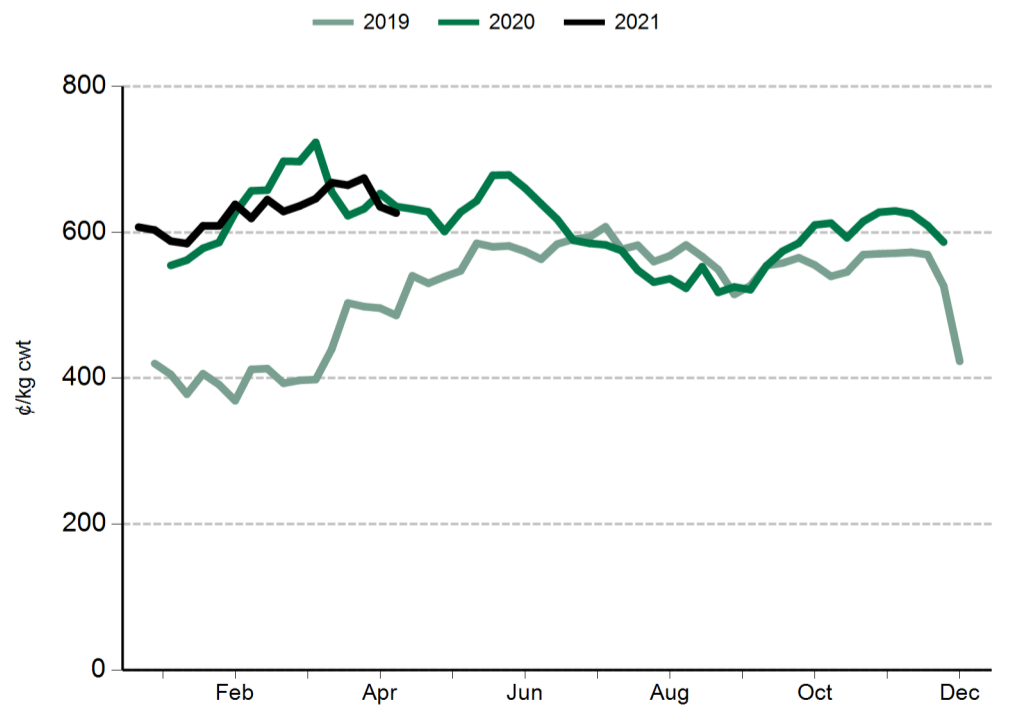
**Light lamb**



**Heavy lamb**



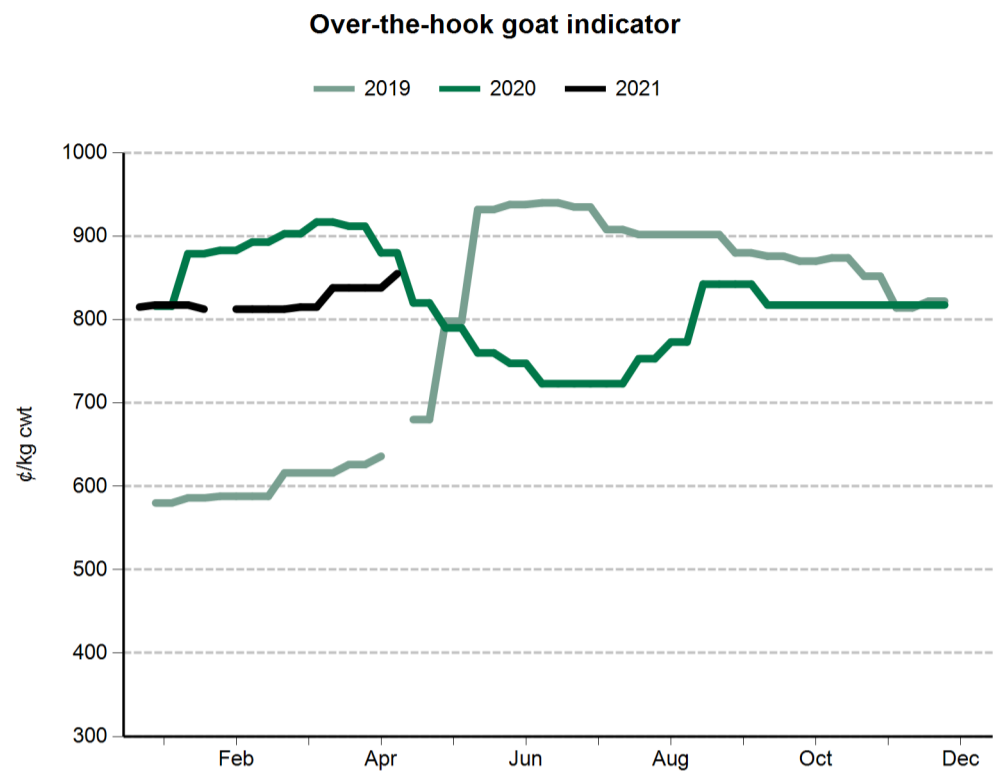
**Mutton**



#### General statistics

Over-the-hooks goat indicators (A¢/kg cwt)	16 Apr 2021	1 May 2020
8.1-10kg	838	820
10.1-12kg	838	820
12.1-16kg	838	820
16.1-20kg	838	820
20.1kg+	838	820

Skin indicators - Lambs		24 Apr 2020
2" +	16.1 - 20kg	200
	20.1 - 24kg	275
	24.1kg +	438
1" - 2"	16.1 - 20kg	150
	20.1 - 24kg	125
	24.1kg +	275
0.5" - 1"	16.1 - 20kg	nq
	20.1 - 24kg	75
	24.1kg +	163
New Season	16.1 - 20kg	150
	20.1 - 24kg	269
	24.1kg +	388
Skin indicators - Merino sheep (average 25 micron)		
1.5" - 2"	16.1 - 20kg	1000
	20.1 - 24kg	1125
	24.1kg +	1275



Grain prices - Darling Downs (A\$/tonne)	16 Apr 2021	24 Apr 2020
Wheat	294	470
Barley	272	395
Sorghum	300	438
Grain prices - Riverina (A\$/tonne)		
Wheat	294	402
Barley	nq	313

Source: Profarmer Australia

PLEASE NOTE

MLA no longer reports on fodder prices, tallow prices or the EMI on a weekly basis.

These can be accessed separately through these links:

- [Fodder prices \(Dairy Australia\)](#)
- [Tallow prices \(MLA monthly co-product report\)](#)
- [EMI \(AWEX\)](#)

US imported beef prices (CIF)		16 Apr 2021	24 Apr 2020
Bull 95CL	US¢/lb	265.5	225.5
	A¢/kg	756.5	783.9
Cow 90CL	US¢/lb	246.5	199.0
	A¢/kg	702.4	691.7
CC/CF 85CL	US¢/lb	228.5	195.5
	A¢/kg	651.1	679.6
Shank 90CL	US¢/lb	251.0	219.0
	A¢/kg	715.2	761.3
Trim 85CL	US¢/lb	227.5	194.5
	A¢/kg	648.3	676.1
Trim 80CL	US¢/lb	199.0	167.5
	A¢/kg	567.0	582.2
Trim 75CL	US¢/lb	175.0	171.0
	A¢/kg	498.7	594.4
Trim 65CL	US¢/lb	nq	nq
	A¢/kg	nq	nq
Outside flats	US¢/lb	nq	nq
	A¢/kg	nq	nq
Knuckles	US¢/lb	296.0	262.5
	A¢/kg	843.4	912.5
Inside cap off	US¢/lb	342.5	290.0
	A¢/kg	975.9	1008.1

Source: Steiner Consulting Group

