

The following weekly statistical summary includes the following information:

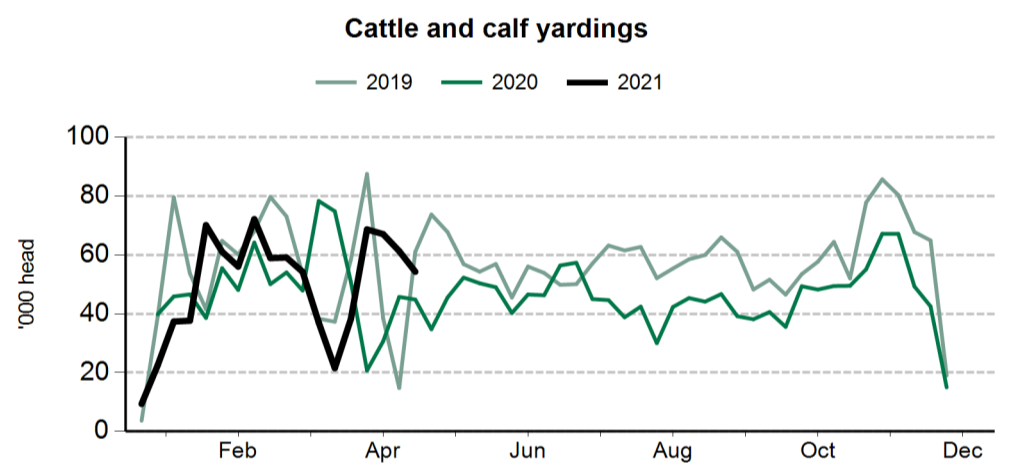
- **Livestock movements**.....pages 1-2
  - Cattle yardings
  - Sheep yardings
  - Cattle slaughter
  - Sheep, lamb and goat slaughter
- **Cattle price indicators**.....pages 3-4
  - Saleyard indicators
  - Over-the-hook indicators
  - Live export indicators
- **Sheep and lamb indicators**.....pages 5-6
  - Saleyard indicators
  - Over-the-hook indicators
  - Live export indicators
- **General statistics**.....page 7
  - Over-the-hook goat indicators
  - Skin price indicators
  - Weekly US imported beef indicators

### Cattle movements

Cattle saleyard throughput		7 May 2021	30 Apr 2021	8 May 2020
Queensland	Cattle	17,403	17,476	13,124
NSW	Cattle	12,535	14,007	9,911
Victoria	Cattle	7,538	7,647	8,744
SA	Cattle	1,694	1,621	1,214
WA	Cattle	1,717	2,234	1,652
Tasmania	Cattle	130	135	99

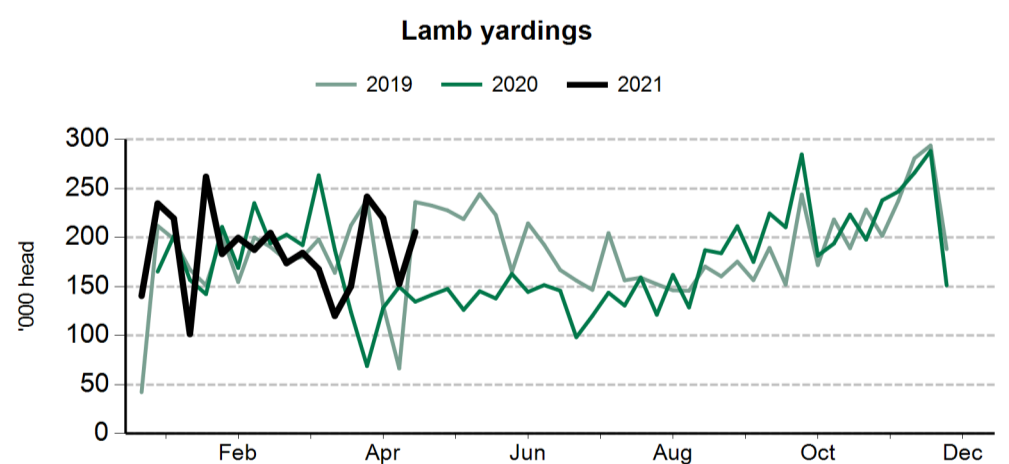
Cattle slaughter		30 Apr 2021	8 May 2020
Queensland	Cattle	45,146	65,315
	Calves	33	61
NSW	Cattle	27,716	30,139
	Calves	1,071	1,126
Victoria	Cattle	12,826	22,881
	Calves	3,874	5,025
SA	Cattle	2,686	3,298
	Calves	13	7
Tasmania	Cattle	4,087	4,401
	Calves	213	123

[Click Here to access new dashboards](#)

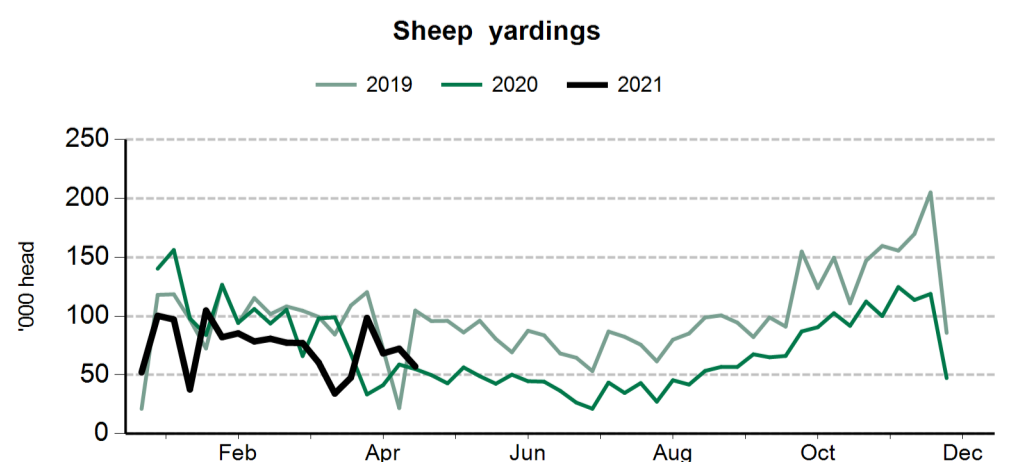


### Smallstock movements

Sheep and lamb saleyard throughput		7 May 2021	30 Apr 2021	8 May 2020
NSW	Lambs	93,031	92,095	62,252
	Sheep	21,147	17,580	20,968
Victoria	Lambs	67,338	73,182	53,186
	Sheep	17,376	22,234	10,454
SA	Lambs	5,320	20,668	9,486
	Sheep	11,549	4,483	2,229
WA	Lambs	14,943	17,259	14,395
	Sheep	12,522	11,986	14,500
Tasmania	Lambs	874	1,295	1,000
	Sheep	1,315	719	1,600

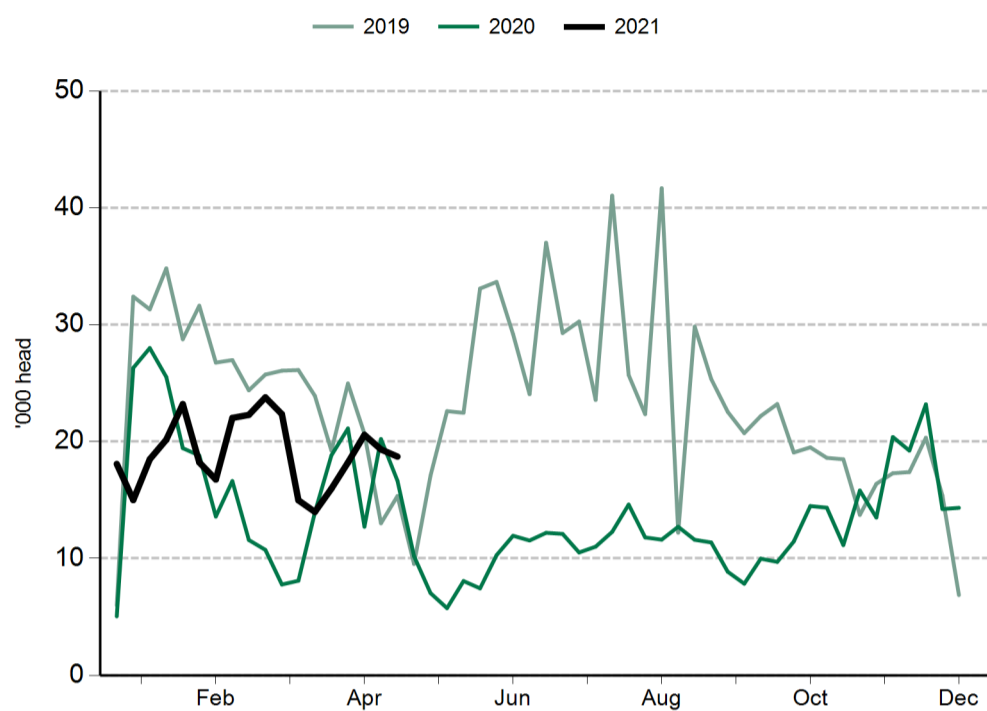


Sheep and lamb slaughter		30 Apr 2021	8 May 2020
Queensland	Lambs	1,195	402
	Sheep	1,212	1,108
NSW	Lambs	112,927	93,760
	Sheep	37,865	31,873
Victoria	Lambs	167,802	143,527
	Sheep	31,190	21,929
SA	Lambs	54,617	39,186
	Sheep	1,376	4,451
Tasmania	Lambs	5,571	3,224
	Sheep	721	1,047

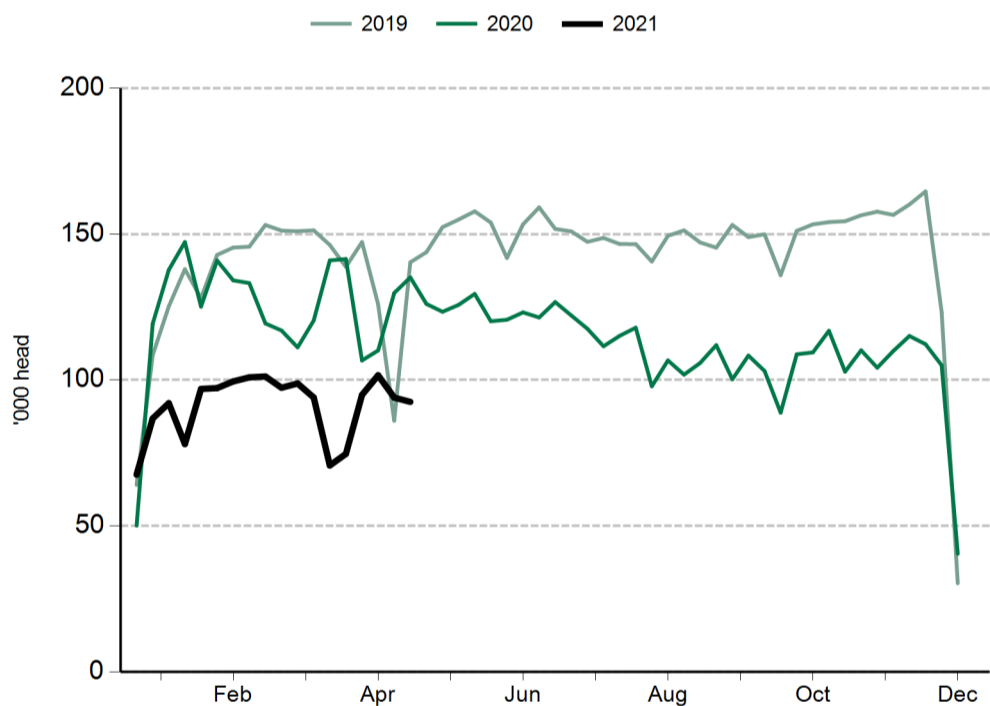


Goat slaughter		30 Apr 2021	8 May 2020
Queensland	Goats	6,847	6,376
NSW	Goats	1,691	1,499
Victoria	Goats	6,838	1,382
SA	Goats	3,336	942
Tasmania	Goats	nq	nq

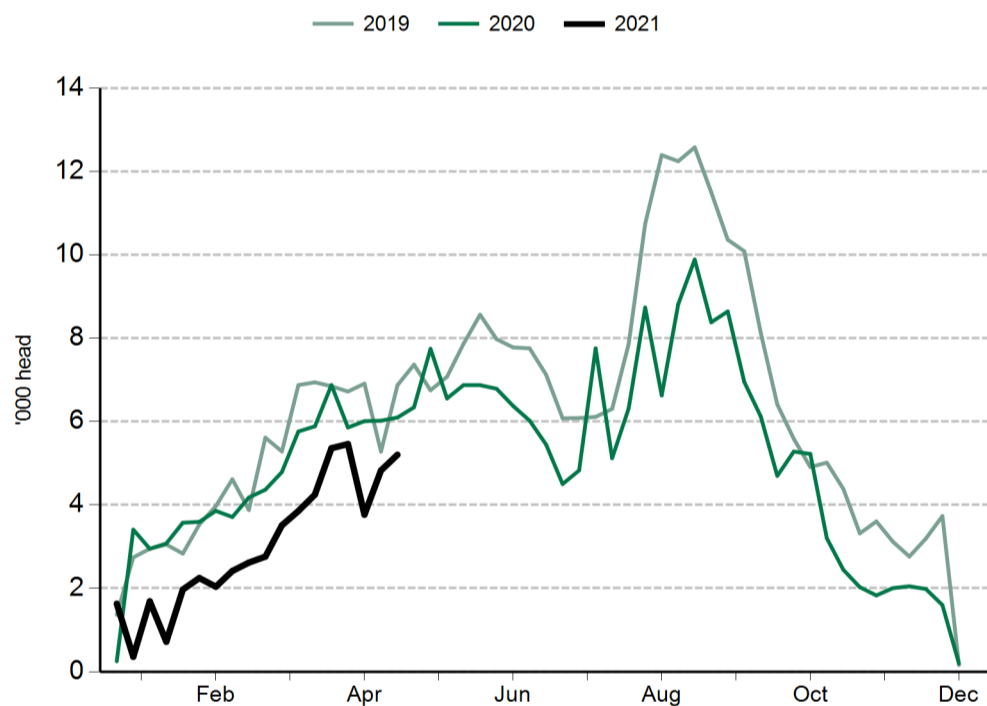
Goat slaughter



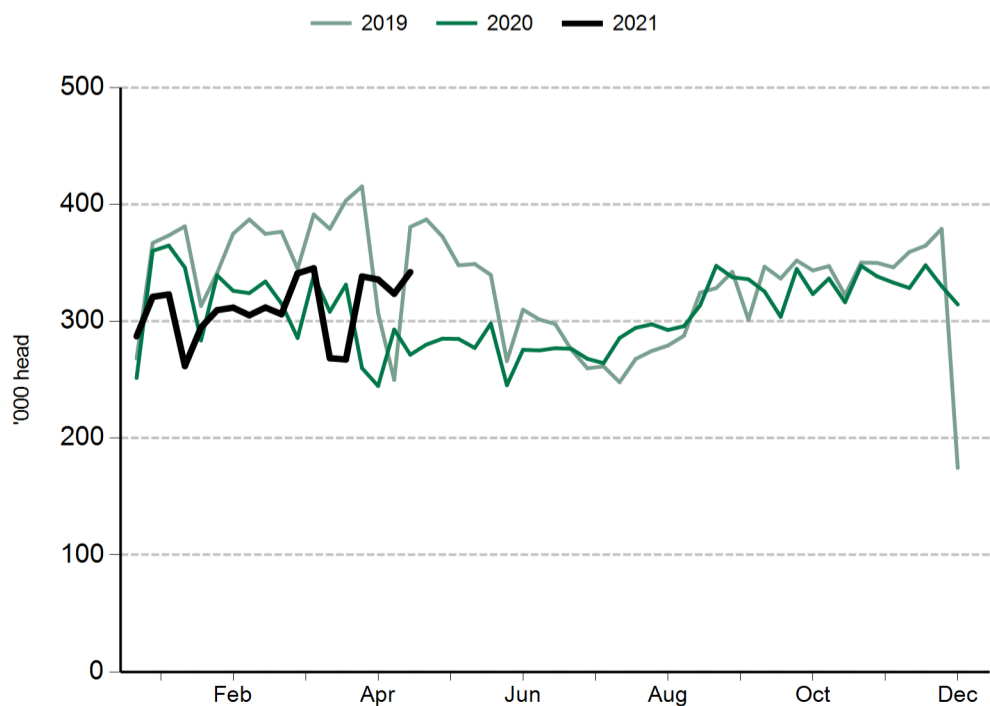
Cattle slaughter



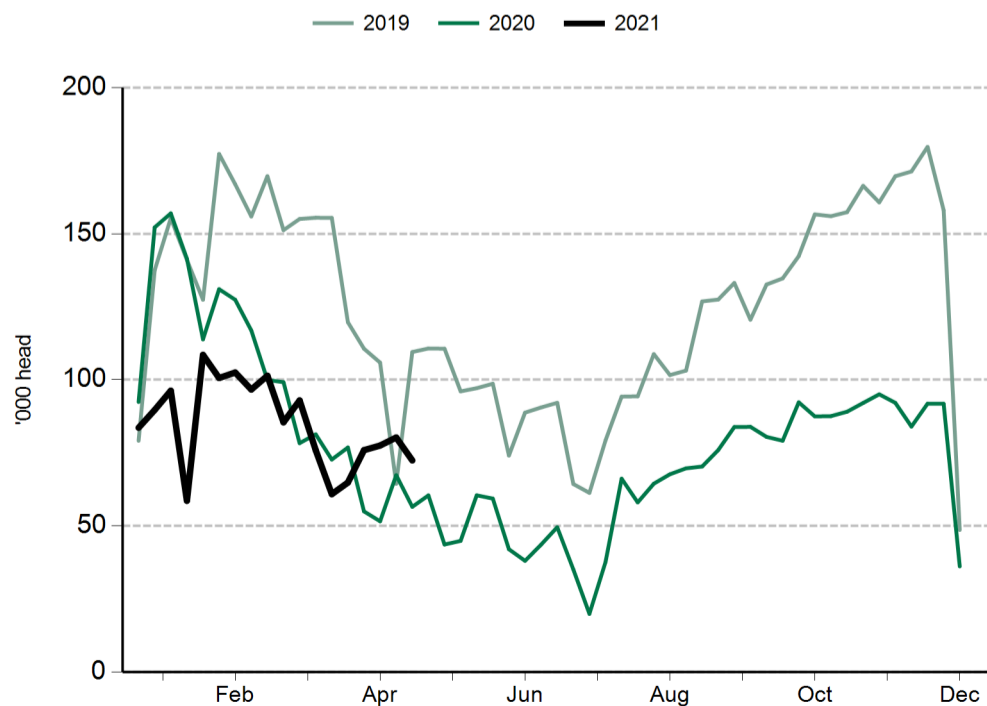
Calf slaughter



Lamb slaughter



Sheep slaughter



#### Cattle prices

National saleyard indicators	Live weight	Muscle/Fat	Unit	11 May 2021	12 May 2020
Restocker Steer	200-280kg	C2	¢/kg lwt	554	414
Feeder Steer	330-400kg	C2	¢/kg lwt	457	376
Vealer Steer	280-330kg	C2	¢/kg lwt	522	404
			¢/kg cwt	985	773
Trade Steer	330-400kg	C3	¢/kg lwt	467	375
			¢/kg cwt	857	705
Medium Steer	400-500kg	C3	¢/kg lwt	388	311
			¢/kg cwt	729	586
Heavy Steer	500-600kg	C4	¢/kg lwt	388	326
			¢/kg cwt	704	591
Medium Cow	400-520kg	D3	¢/kg lwt	282	250
			¢/kg cwt	570	517
Eastern Young Cattle Indicator (EYCI)			¢/kg cwt	902.25	719.75

Eastern states OTH indicators	Carcase weight	Muscle	Unit	7 May 2021	15 May 2020
Trade steer	240-260kg	A-C	¢/kg cwt	634	555
Medium steer	260-280kg	A-C	¢/kg cwt	640	573
Heavy steer	300-400kg	A-C	¢/kg cwt	649	582
Medium cow	260-280kg	A-E	¢/kg cwt	543	481
MSA trade steer	240-260kg	A-C	¢/kg cwt	651	597

State saleyard indicators				Queensland		NSW		Victoria		SA		Tasmania	
Category	Live weight	Muscle/Fat	Unit	11 May 2021	12 May 2020	11 May 2021	12 May 2020	11 May 2021	12 May 2020	11 May 2021	12 May 2020	11 May 2021	12 May 2020
Restocker Steer	200-280kg	C2	¢/kg lwt	553	413	568	442	540	nq	453	nq	nq	nq
Feeder Steer	330-400kg	C2	¢/kg lwt	454	372	457	384	454	nq	448	nq	nq	nq
Vealer Steer	280-330kg	C2	¢/kg lwt	409	317	531	427	493	nq	537	nq	nq	nq
			¢/kg cwt	787	604	988	813	930	nq	1073	nq	nq	nq
Trade Steer	330-400kg	C3	¢/kg lwt	nq	353	475	399	469	nq	446	nq	nq	nq
			¢/kg cwt	nq	642	844	738	877	nq	881	nq	nq	nq
Medium Steer	400-500kg	C3	¢/kg lwt	335	314	399	306	410	nq	387	nq	373	nq
			¢/kg cwt	630	595	744	544	766	nq	756	nq	684	nq
Heavy Steer	500-600kg	C4	¢/kg lwt	361	323	388	313	416	nq	nq	nq	nq	nq
			¢/kg cwt	669	577	696	570	765	nq	nq	nq	nq	nq
Medium Cow	400-520kg	D3	¢/kg lwt	279	240	296	269	301	nq	nq	nq	nq	225
			¢/kg cwt	564	499	623	559	611	nq	nq	nq	nq	479

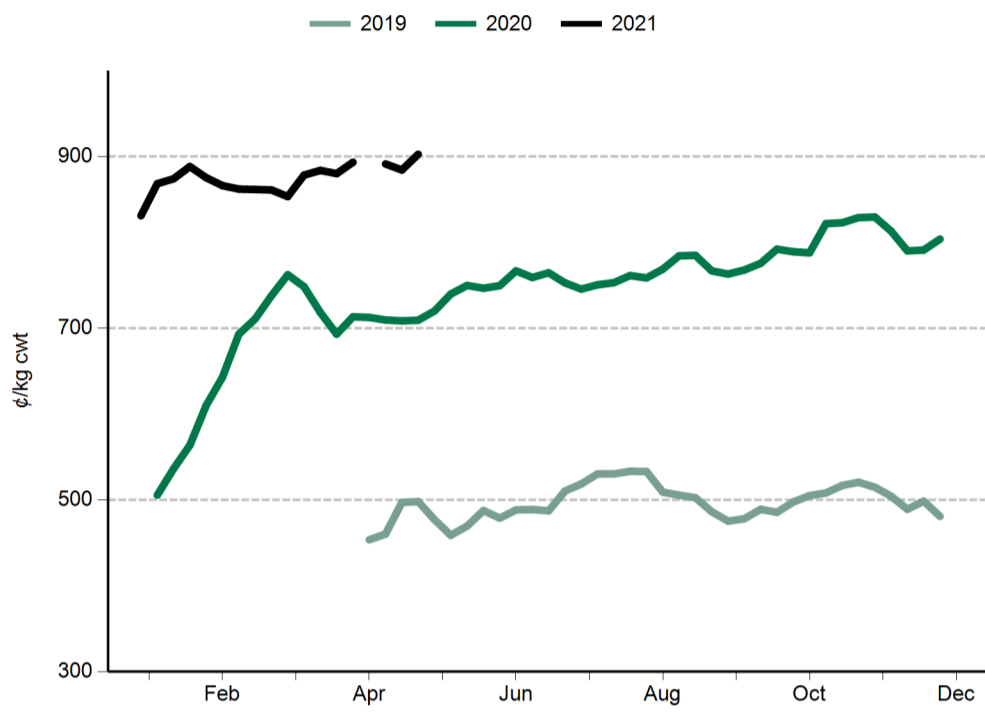
State over-the-hooks indicators				Queensland		NSW		Victoria		SA		Tasmania	
Category	Carcase weight	Muscle	Unit	7 May 2021	15 May 2020	7 May 2021	15 May 2020	7 May 2021	15 May 2020	7 May 2021	15 May 2020	7 May 2021	15 May 2020
Trade steer	240-260kg	A-C	¢/kg cwt	654	579	650	553	680	607	nq	nq	551	482
Medium steer	260-280kg	A-C	¢/kg cwt	649	577	635	553	681	589	nq	nq	595	nq
Heavy steer	300-400kg	A-C	¢/kg cwt	659	587	646	563	687	595	nq	nq	605	nq
Medium cow	260-280kg	A-E	¢/kg cwt	555	483	555	484	527	488	582	507	497	442
MSA trade steer	240-260kg	A-C	¢/kg cwt	664	598	643	597	nq	nq	645	nq	nq	nq

WA saleyard indicators	Unit	11 May 2021	12 May 2020
WYCI	¢/kg cwt	982	nq
Medium Steer	¢/kg lwt	423	nq
Medium Cow	¢/kg lwt	287	nq

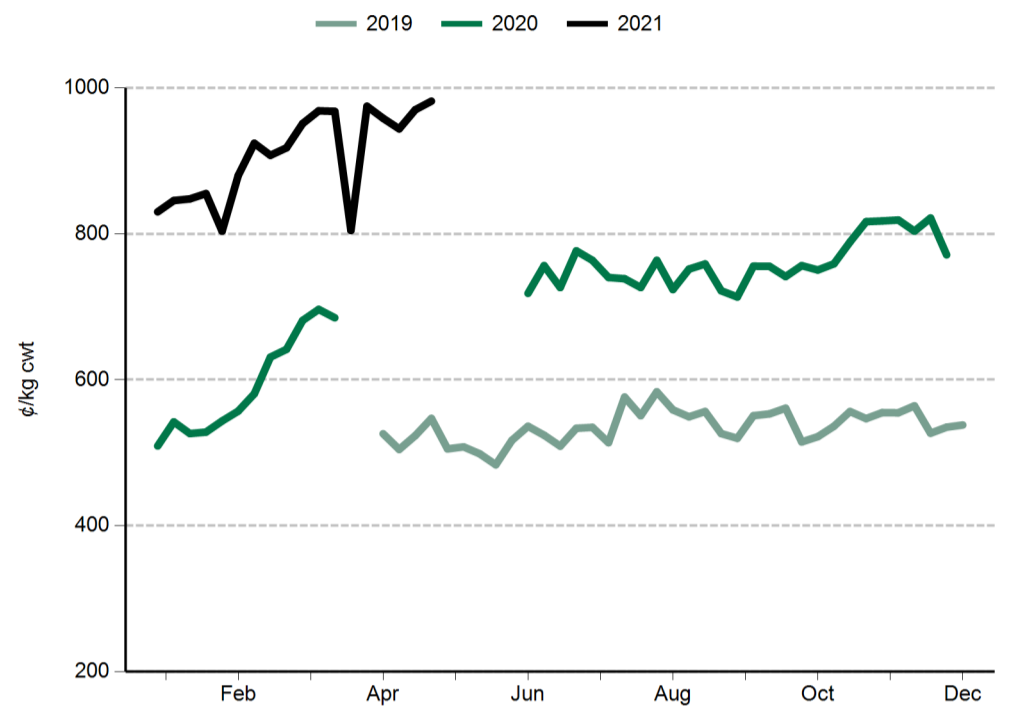
WA over-the-hooks indicators	Unit	15 May 2020
Grassfed yearling	¢/kg cwt	565
Grainfed yearling	¢/kg cwt	565
MSA yearling	¢/kg cwt	590

Live Export Price Quotes			Unit	30 Apr 2021	8 May 2020
Light Steer	260 - 360 kg	Townsville	¢/kg lwt	400	nq
	260 - 360 kg	Darwin	¢/kg lwt	nq	300
Light Heifer	260 - 360 kg	Townsville	¢/kg lwt	375	nq
	260 - 360 kg	Darwin	¢/kg lwt	nq	280

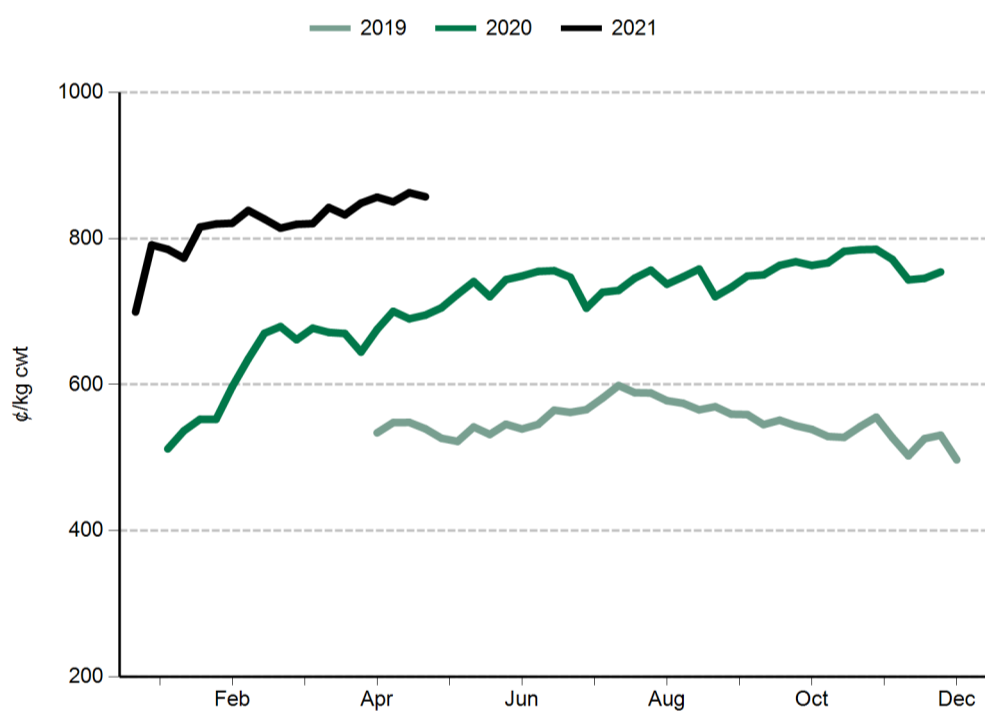
**Eastern Young Cattle Indicator (EYCI)**



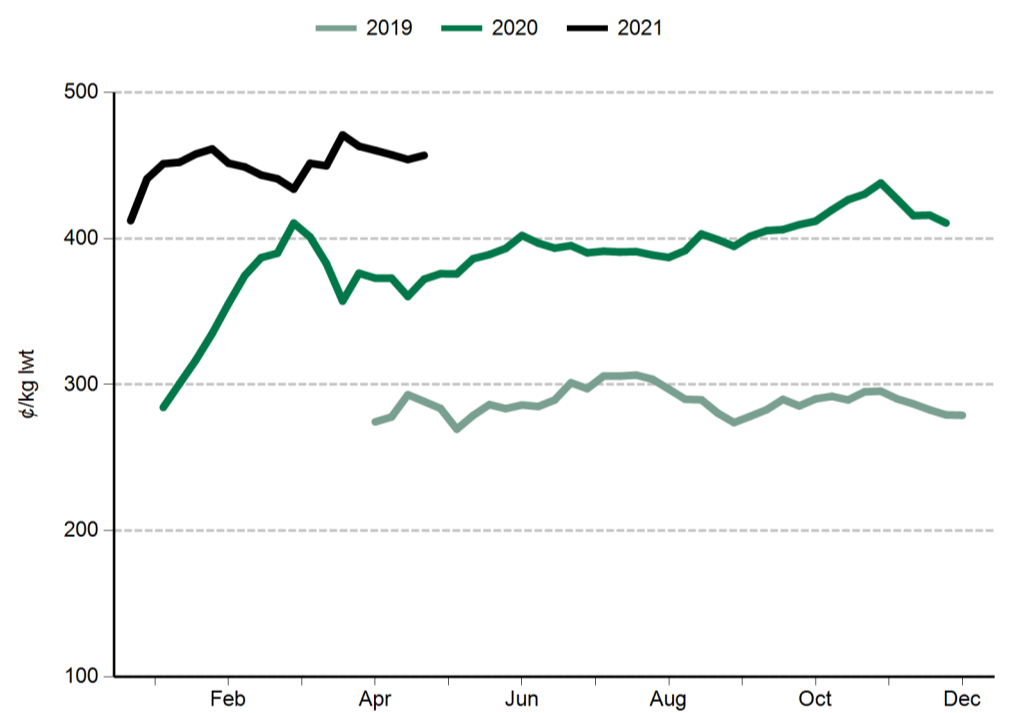
**Western Young Cattle Indicator (WYCI)**



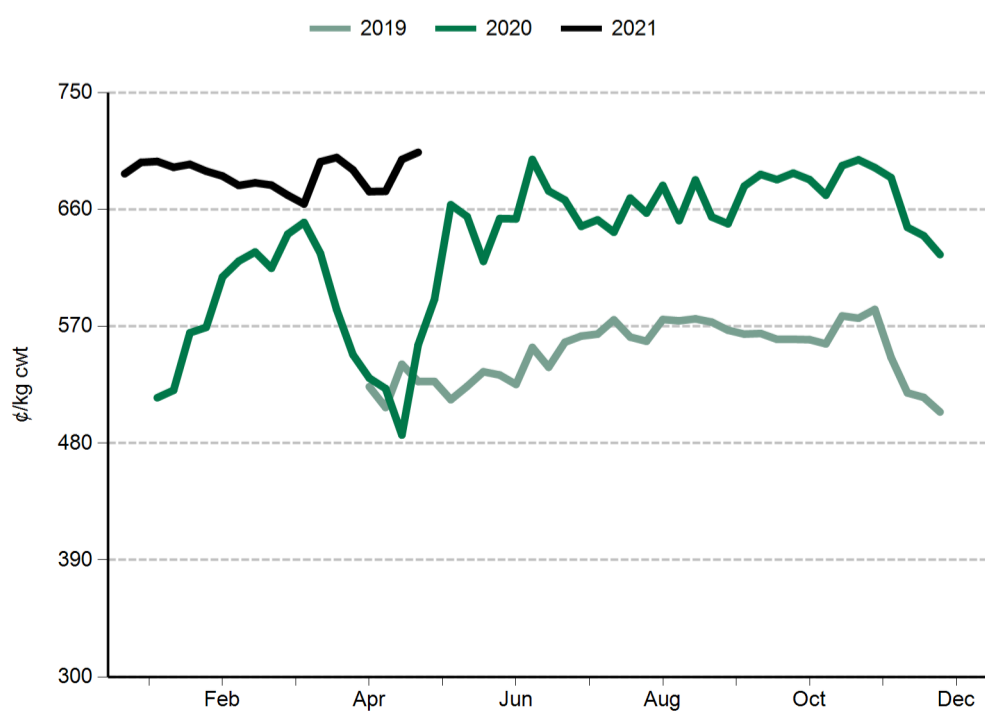
**Trade steer**



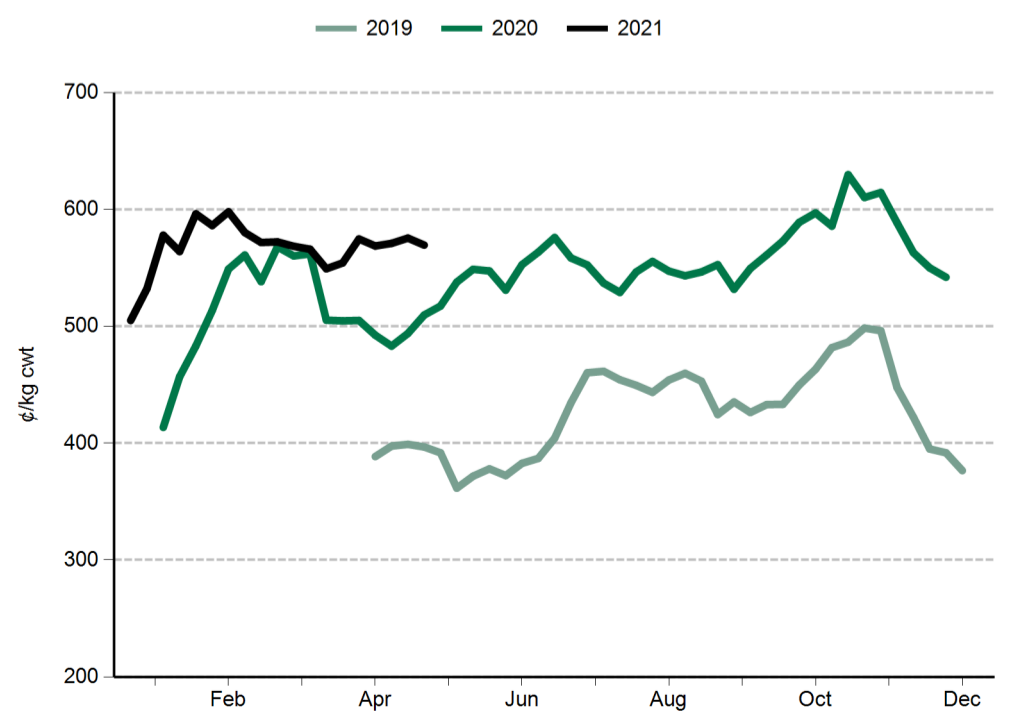
**Feeder steer**



**Heavy steer**



**Medium cow**



#### Sheep and lamb prices

Eastern States Trade Lamb Indicator (¢/kg cwt)	11 May 2021	12 May 2020
ESTLI	810	883

National saleyard sheep and lamb indicators (¢/kg cwt)		11 May 2021	12 May 2020
Merino lamb	16-22kg	764	809
Restocker/feeder lamb	0-18kg	882	870
Light lamb	12-18kg	811	886
Trade lamb	18-22kg	801	877
Heavy lamb	22+kg	784	868
Mutton	18-24kg	633	601

National OTH sheep and lamb indicators (¢/kg cwt)		7 May 2021	15 May 2020
Medium trade lamb	18-20kg	763	785
Heavy trade lamb	20-22kg	763	785
Heavy lamb	22-24kg	761	784
Mutton	18-24kg	627	599

State saleyard sheep and lamb indicators (¢/kg cwt)		Victoria		NSW		SA		WA		Tasmania	
		11 May 2021	12 May 2020	11 May 2021	12 May 2020	11 May 2021	12 May 2020	11 May 2021	12 May 2020	11 May 2021	12 May 2020
Merino lamb	16-22kg	798	837	759	809	719	nq	723	725	nq	nq
Restocker/feeder lamb	0-18kg	904	863	913	969	857	nq	635	607	911	991
Light lamb	12-18kg	842	890	832	941	837	nq	671	738	840	824
Trade lamb	18-22kg	813	863	818	897	753	nq	720	772	771	788
Heavy lamb	22+kg	800	834	783	907	745	nq	759	nq	710	754
Mutton	18-24kg	660	669	656	641	595	nq	566	566	641	623

Over-the-hooks sheep and lamb indicators (¢/kg cwt)		Victoria		NSW		SA		WA		Tasmania	
		7 May 2021	15 May 2020	7 May 2021	15 May 2020	7 May 2021	15 May 2020	7 May 2021	15 May 2020	7 May 2021	15 May 2020
Medium trade lamb	18-20kg	766	808	753	790	780	792	752	750	nq	nq
Heavy trade lamb	20-22kg	766	808	753	790	780	792	752	750	nq	nq
Heavy lamb	22-24kg	759	810	753	790	780	778	752	760	nq	nq
Mutton	18-24kg	648	630	655	653	600	602	603	513	nq	nq

Live export price quotes (A\$/head)		4 May 2021	12 May 2020
Live wether	Muchea	145	nq

#### Glossary:

**cwt** – carcase weight

**lwt** – live weight

**OTH** – over-the-hooks. Refers to the marketing of cattle/sheep/lambs directly from the farm to an abattoir where a producer is paid for the value of the carcase based on a sliding grid.

**CIF** – Cost, insurance, freight. The quoted price for the goods including freight and insurance costs delivered to final destination.

**C&F** – Cost and freight. Refers to the quoted price for the goods, including freight to the delivery point, but not insurance.

**FAS** – Free alongside ship. Refers to export price quotes where the seller is obliged to pay warehouse services, packing, inland freight and port charges, but not placement of goods onto the ship. The buyer is obliged to pay overseas freight, charges in foreign port, customs duties, quarantine and delivery to final destination. (See also 'FOB').

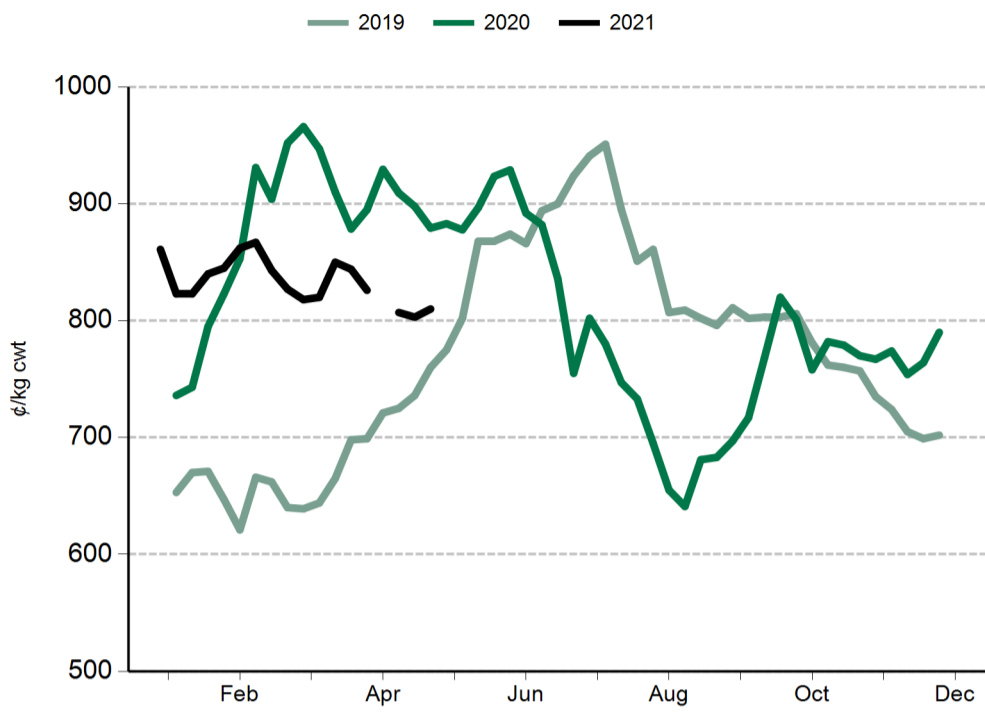
**EYCI** – Eastern Young Cattle Indicator. A seven day rolling average from 24 saleyards across NSW, Victoria and Queensland. It includes vealer and yearling heifers and steers, grade score C2 or C3, with live weight from 200kg.

**WYCI** – Western Young Cattle Indicator. A benchmark of the value of young cattle in WA saleyards. It includes vealer and yearling heifers and steers, grade score C2 or C3, 180kg+ live weight.

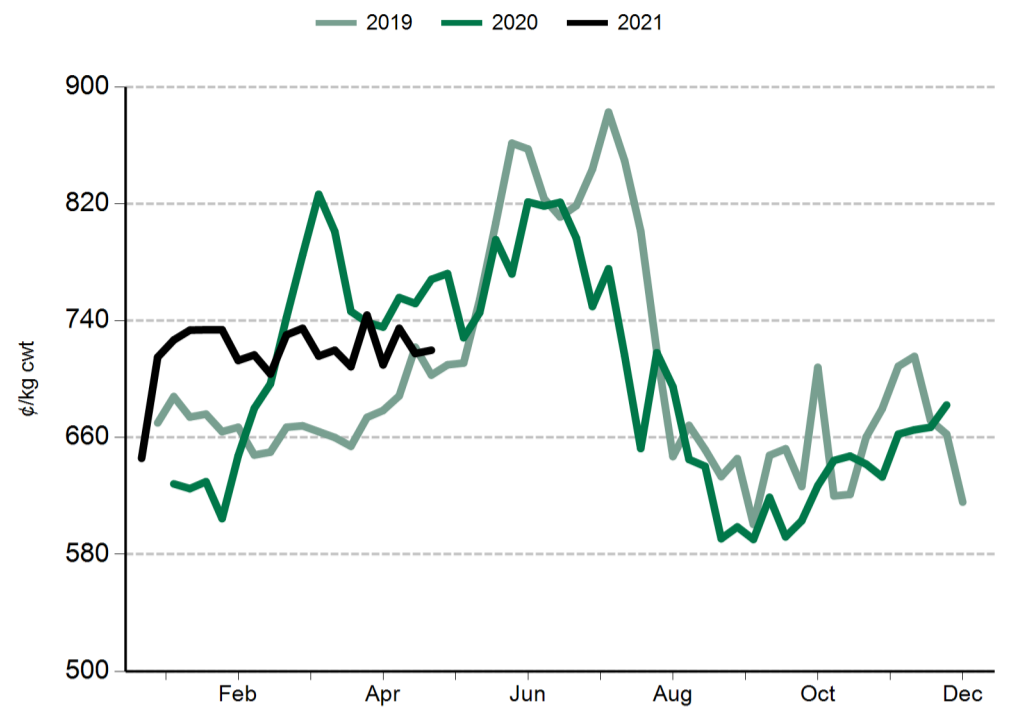
All data is collected by MLA's NLRS, unless specified otherwise.



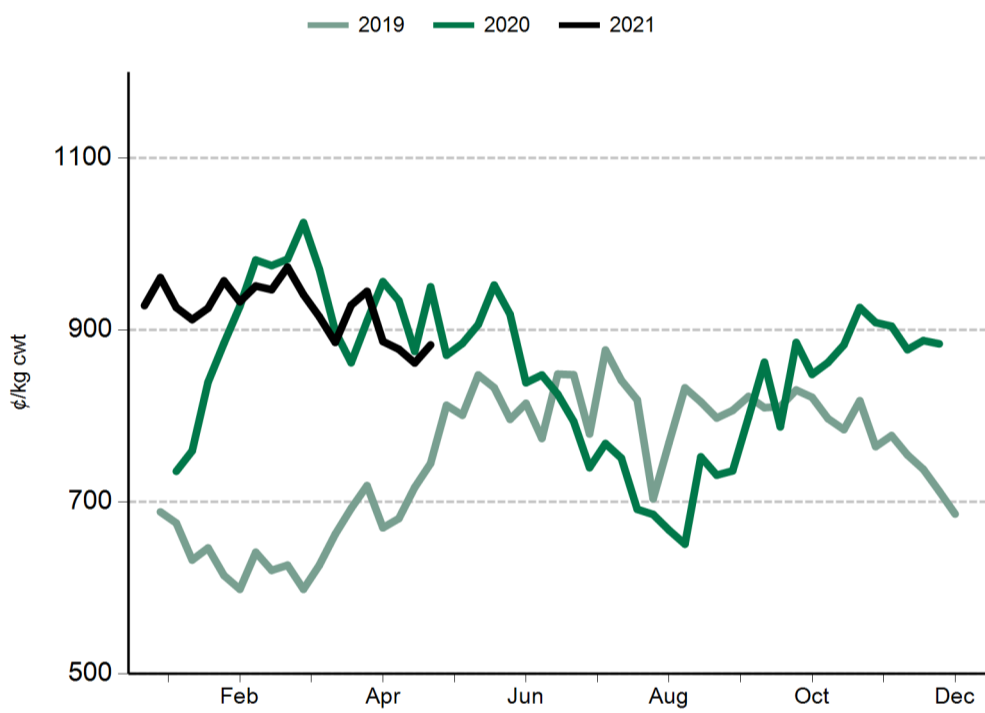
**Eastern States Trade Lamb Indicator (ESTLI)**



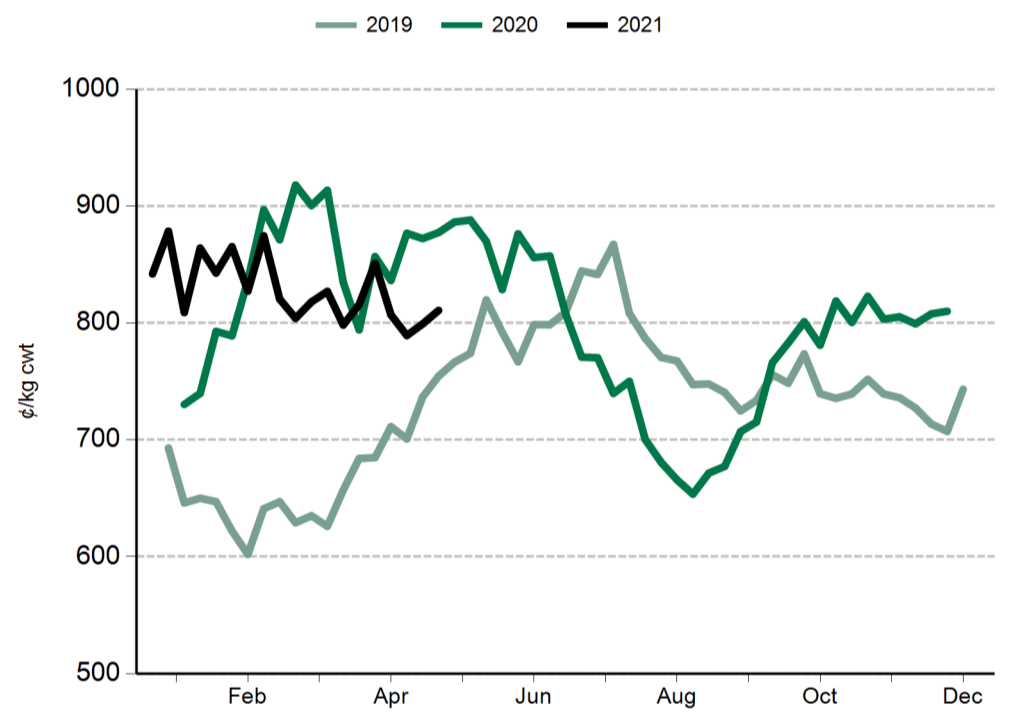
**Western Trade Lamb Indicator (WTLI)**



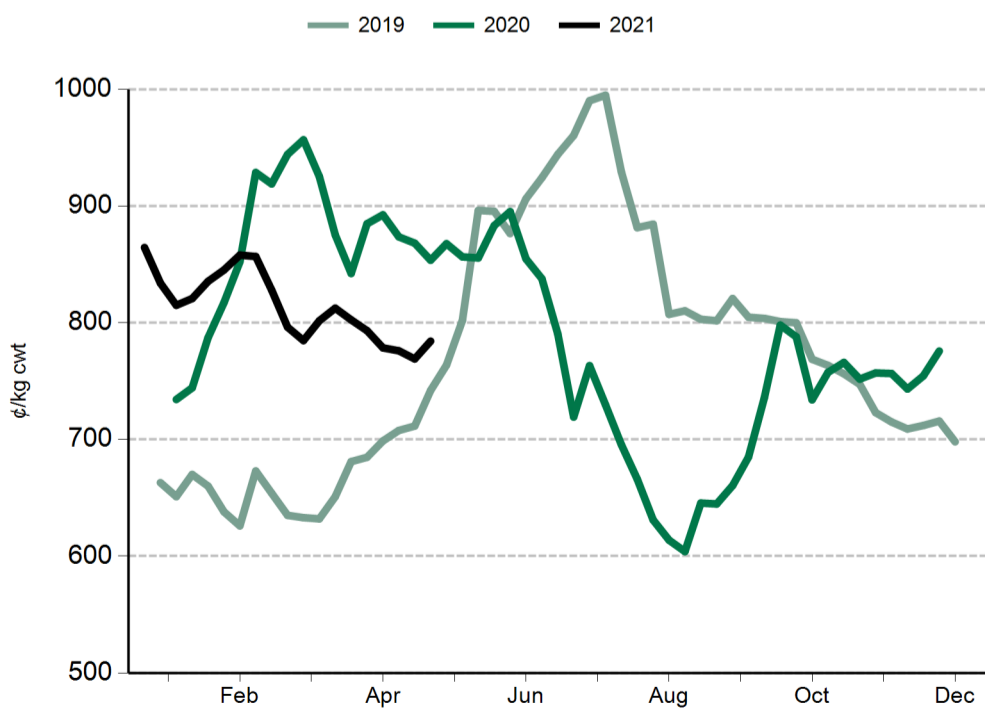
**Restocker lamb**



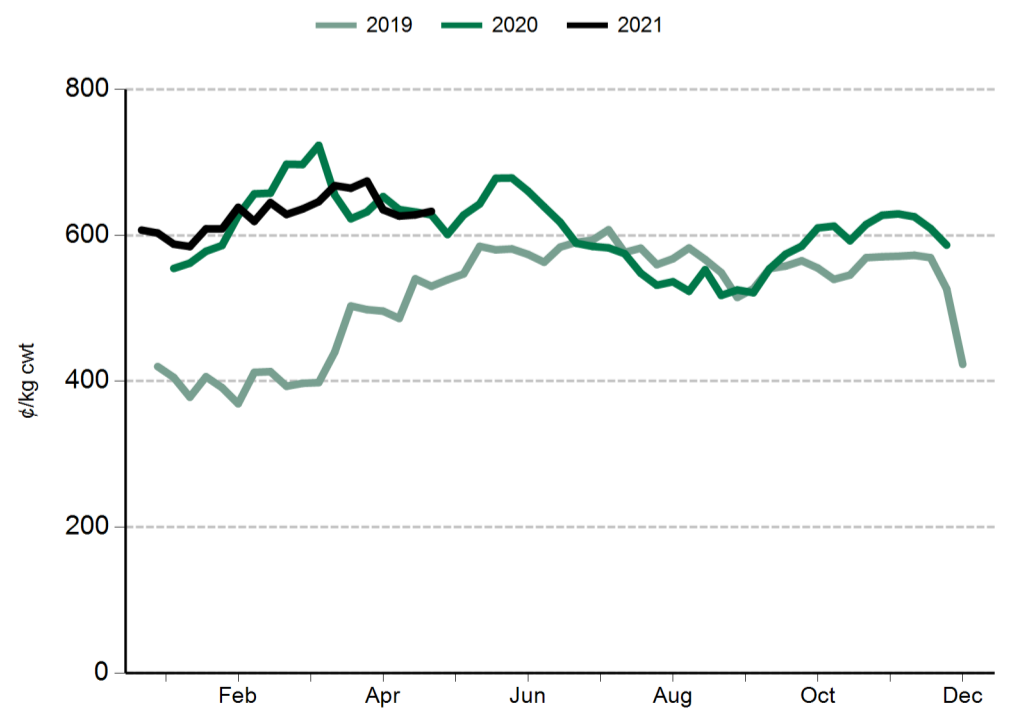
**Light lamb**



**Heavy lamb**



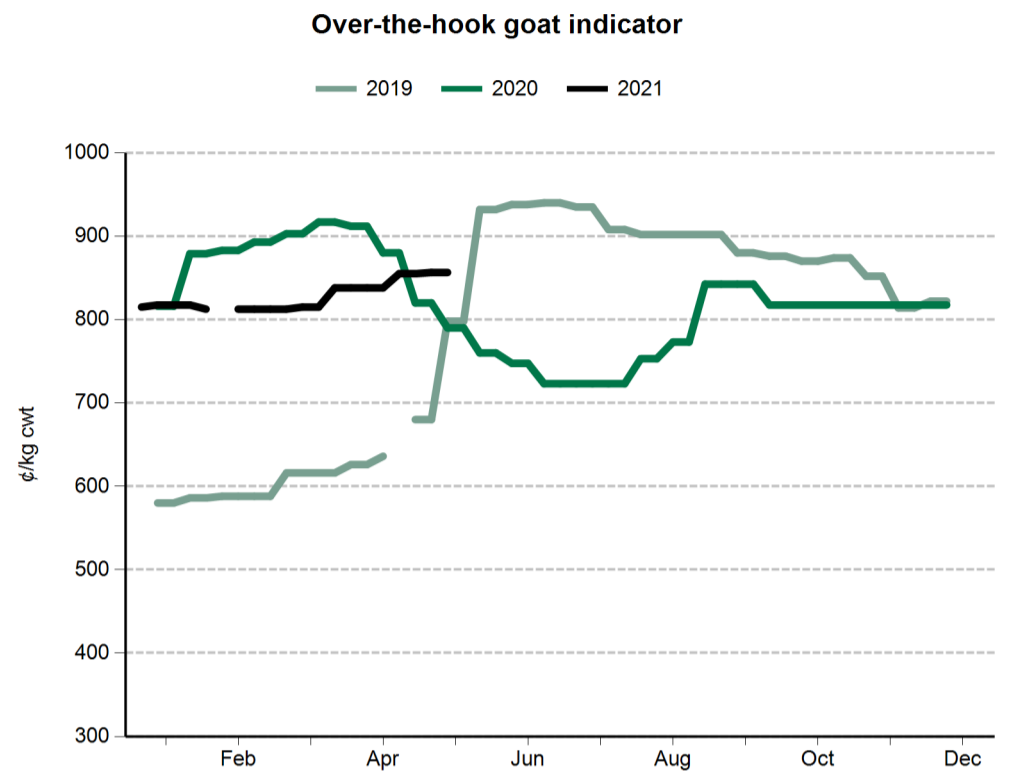
**Mutton**



#### General statistics

Over-the-hooks goat indicators (A¢/kg cwt)	14 May 2021	30 Apr 2021	15 May 2020
8.1-10kg	874	872	790
10.1-12kg	857	855	790
12.1-16kg	857	855	790
16.1-20kg	850	850	790
20.1kg+	819	819	790

Skin indicators - Lambs		8 May 2020
2" +	16.1 - 20kg	100
	20.1 - 24kg	188
	24.1kg +	350
1" - 2"	16.1 - 20kg	200
	20.1 - 24kg	nq
	24.1kg +	175
0.5" - 1"	16.1 - 20kg	nq
	20.1 - 24kg	nq
	24.1kg +	125
New Season	16.1 - 20kg	nq
	20.1 - 24kg	231
	24.1kg +	313
Skin indicators - Merino sheep (average 25 micron)		
1.5" - 2"	16.1 - 20kg	700
	20.1 - 24kg	925
	24.1kg +	1075



Grain prices - Darling Downs (A\$/tonne)	30 Apr 2021	8 May 2020
Wheat	321	445
Barley	282	370
Sorghum	310	405
Grain prices - Riverina (A\$/tonne)		
Wheat	nq	375
Barley	238	290

Source: Profarmer Australia

PLEASE NOTE

MLA no longer reports on fodder prices, tallow prices or the EMI on a weekly basis.

These can be accessed separately through these links:

- [Fodder prices \(Dairy Australia\)](#)
- [Tallow prices \(MLA monthly co-product report\)](#)
- [EMI \(AWEX\)](#)

US imported beef prices (CIF)		30 Apr 2021	8 May 2020
Bull 95CL	US¢/lb	270.5	242.5
	A¢/kg	767.0	827.3
Cow 90CL	US¢/lb	251.0	226.5
	A¢/kg	711.7	772.7
CC/CF 85CL	US¢/lb	235.0	211.0
	A¢/kg	666.4	719.8
Shank 90CL	US¢/lb	252.5	240.0
	A¢/kg	716.0	818.7
Trim 85CL	US¢/lb	232.5	210.5
	A¢/kg	659.3	718.1
Trim 80CL	US¢/lb	209.0	200.5
	A¢/kg	592.6	684.0
Trim 75CL	US¢/lb	175.0	171.0
	A¢/kg	496.2	583.3
Trim 65CL	US¢/lb	nq	nq
	A¢/kg	nq	nq
Outside flats	US¢/lb	nq	nq
	A¢/kg	nq	nq
Knuckles	US¢/lb	297.5	262.5
	A¢/kg	843.6	895.5
Inside cap off	US¢/lb	345.0	307.5
	A¢/kg	978.3	1049.0

Source: Steiner Consulting Group

