

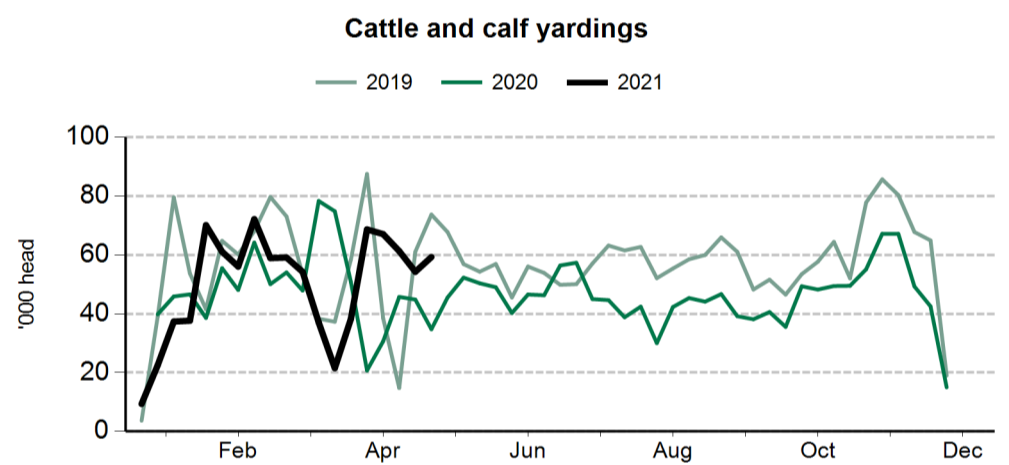
The following weekly statistical summary includes the following information:

- **Livestock movements**.....pages 1-2
  - Cattle yardings
  - Sheep yardings
  - Cattle slaughter
  - Sheep, lamb and goat slaughter
- **Cattle price indicators**.....pages 3-4
  - Saleyard indicators
  - Over-the-hook indicators
  - Live export indicators
- **Sheep and lamb indicators**.....pages 5-6
  - Saleyard indicators
  - Over-the-hook indicators
  - Live export indicators
- **General statistics**.....page 7
  - Over-the-hook goat indicators
  - Skin price indicators
  - Weekly US imported beef indicators

### Cattle movements

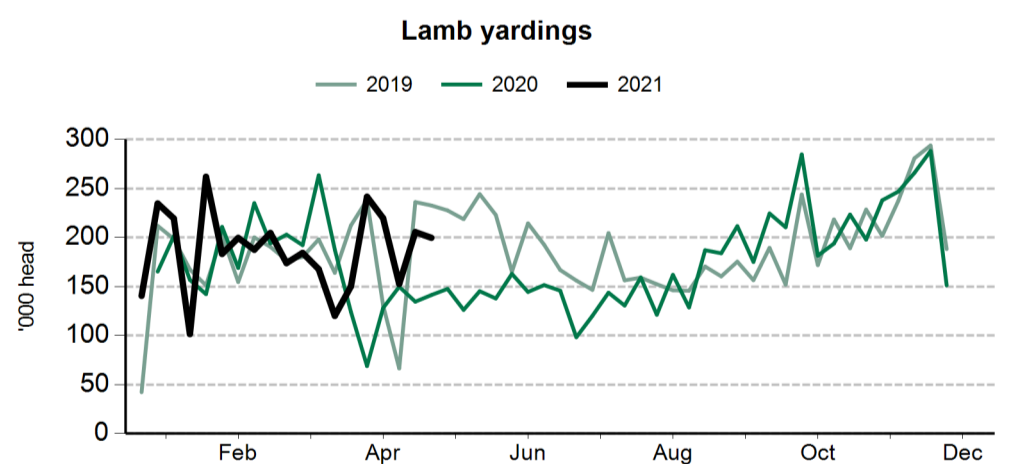
Cattle saleyard throughput		14 May 2021	7 May 2021	15 May 2020
Queensland	Cattle	6,635	21,589	21,192
NSW	Cattle	8,214	12,124	11,502
Victoria	Cattle	4,063	6,794	9,281
SA	Cattle	875	1,635	1,415
WA	Cattle	1,263	1,413	2,018
Tasmania	Cattle	110	130	102

Cattle slaughter		7 May 2021	15 May 2020
Queensland	Cattle	54,233	64,459
	Calves	3,057	139
NSW	Cattle	27,375	28,843
	Calves	1,124	1,949
Victoria	Cattle	15,772	22,745
	Calves	4,012	5,635
SA	Cattle	2,650	2,523
	Calves	14	0
Tasmania	Cattle	4,597	4,776
	Calves	318	22

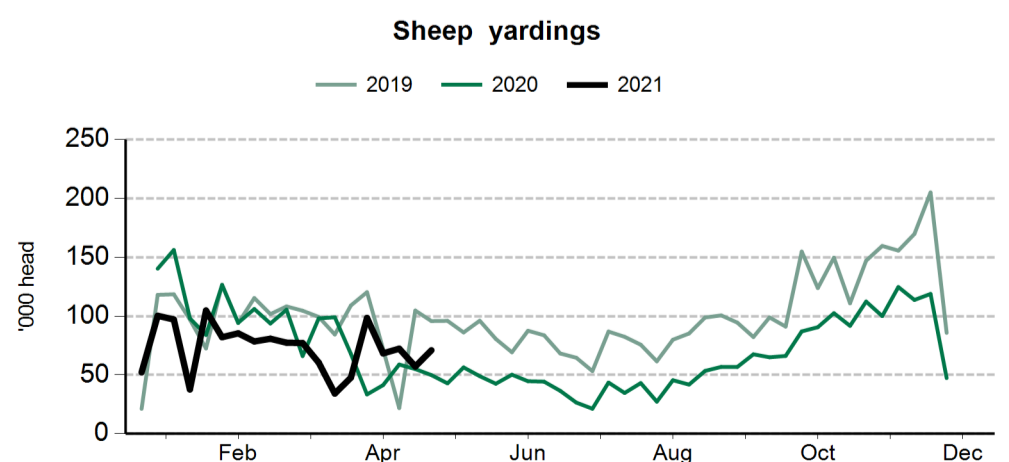


### Smallstock movements

Sheep and lamb saleyard throughput		14 May 2021	7 May 2021	15 May 2020
NSW	Lambs	38,010	108,434	67,627
	Sheep	11,567	28,480	22,692
Victoria	Lambs	42,585	70,068	56,748
	Sheep	14,403	18,571	7,440
SA	Lambs	7,579	4,274	6,022
	Sheep	9,030	11,394	1,861
WA	Lambs	8,616	15,443	14,561
	Sheep	4,039	10,869	10,500
Tasmania	Lambs	2,262	874	1,600
	Sheep	1,215	1,315	250

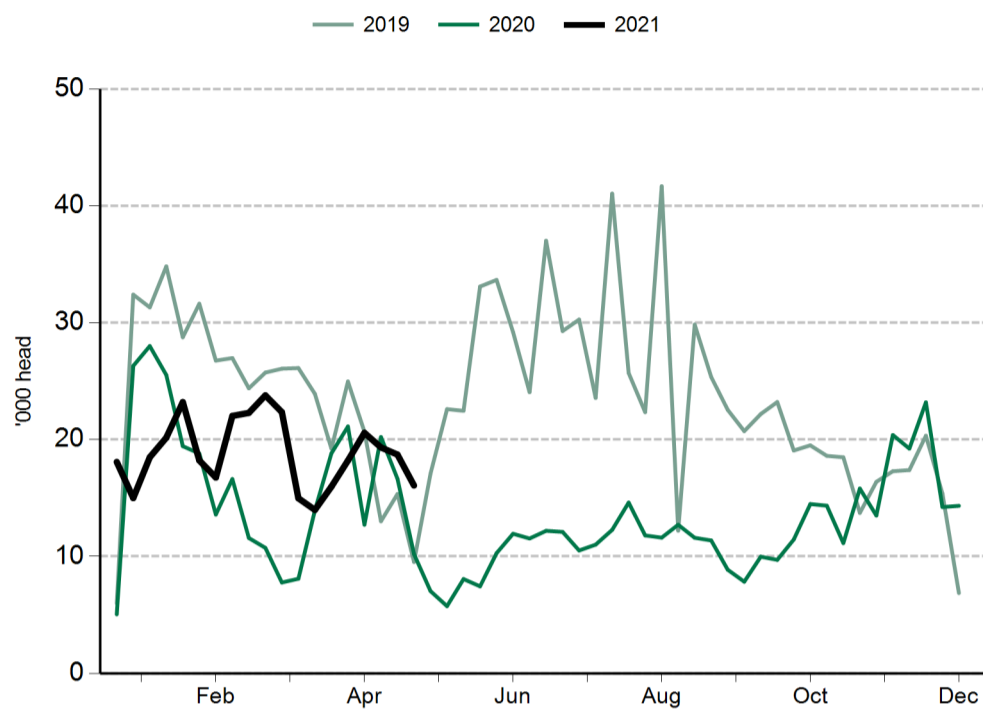


Sheep and lamb slaughter		7 May 2021	15 May 2020
Queensland	Lambs	718	390
	Sheep	1,535	947
NSW	Lambs	107,305	94,104
	Sheep	39,193	26,184
Victoria	Lambs	168,045	147,551
	Sheep	33,363	9,833
SA	Lambs	51,910	39,539
	Sheep	2,535	5,581
Tasmania	Lambs	5,687	3,569
	Sheep	567	1,049

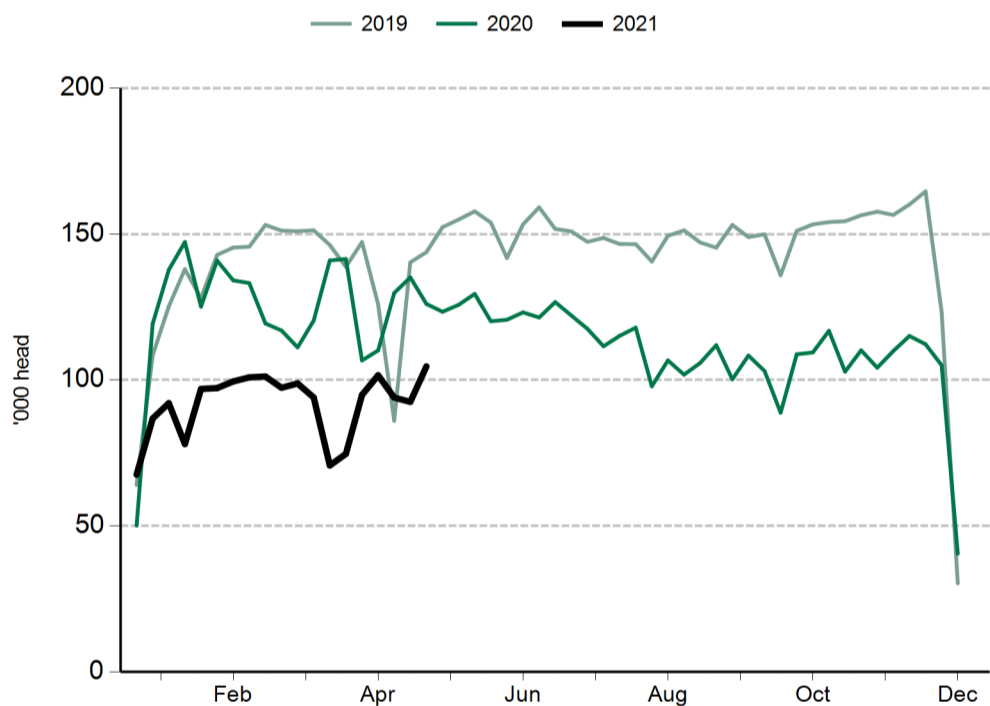


Goat slaughter		7 May 2021	15 May 2020
Queensland	Goats	7,177	3,883
NSW	Goats	1,018	1,245
Victoria	Goats	5,864	1,129
SA	Goats	2,011	774
Tasmania	Goats	nq	nq

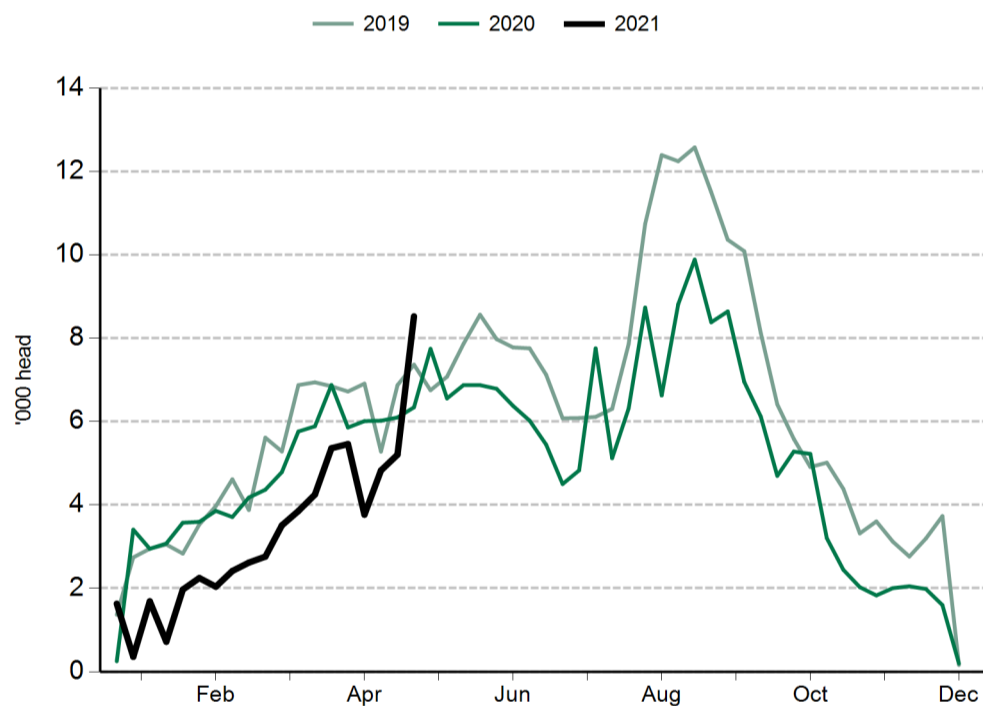
Goat slaughter



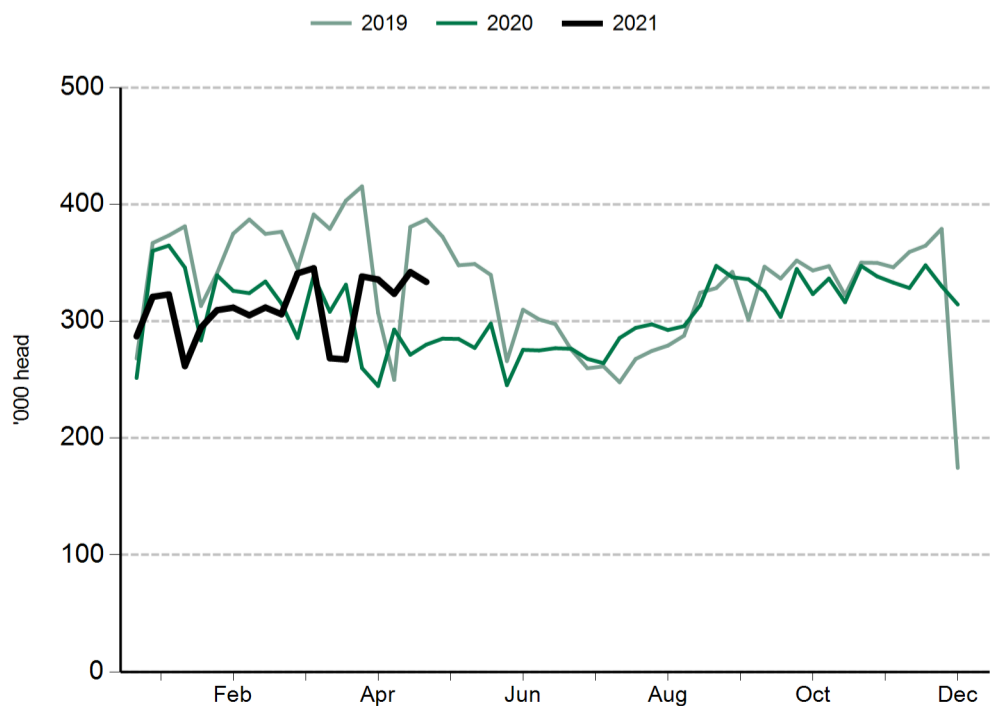
Cattle slaughter



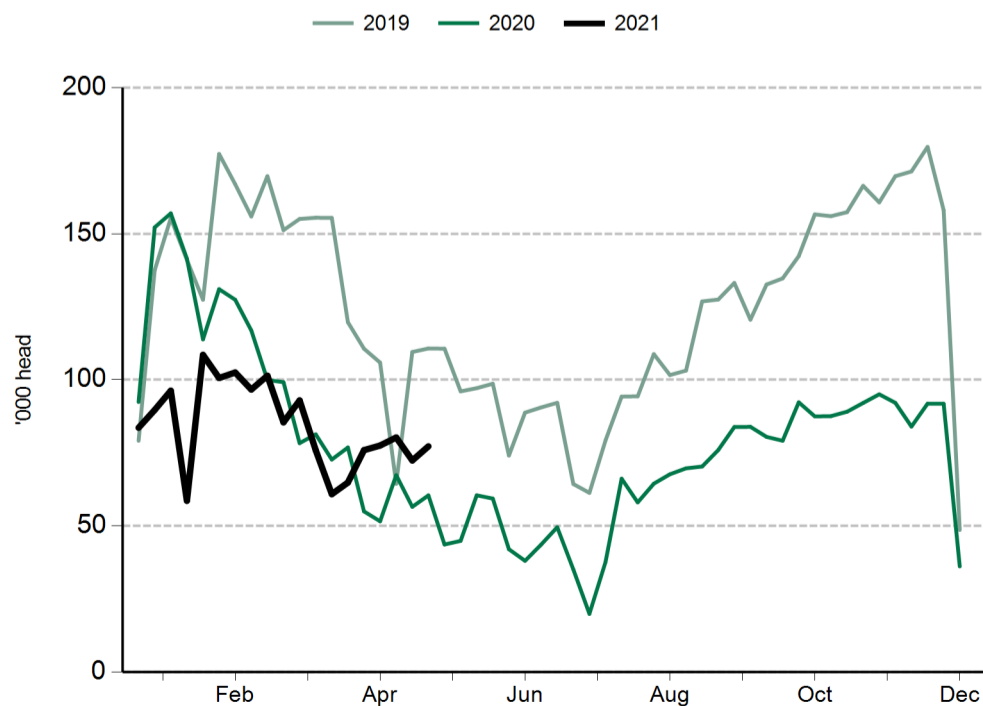
Calf slaughter



Lamb slaughter



Sheep slaughter



#### Cattle prices

National saleyard indicators	Live weight	Muscle/Fat	Unit	18 May 2021	19 May 2020
Restocker Steer	200-280kg	C2	¢/kg lwt	536	413
Feeder Steer	330-400kg	C2	¢/kg lwt	449	376
Vealer Steer	280-330kg	C2	¢/kg lwt	513	416
			¢/kg cwt	970	801
Trade Steer	330-400kg	C3	¢/kg lwt	455	384
			¢/kg cwt	842	723
Medium Steer	400-500kg	C3	¢/kg lwt	399	337
			¢/kg cwt	740	652
Heavy Steer	500-600kg	C4	¢/kg lwt	384	361
			¢/kg cwt	702	664
Medium Cow	400-520kg	D3	¢/kg lwt	287	262
			¢/kg cwt	577	538
Eastern Young Cattle Indicator (EYCI)			¢/kg cwt	890.00	739.5

Eastern states OTH indicators	Carcase weight	Muscle	Unit	14 May 2021	22 May 2020
Trade steer	240-260kg	A-C	¢/kg cwt	639	557
Medium steer	260-280kg	A-C	¢/kg cwt	650	574
Heavy steer	300-400kg	A-C	¢/kg cwt	659	583
Medium cow	260-280kg	A-E	¢/kg cwt	546	484
MSA trade steer	240-260kg	A-C	¢/kg cwt	663	597

Feeder cattle indicators - paddock sales	Unit	15 May 2020
<b>Domestic</b>		
Steers 280-350kg	¢/kg lwt	378
Heifers 280-350kg	¢/kg lwt	353
<b>Export</b>		
Shortfed 100-120 DOF	¢/kg lwt	353
Mediumfed 120-220 DOF	¢/kg lwt	415
Longfed 220+ DOF	¢/kg lwt	330

State saleyard indicators				Queensland		NSW		Victoria		SA		Tasmania	
Category	Live weight	Muscle/Fat	Unit	18 May 2021	19 May 2020	18 May 2021	19 May 2020	18 May 2021	19 May 2020	18 May 2021	19 May 2020	18 May 2021	19 May 2020
Restocker Steer	200-280kg	C2	¢/kg lwt	537	418	521	437	nq	nq	nq	nq	nq	nq
Feeder Steer	330-400kg	C2	¢/kg lwt	439	370	460	397	427	nq	457	387	nq	nq
Vealer Steer	280-330kg	C2	¢/kg lwt	441	350	522	436	462	nq	nq	400	nq	nq
			¢/kg cwt	842	673	985	839	848	nq	nq	714	nq	nq
Trade Steer	330-400kg	C3	¢/kg lwt	nq	389	452	404	493	nq	455	366	nq	nq
			¢/kg cwt	nq	709	817	745	880	nq	881	733	nq	nq
Medium Steer	400-500kg	C3	¢/kg lwt	396	307	402	338	408	nq	425	343	nq	nq
			¢/kg cwt	730	573	748	620	768	nq	818	677	nq	nq
Heavy Steer	500-600kg	C4	¢/kg lwt	360	329	396	347	406	nq	nq	nq	nq	nq
			¢/kg cwt	666	588	713	644	756	nq	nq	nq	nq	nq
Medium Cow	400-520kg	D3	¢/kg lwt	284	253	295	279	313	nq	nq	nq	256	nq
			¢/kg cwt	578	520	601	582	625	nq	nq	nq	512	nq

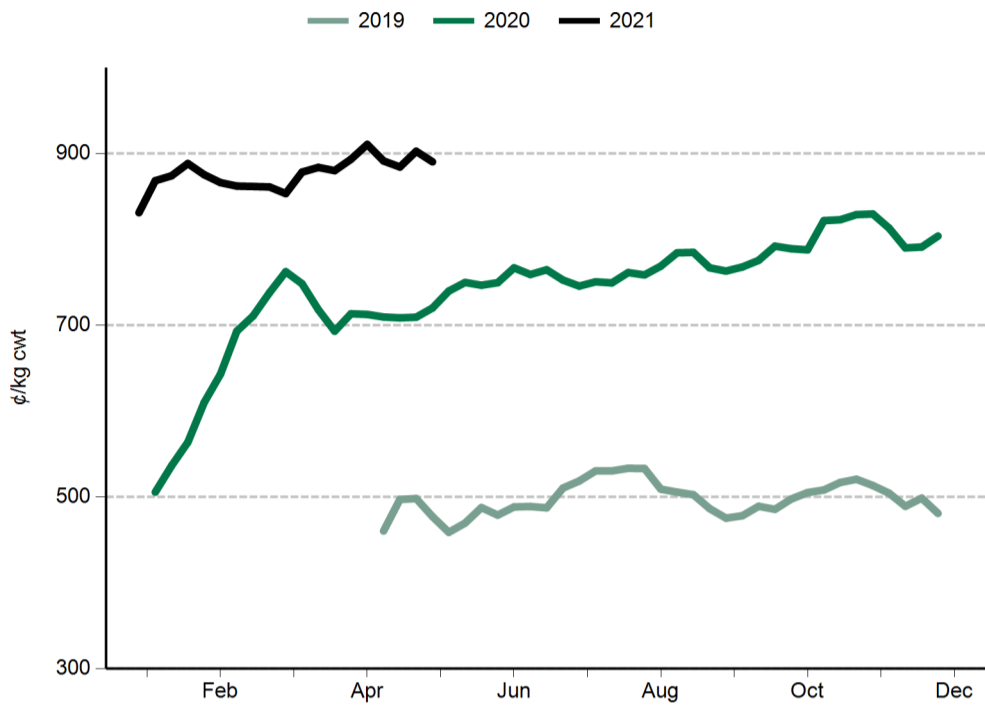
State over-the-hooks indicators				Queensland		NSW		Victoria		SA		Tasmania	
Category	Carcase weight	Muscle	Unit	14 May 2021	22 May 2020	14 May 2021	22 May 2020	14 May 2021	22 May 2020	14 May 2021	22 May 2020	14 May 2021	22 May 2020
Trade steer	240-260kg	A-C	¢/kg cwt	660	581	664	553	680	613	nq	nq	551	482
Medium steer	260-280kg	A-C	¢/kg cwt	657	578	667	553	681	592	nq	nq	595	nq
Heavy steer	300-400kg	A-C	¢/kg cwt	667	589	677	563	687	599	nq	nq	605	nq
Medium cow	260-280kg	A-E	¢/kg cwt	564	486	561	486	527	494	582	512	497	442
MSA trade steer	240-260kg	A-C	¢/kg cwt	670	598	672	597	nq	nq	645	nq	nq	nq

WA saleyard indicators	Unit	18 May 2021	19 May 2020
WYCI	¢/kg cwt	952	nq
Medium Steer	¢/kg lwt	412	nq
Medium Cow	¢/kg lwt	286	nq

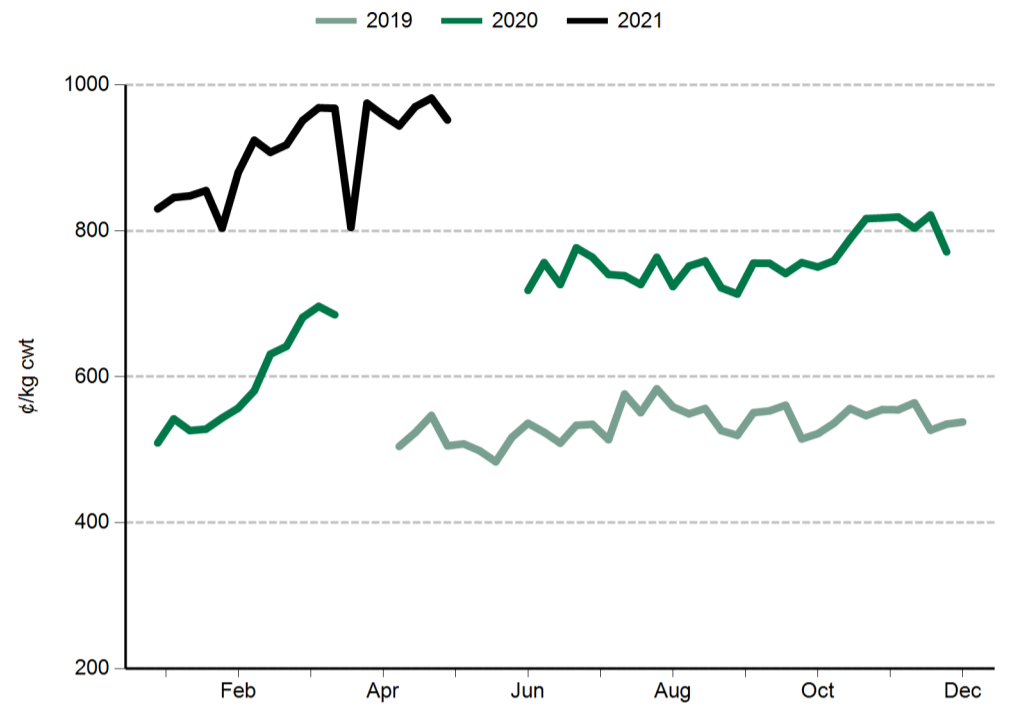
WA over-the-hooks indicators	Unit	22 May 2020
Grassfed yearling	¢/kg cwt	565
Grainfed yearling	¢/kg cwt	565
MSA yearling	¢/kg cwt	590

Live Export Price Quotes			Unit	7 May 2021	15 May 2020
Light Steer	260 - 360 kg	Townsville	¢/kg lwt	400	nq
	260 - 360 kg	Darwin	¢/kg lwt	nq	300
Light Heifer	260 - 360 kg	Townsville	¢/kg lwt	375	nq
	260 - 360 kg	Darwin	¢/kg lwt	nq	280

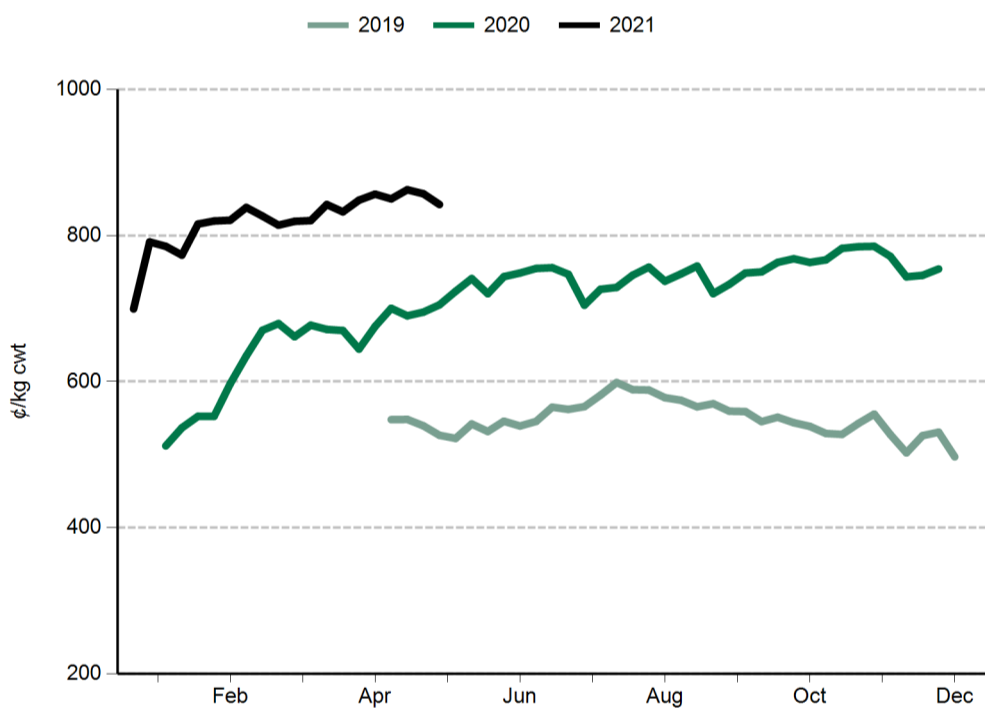
**Eastern Young Cattle Indicator (EYCI)**



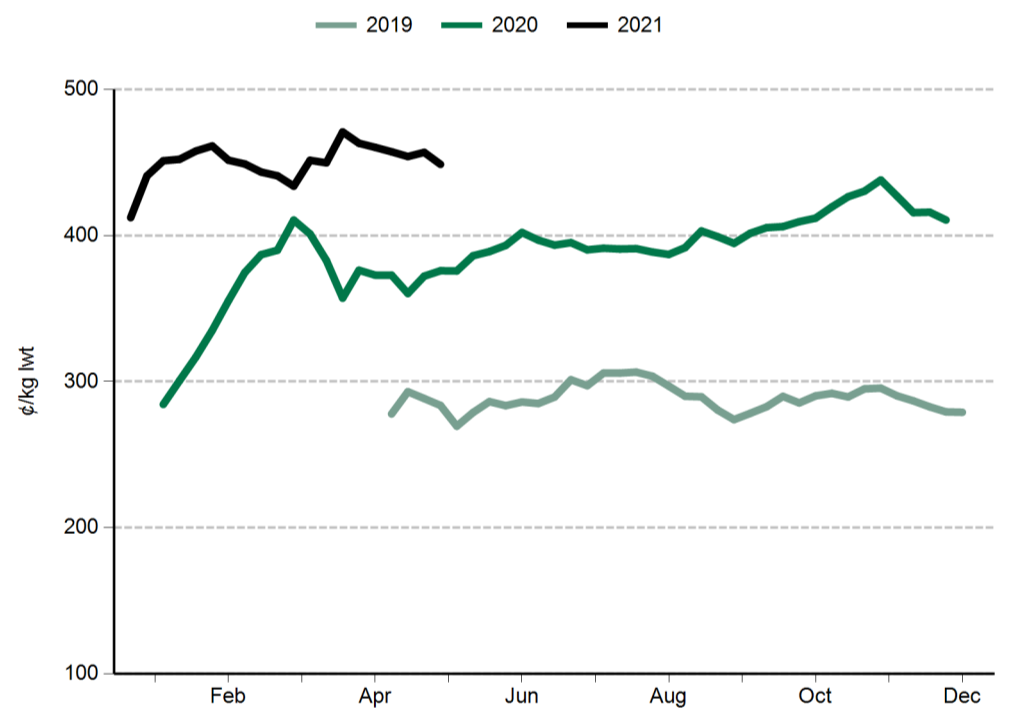
**Western Young Cattle Indicator (WYCI)**



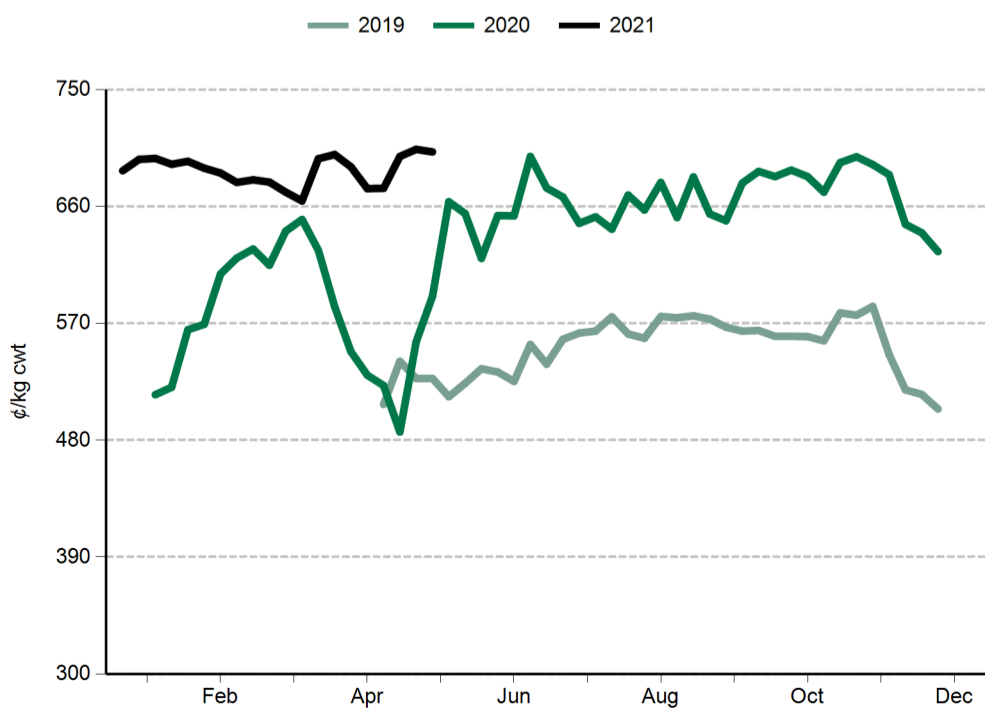
**Trade steer**



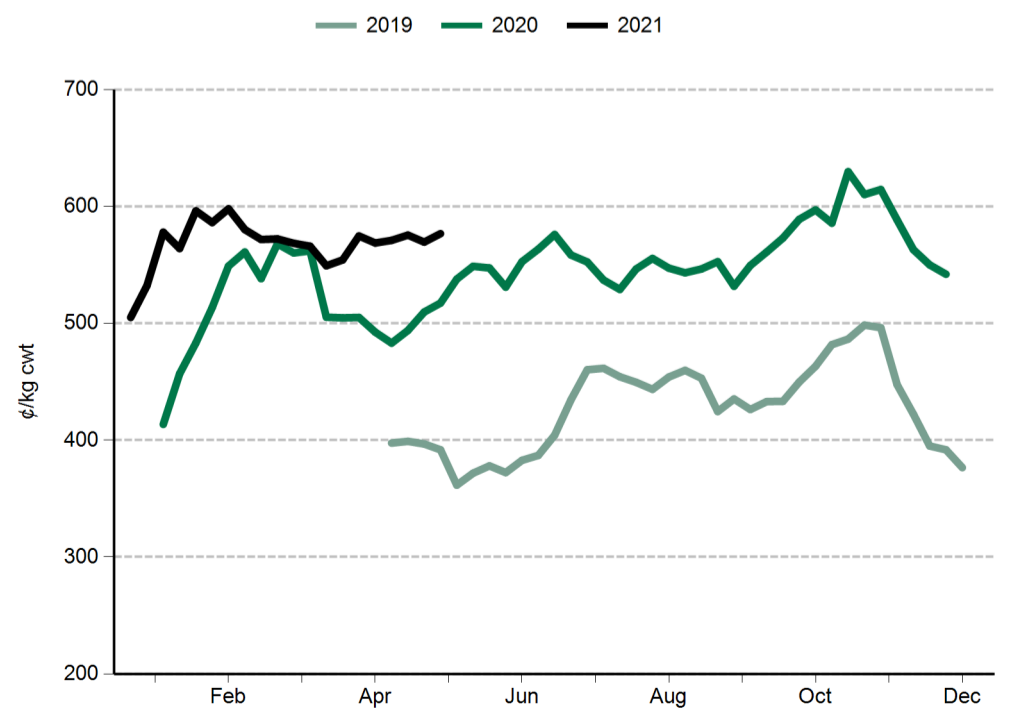
**Feeder steer**



**Heavy steer**



**Medium cow**



#### Sheep and lamb prices

Eastern States Trade Lamb Indicator (¢/kg cwt)	18 May 2021	19 May 2020
ESTLI	811	877.75

National saleyard sheep and lamb indicators (¢/kg cwt)		18 May 2021	19 May 2020
Merino lamb	16-22kg	742	800
Restocker/feeder lamb	0-18kg	849	884
Light lamb	12-18kg	762	888
Trade lamb	18-22kg	800	868
Heavy lamb	22+kg	783	856
Mutton	18-24kg	636	628

National OTH sheep and lamb indicators (¢/kg cwt)		14 May 2021	22 May 2020
Medium trade lamb	18-20kg	767	785
Heavy trade lamb	20-22kg	767	785
Heavy lamb	22-24kg	765	786
Mutton	18-24kg	635	596

State saleyard sheep and lamb indicators (¢/kg cwt)		Victoria		NSW		SA		WA		Tasmania	
		18 May 2021	19 May 2020	18 May 2021	19 May 2020	18 May 2021	19 May 2020	18 May 2021	19 May 2020	18 May 2021	19 May 2020
Merino lamb	16-22kg	759	812	730	823	765	749	662	719	nq	nq
Restocker/feeder lamb	0-18kg	838	876	926	1023	906	837	619	603	914	960
Light lamb	12-18kg	785	901	817	949	845	839	631	708	797	882
Trade lamb	18-22kg	814	869	820	885	761	838	701	728	808	840
Heavy lamb	22+kg	795	842	782	884	756	759	735	790	740	741
Mutton	18-24kg	665	685	653	656	636	599	553	566	626	669

Over-the-hooks sheep and lamb indicators (¢/kg cwt)		Victoria		NSW		SA		WA		Tasmania	
		14 May 2021	22 May 2020	14 May 2021	22 May 2020	14 May 2021	22 May 2020	14 May 2021	22 May 2020	14 May 2021	22 May 2020
Medium trade lamb	18-20kg	769	815	753	783	793	792	752	750	nq	nq
Heavy trade lamb	20-22kg	769	815	753	783	793	792	752	750	nq	nq
Heavy lamb	22-24kg	761	825	753	783	793	778	752	760	nq	nq
Mutton	18-24kg	648	628	668	640	620	602	603	513	nq	nq

Live export price quotes (A\$/head)		11 May 2021	19 May 2020
Live wether	Muchea	nq	nq

#### Glossary:

**cwt** – carcase weight

**lwt** – live weight

**OTH** – over-the-hooks. Refers to the marketing of cattle/sheep/lambs directly from the farm to an abattoir where a producer is paid for the value of the carcase based on a sliding grid.

**CIF** – Cost, insurance, freight. The quoted price for the goods including freight and insurance costs delivered to final destination.

**C&F** – Cost and freight. Refers to the quoted price for the goods, including freight to the delivery point, but not insurance.

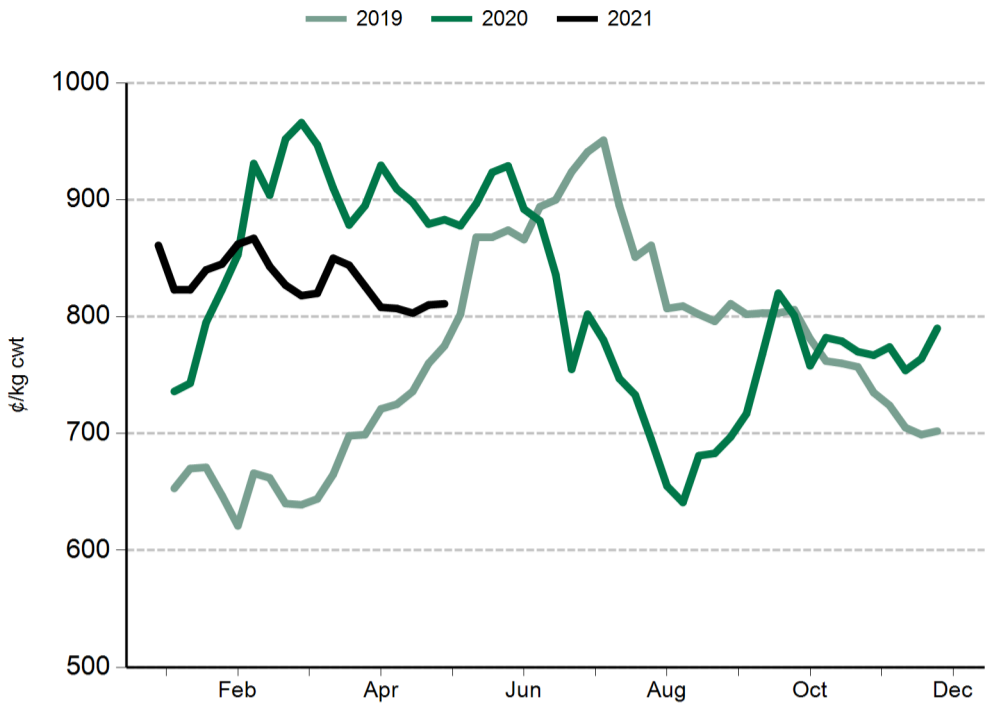
**FAS** – Free alongside ship. Refers to export price quotes where the seller is obliged to pay warehouse services, packing, inland freight and port charges, but not placement of goods onto the ship. The buyer is obliged to pay overseas freight, charges in foreign port, customs duties, quarantine and delivery to final destination. (See also 'FOB').

**EYCI** – Eastern Young Cattle Indicator. A seven day rolling average from 24 saleyards across NSW, Victoria and Queensland. It includes vealer and yearling heifers and steers, grade score C2 or C3, with live weight from 200kg.

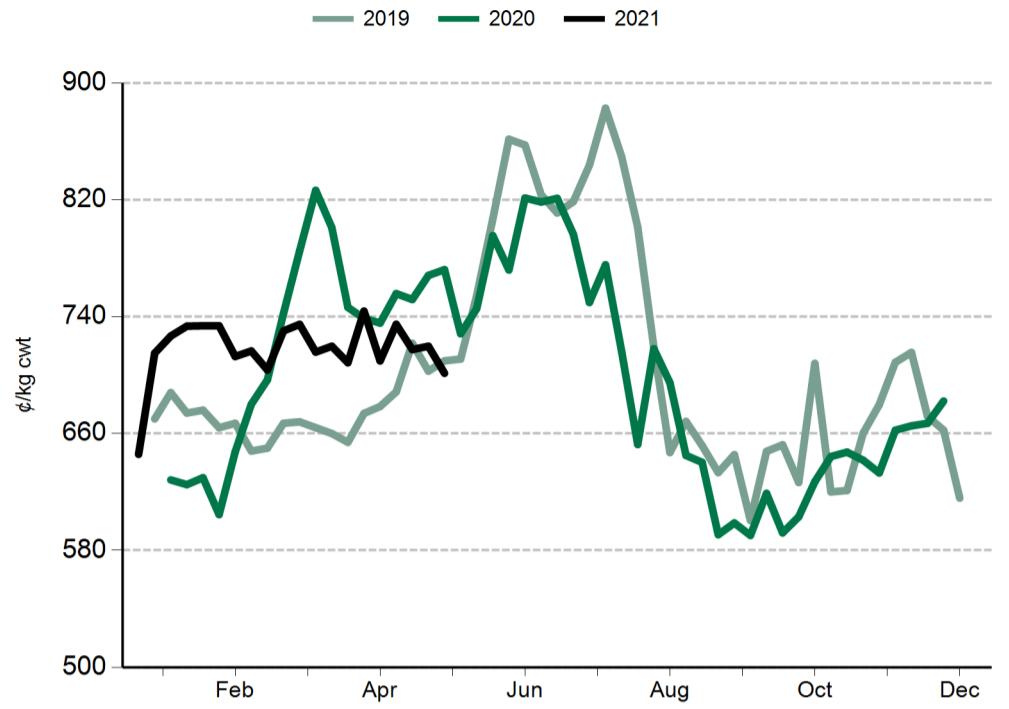
**WYCI** – Western Young Cattle Indicator. A benchmark of the value of young cattle in WA saleyards. It includes vealer and yearling heifers and steers, grade score C2 or C3, 180kg+ live weight.

All data is collected by MLA's NLRS, unless specified otherwise.

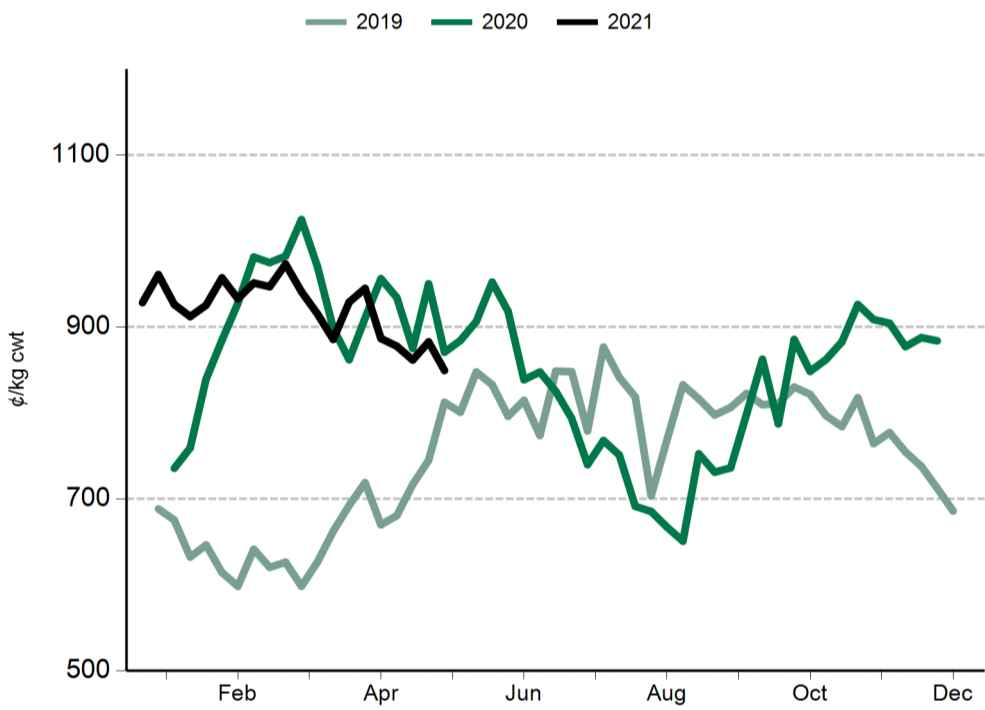
**Eastern States Trade Lamb Indicator (ESTLI)**



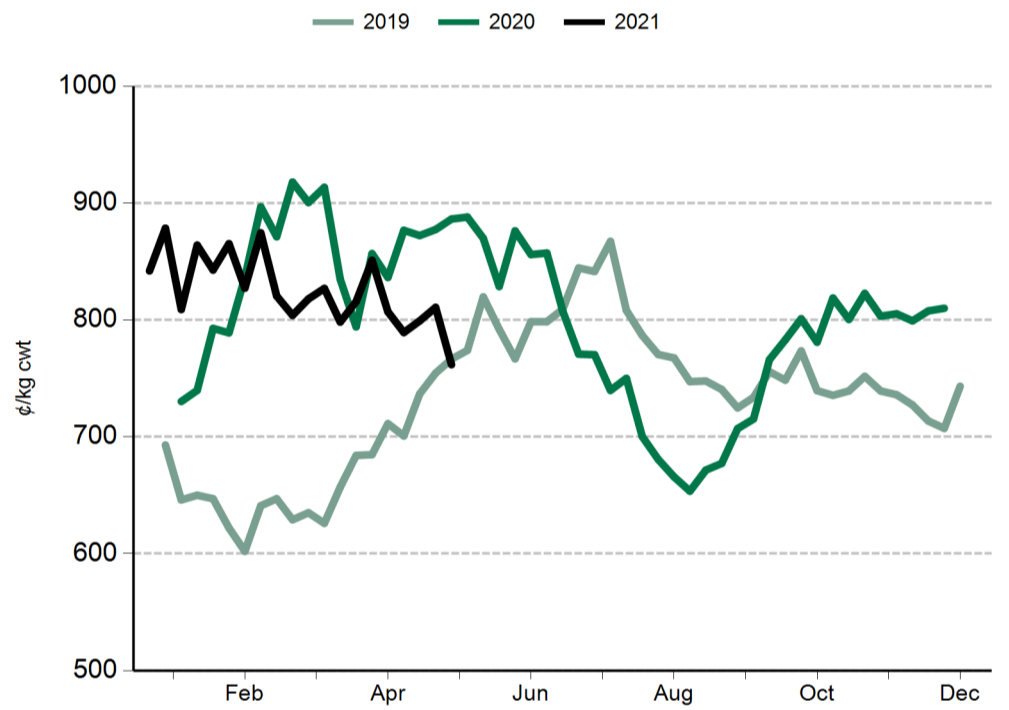
**Western Trade Lamb Indicator (WTLI)**



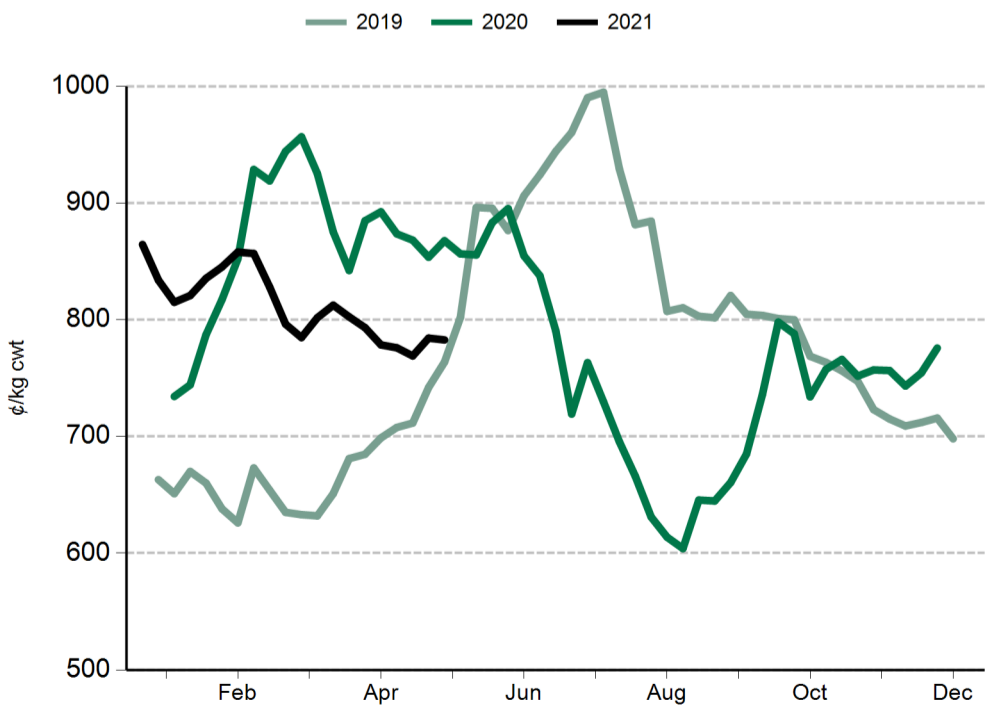
**Restocker lamb**



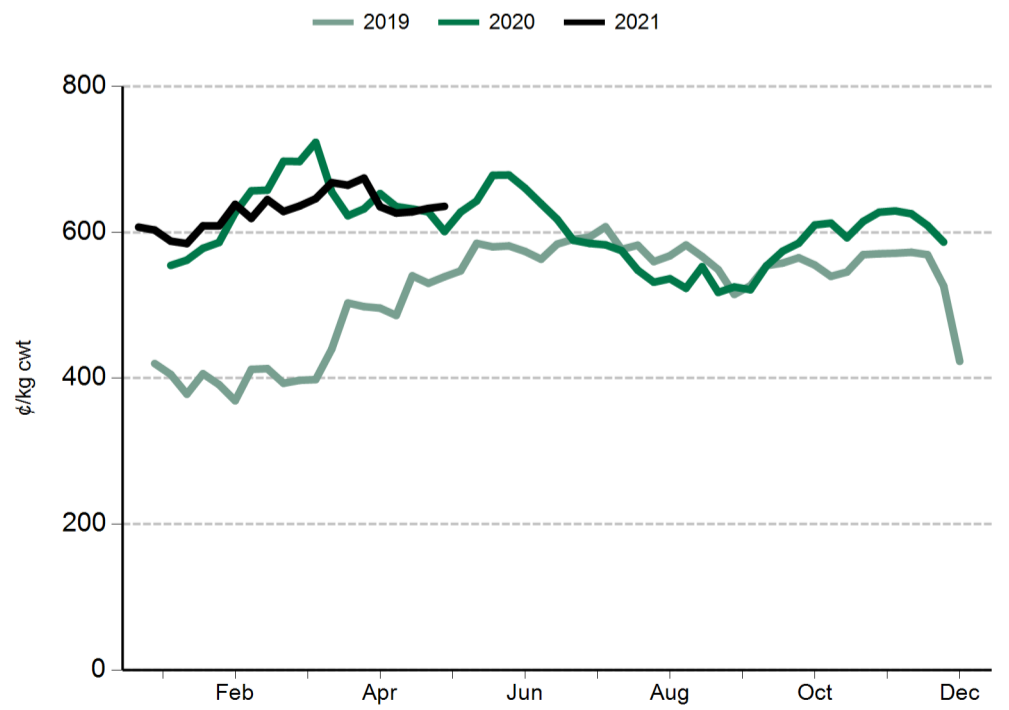
**Light lamb**



**Heavy lamb**



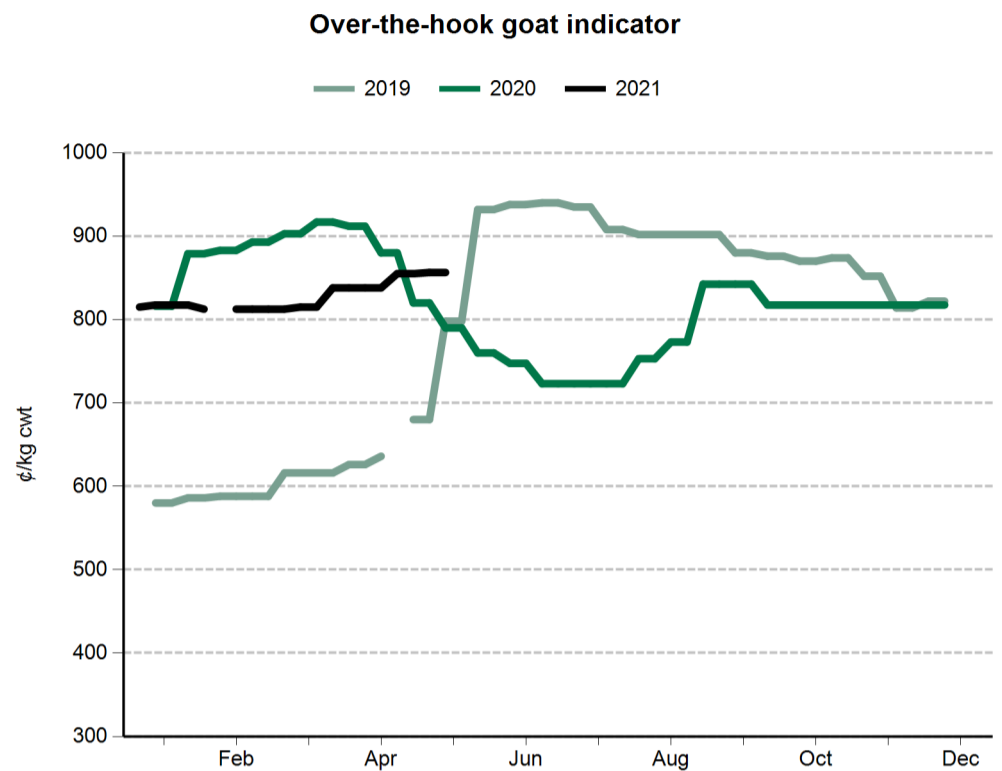
**Mutton**



#### General statistics

Over-the-hooks goat indicators (A¢/kg cwt)	7 May 2021	22 May 2020
8.1-10kg	874	790
10.1-12kg	857	790
12.1-16kg	857	790
16.1-20kg	850	790
20.1kg+	819	790

Skin indicators - Lambs		15 May 2020
2" +	16.1 - 20kg	100
	20.1 - 24kg	188
	24.1kg +	350
1" - 2"	16.1 - 20kg	200
	20.1 - 24kg	nq
	24.1kg +	175
0.5" - 1"	16.1 - 20kg	nq
	20.1 - 24kg	nq
	24.1kg +	125
New Season	16.1 - 20kg	nq
	20.1 - 24kg	231
	24.1kg +	313
Skin indicators - Merino sheep (average 25 micron)		
1.5" - 2"	16.1 - 20kg	700
	20.1 - 24kg	925
	24.1kg +	1075



Grain prices - Darling Downs (A\$/tonne)	7 May 2021	15 May 2020
Wheat	323	430
Barley	290	nq
Sorghum	310	397
Grain prices - Riverina (A\$/tonne)		
Wheat	304	373
Barley	238	nq

Source: Profarmer Australia

PLEASE NOTE

MLA no longer reports on fodder prices, tallow prices or the EMI on a weekly basis.

These can be accessed separately through these links:

- [Fodder prices \(Dairy Australia\)](#)
- [Tallow prices \(MLA monthly co-product report\)](#)
- [EMI \(AWEX\)](#)

US imported beef prices (CIF)		7 May 2021	15 May 2020
Bull 95CL	US¢/lb	277.5	255.0
	A¢/kg	785.7	870.7
Cow 90CL	US¢/lb	257.5	235.5
	A¢/kg	729.1	804.2
CC/CF 85CL	US¢/lb	239.5	223.0
	A¢/kg	678.1	761.5
Shank 90CL	US¢/lb	260.0	240.0
	A¢/kg	736.1	819.5
Trim 85CL	US¢/lb	238.5	221.5
	A¢/kg	675.3	756.4
Trim 80CL	US¢/lb	215.0	215.5
	A¢/kg	608.7	735.9
Trim 75CL	US¢/lb	175.0	171.0
	A¢/kg	495.5	583.9
Trim 65CL	US¢/lb	nq	nq
	A¢/kg	nq	nq
Outside flats	US¢/lb	nq	nq
	A¢/kg	nq	nq
Knuckles	US¢/lb	302.5	277.5
	A¢/kg	856.5	947.6
Inside cap off	US¢/lb	352.5	335.0
	A¢/kg	998.0	1143.9

Source: Steiner Consulting Group

