

The following weekly statistical summary includes the following information:

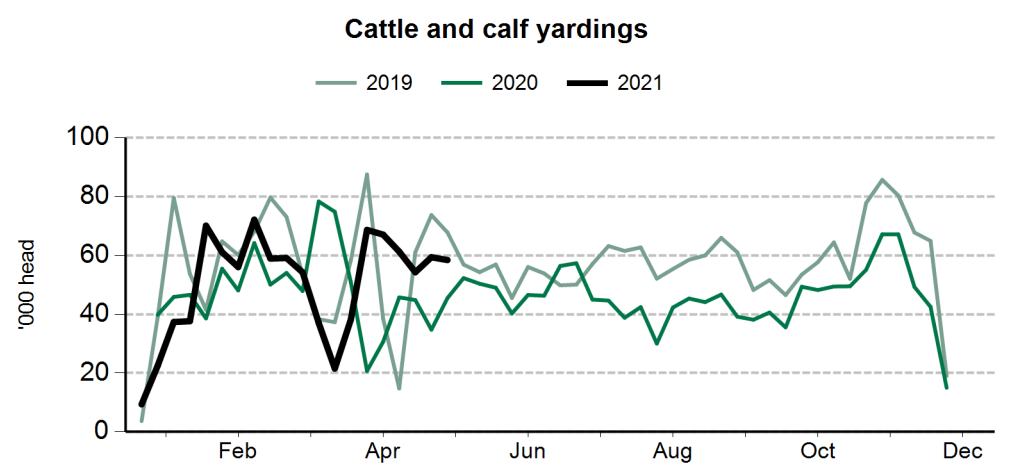
- **Livestock movements**.....pages 1-2
 - Cattle yardings
 - Sheep yardings
 - Cattle slaughter
 - Sheep, lamb and goat slaughter
- **Cattle price indicators**.....pages 3-4
 - Saleyard indicators
 - Over-the-hook indicators
 - Live export indicators
- **Sheep and lamb indicators**.....pages 5-6
 - Saleyard indicators
 - Over-the-hook indicators
 - Live export indicators
- **General statistics**.....page 7
 - Over-the-hook goat indicators
 - Skin price indicators
 - Weekly US imported beef indicators

Cattle movements

Cattle saleyard throughput		21 May 2021	14 May 2021	22 May 2020
Queensland	Cattle	20,815	20,812	22,953
NSW	Cattle	14,823	14,483	12,676
Victoria	Cattle	8,518	8,139	12,816
SA	Cattle	1,464	1,390	1,823
WA	Cattle	1,514	1,972	1,947
Tasmania	Cattle	110	110	75

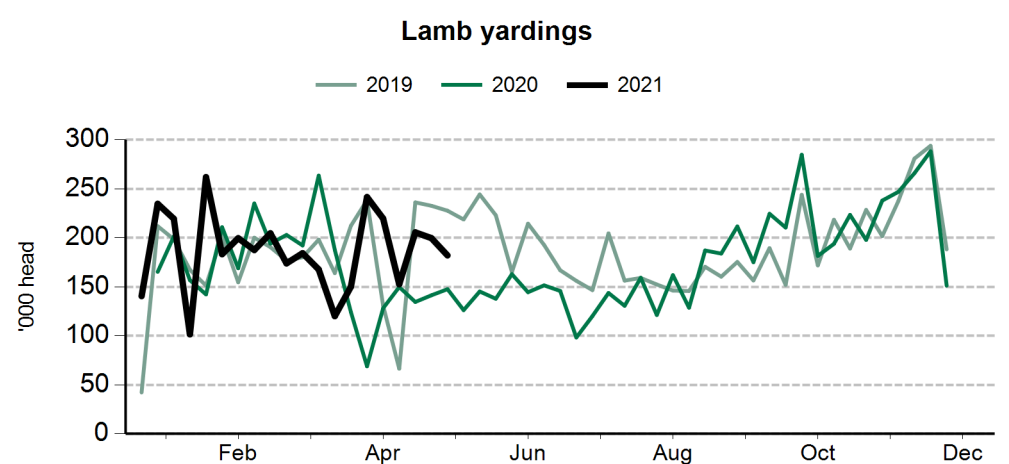
Cattle slaughter		14 May 2021	22 May 2020
Queensland	Cattle	56,050	67,861
	Calves	59	107
NSW	Cattle	31,106	26,216
	Calves	1,141	789
Victoria	Cattle	13,500	23,349
	Calves	4,252	5,422
SA	Cattle	5,172	3,221
	Calves	2	5
Tasmania	Cattle	4,395	5,073
	Calves	134	232

[Click here for interactive reports](#)

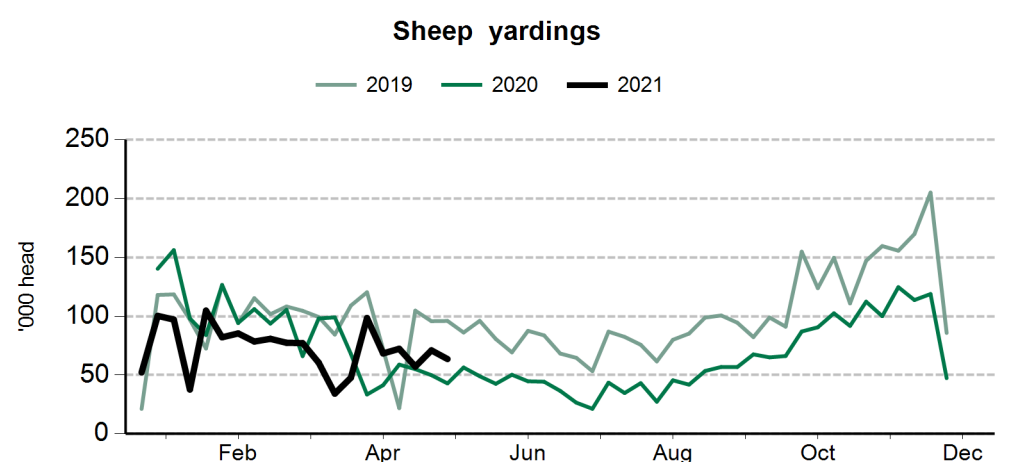


Smallstock movements

Sheep and lamb saleyard throughput		21 May 2021	14 May 2021	22 May 2020
NSW	Lambs	113,008	94,721	63,058
	Sheep	25,510	25,181	20,753
Victoria	Lambs	55,408	59,618	44,771
	Sheep	18,288	19,799	16,482
SA	Lambs	10,768	7,579	7,639
	Sheep	3,569	9,030	2,177
WA	Lambs	16,261	16,443	8,359
	Sheep	7,031	8,039	16,000
Tasmania	Lambs	2,246	2,262	1,450
	Sheep	1,656	1,215	1,050

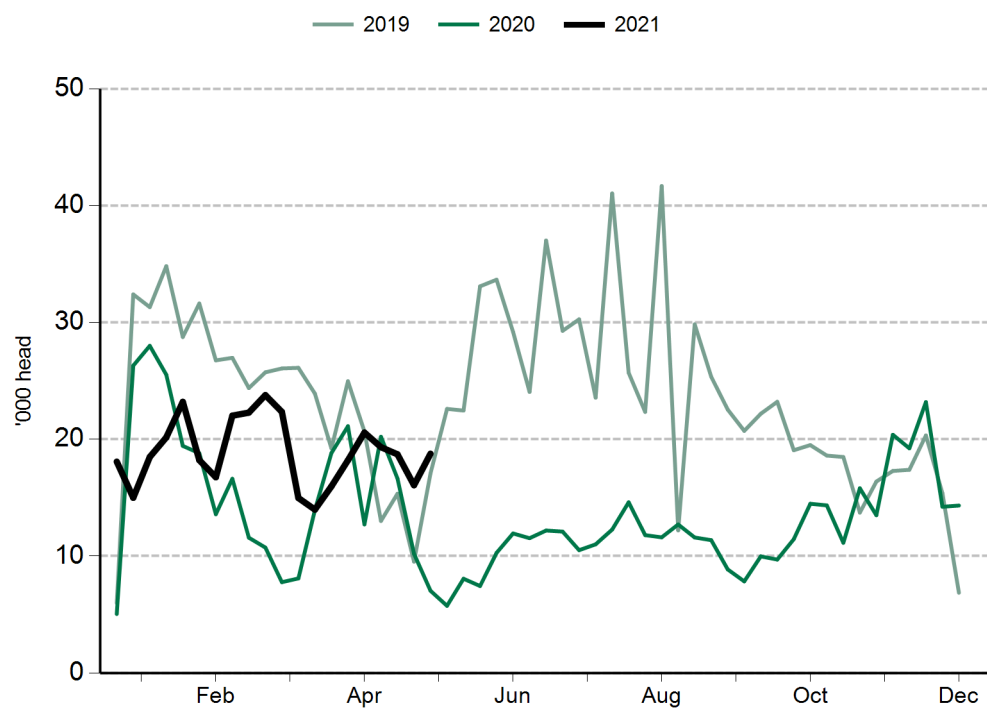


Sheep and lamb slaughter		14 May 2021	22 May 2020
Queensland	Lambs	1,523	479
	Sheep	1,945	1,595
NSW	Lambs	112,915	96,832
	Sheep	36,459	26,741
Victoria	Lambs	169,423	144,274
	Sheep	32,672	11,926
SA	Lambs	26,663	39,654
	Sheep	3,392	4,539
Tasmania	Lambs	5,525	3,636
	Sheep	566	20

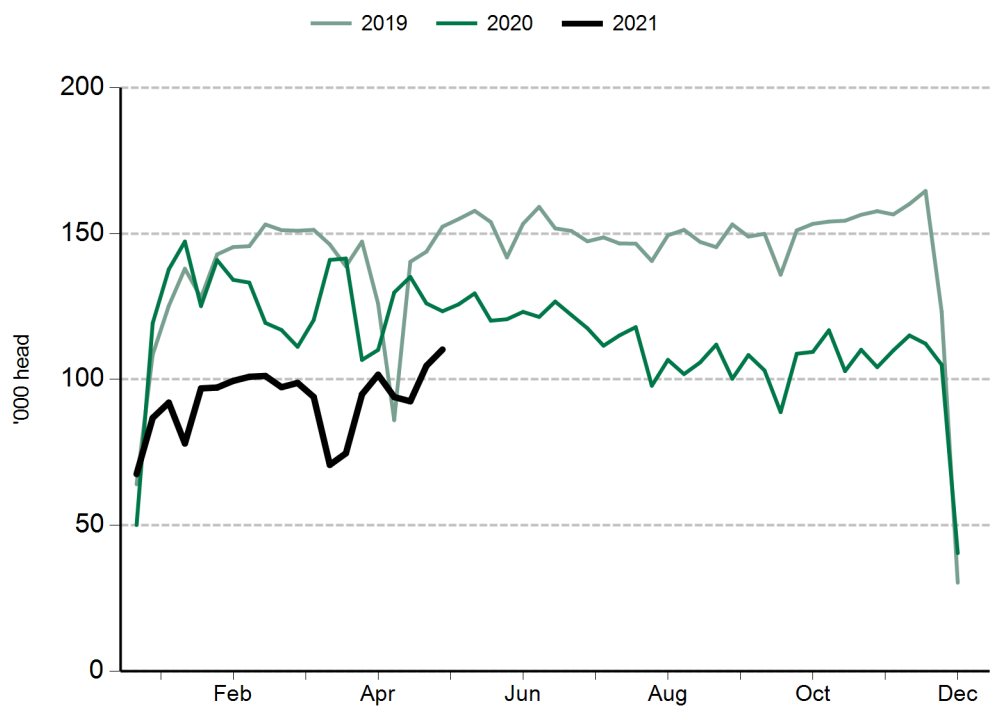


Goat slaughter		14 May 2021	22 May 2020
Queensland	Goats	8,807	1,988
NSW	Goats	2,859	1,457
Victoria	Goats	6,182	783
SA	Goats	919	1,514
Tasmania	Goats	nq	nq

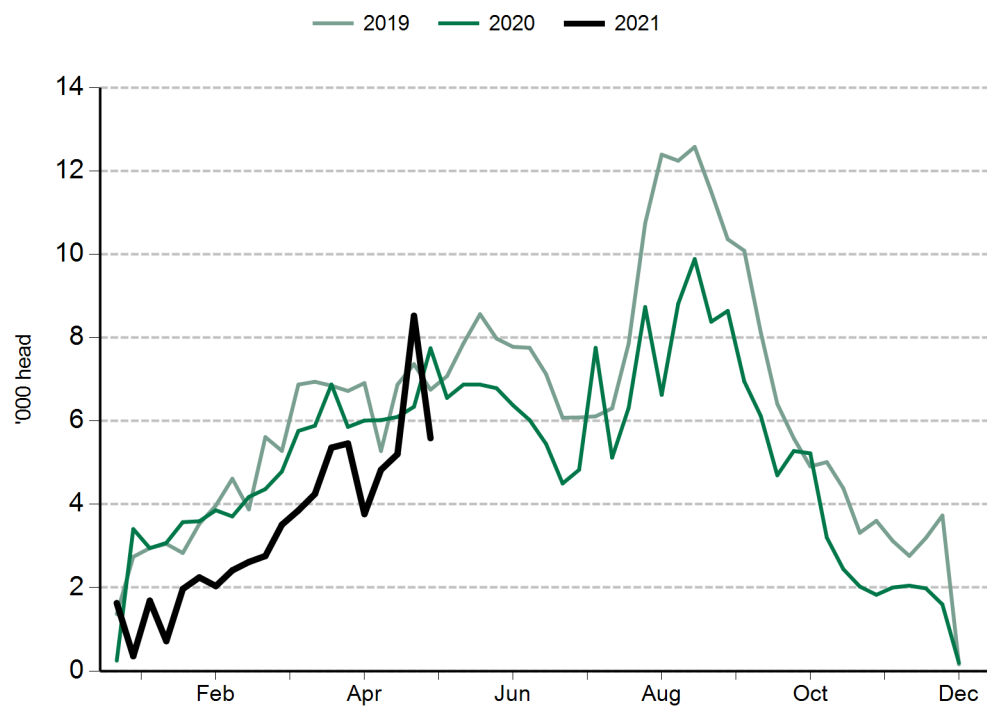
Goat slaughter



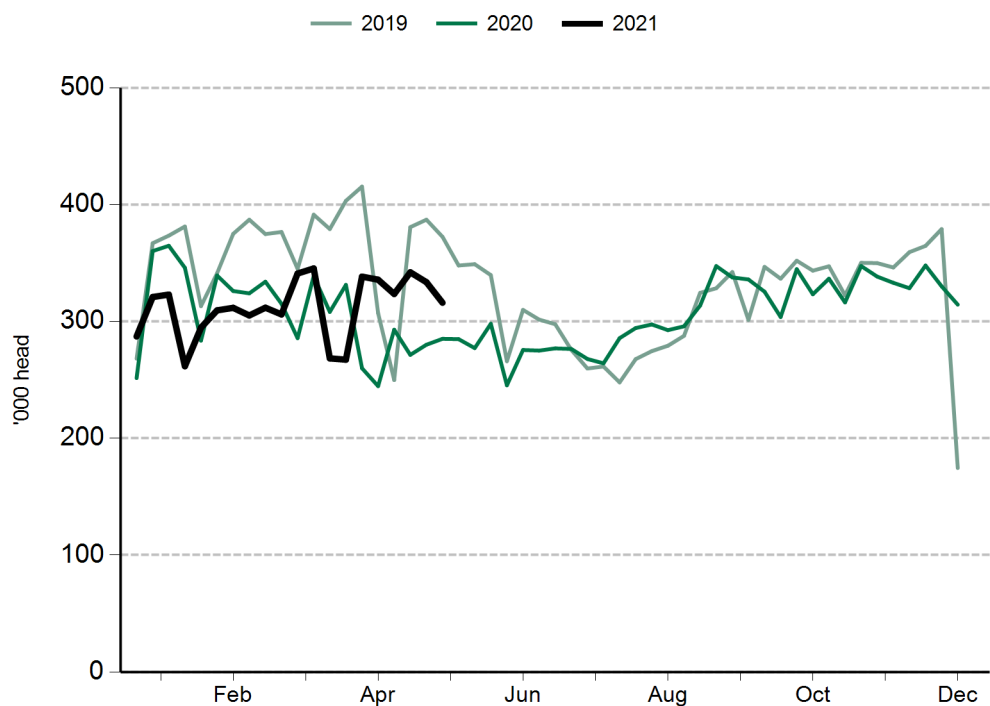
Cattle slaughter



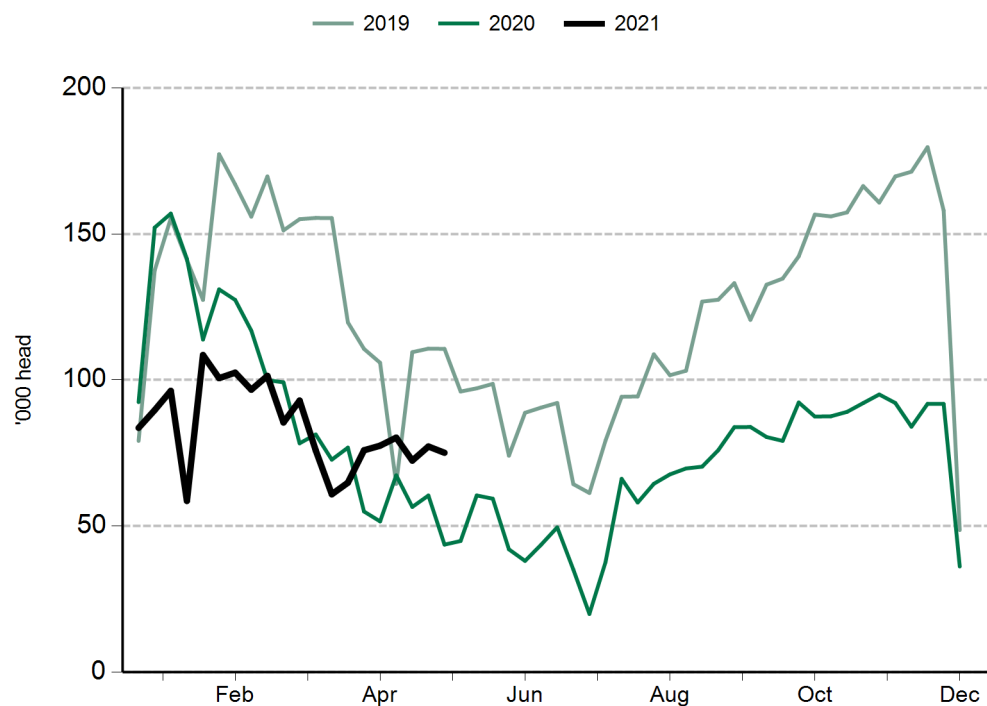
Calf slaughter



Lamb slaughter



Sheep slaughter



Cattle prices

National saleyard indicators	Live weight	Muscle/Fat	Unit	25 May 2021	26 May 2020
Restocker Steer	200-280kg	C2	¢/kg lwt	534	442
Feeder Steer	330-400kg	C2	¢/kg lwt	452	386
Vealer Steer	280-330kg	C2	¢/kg lwt	502	399
			¢/kg cwt	943	765
Trade Steer	330-400kg	C3	¢/kg lwt	466	393
			¢/kg cwt	848	741
Medium Steer	400-500kg	C3	¢/kg lwt	388	356
			¢/kg cwt	735	693
Heavy Steer	500-600kg	C4	¢/kg lwt	383	358
			¢/kg cwt	699	655
Medium Cow	400-520kg	D3	¢/kg lwt	289	268
			¢/kg cwt	587	549
Eastern Young Cattle Indicator (EYCI)			¢/kg cwt	889.00	749.5

Eastern states OTH indicators	Carcass weight	Muscle	Unit	21 May 2021	29 May 2020
Trade steer	240-260kg	A-C	¢/kg cwt	642	564
Medium steer	260-280kg	A-C	¢/kg cwt	651	583
Heavy steer	300-400kg	A-C	¢/kg cwt	661	592
Medium cow	260-280kg	A-E	¢/kg cwt	556	491
MSA trade steer	240-260kg	A-C	¢/kg cwt	663	610

Feeder cattle indicators - paddock sales	Unit	22 May 2020
Domestic	Unit	
Steers 280-350kg	¢/kg lwt	380
Heifers 280-350kg	¢/kg lwt	355
Export	Unit	
Shortfed 100-120 DOF	¢/kg lwt	354
Mediumfed 120-220 DOF	¢/kg lwt	415
Longfed 220+ DOF	¢/kg lwt	330

State saleyard indicators				Queensland		NSW		Victoria		SA		Tasmania	
Category	Live weight	Muscle/Fat	Unit	25 May 2021	26 May 2020	25 May 2021	26 May 2020	25 May 2021	26 May 2020	25 May 2021	26 May 2020	25 May 2021	26 May 2020
Restocker Steer	200-280kg	C2	¢/kg lwt	535	443	522	448	nq	nq	nq	nq	nq	nq
Feeder Steer	330-400kg	C2	¢/kg lwt	434	380	471	406	474	nq	431	362	nq	nq
Vealer Steer	280-330kg	C2	¢/kg lwt	424	332	523	434	479	nq	520	392	nq	nq
			¢/kg cwt	804	638	976	824	894	nq	1040	761	nq	nq
Trade Steer	330-400kg	C3	¢/kg lwt	nq	379	472	397	457	nq	467	397	344	nq
			¢/kg cwt	nq	689	845	737	855	nq	898	724	637	nq
Medium Steer	400-500kg	C3	¢/kg lwt	359	327	410	356	432	nq	438	385	nq	290
			¢/kg cwt	675	607	765	662	806	nq	853	739	nq	537
Heavy Steer	500-600kg	C4	¢/kg lwt	365	322	397	355	405	nq	nq	nq	nq	nq
			¢/kg cwt	665	580	721	656	750	nq	nq	nq	nq	nq
Medium Cow	400-520kg	D3	¢/kg lwt	287	256	291	288	299	nq	nq	nq	nq	nq
			¢/kg cwt	582	524	598	599	610	nq	nq	nq	nq	nq

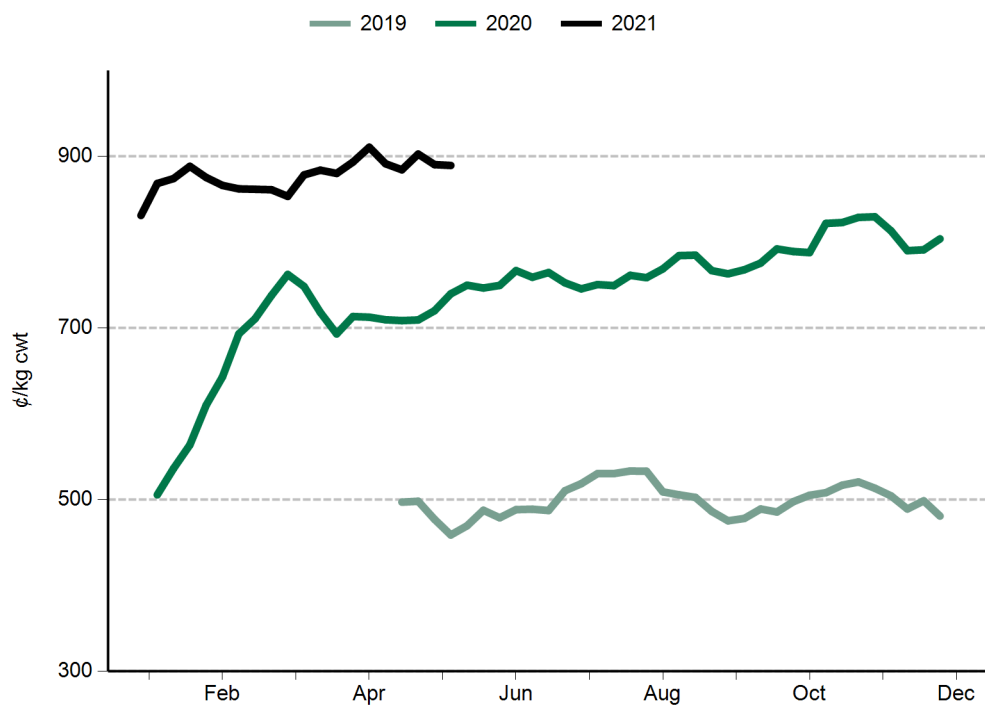
State over-the-hooks indicators				Queensland		NSW		Victoria		SA		Tasmania	
Category	Carcass weight	Muscle	Unit	21 May 2021	29 May 2020	21 May 2021	29 May 2020	21 May 2021	29 May 2020	21 May 2021	29 May 2020	21 May 2021	29 May 2020
Trade steer	240-260kg	A-C	¢/kg cwt	666	581	668	568	683	620	nq	nq	551	487
Medium steer	260-280kg	A-C	¢/kg cwt	658	584	668	568	684	599	nq	nq	595	nq
Heavy steer	300-400kg	A-C	¢/kg cwt	669	594	679	578	690	605	nq	nq	605	nq
Medium cow	260-280kg	A-E	¢/kg cwt	565	492	562	502	536	494	599	521	520	447
MSA trade steer	240-260kg	A-C	¢/kg cwt	670	605	673	614	nq	nq	645	nq	nq	nq

WA saleyard indicators	Unit	25 May 2021	26 May 2020
WYCI	¢/kg cwt	982	nq
Medium Steer	¢/kg lwt	411	nq
Medium Cow	¢/kg lwt	310	nq

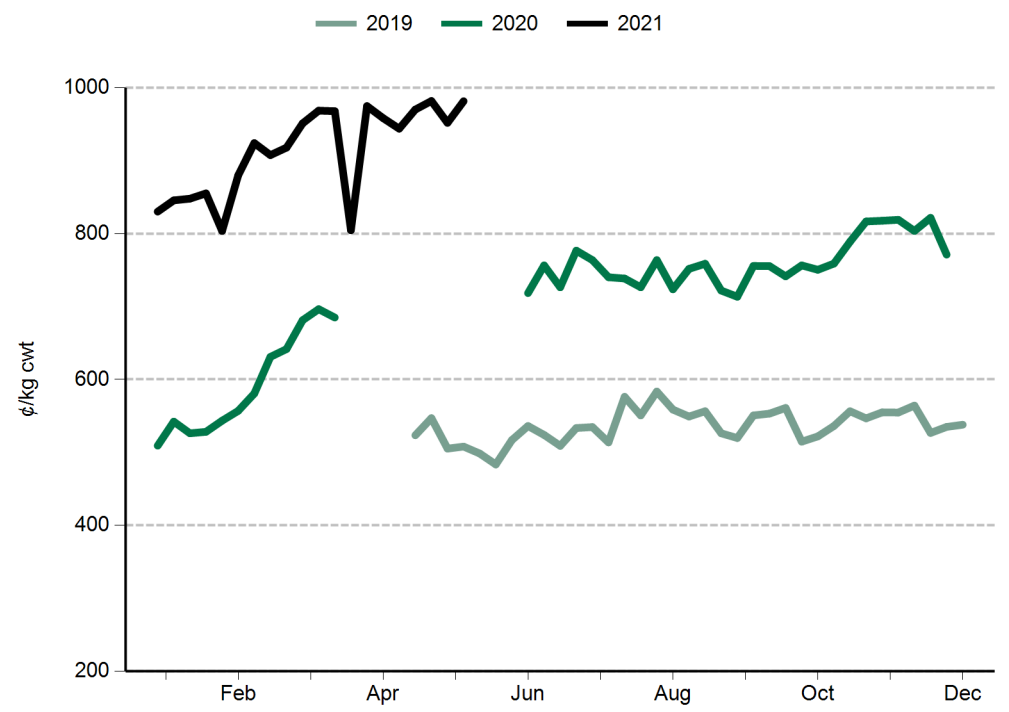
WA over-the-hooks indicators	Unit	29 May 2020
Grassfed yearling	¢/kg cwt	565
Grainfed yearling	¢/kg cwt	565
MSA yearling	¢/kg cwt	590

Live Export Price Quotes			Unit	14 May 2021	22 May 2020
Light Steer	260 - 360 kg	Townsville	¢/kg lwt	400	nq
	260 - 360 kg	Darwin	¢/kg lwt	nq	320
Light Heifer	260 - 360 kg	Townsville	¢/kg lwt	375	nq
	260 - 360 kg	Darwin	¢/kg lwt	nq	290

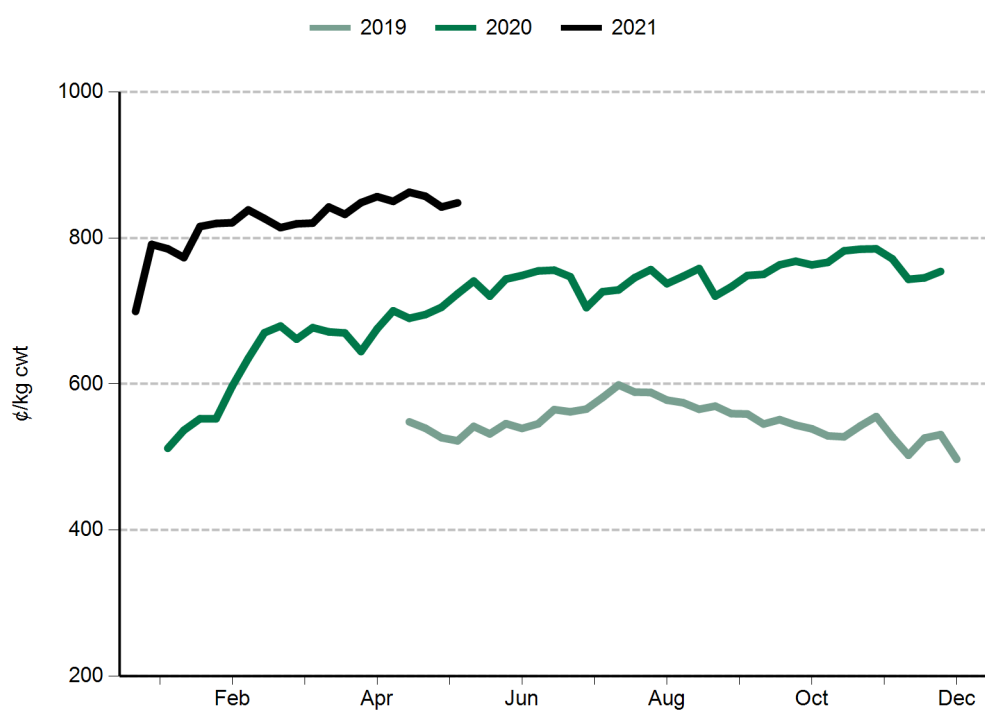
Eastern Young Cattle Indicator (EYCI)



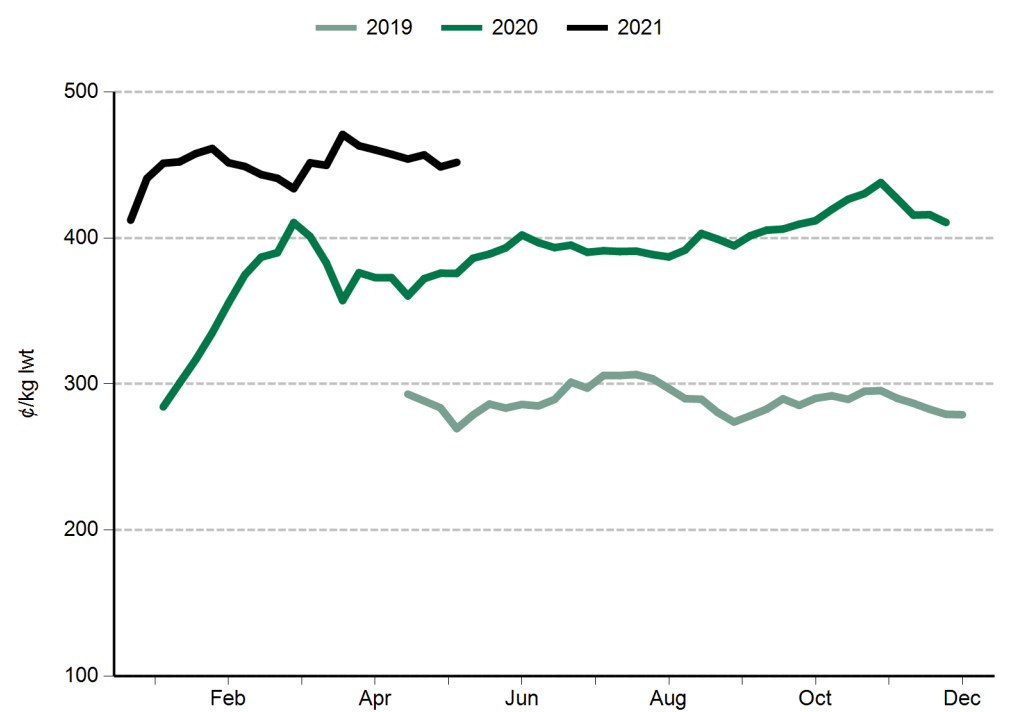
Western Young Cattle Indicator (WYCI)



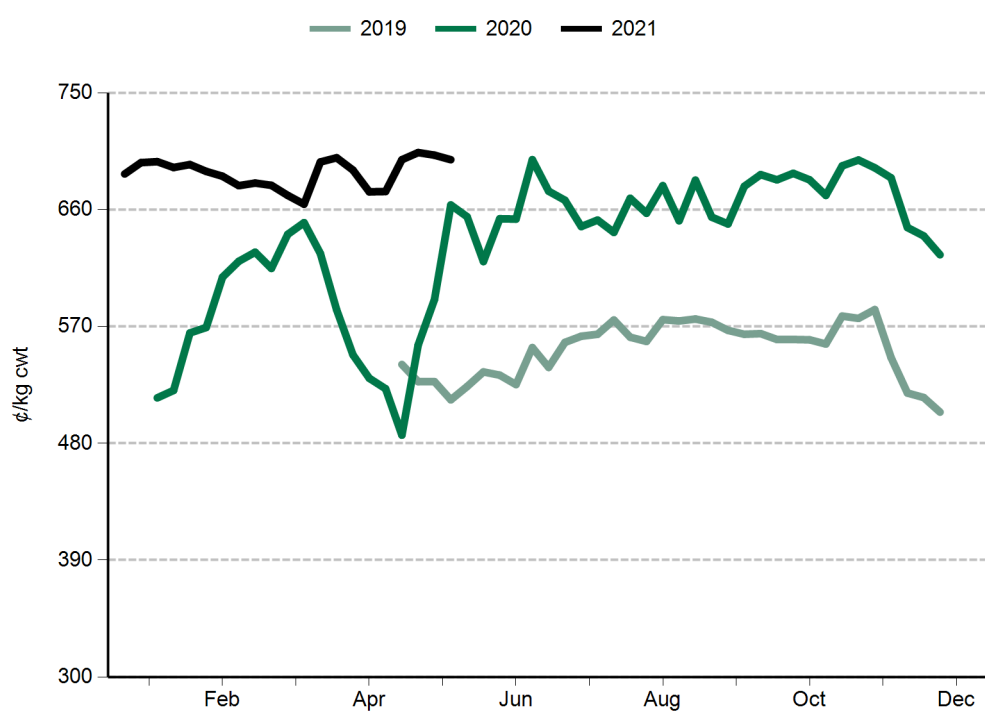
Trade steer



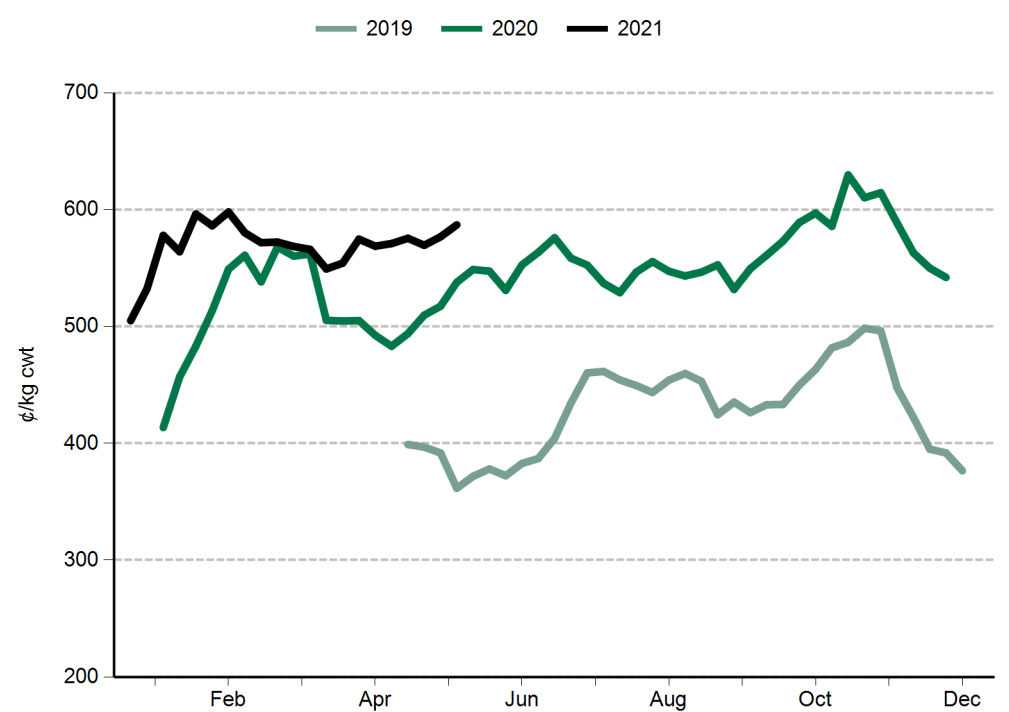
Feeder steer



Heavy steer



Medium cow



Sheep and lamb prices

Eastern States Trade Lamb Indicator (¢/kg cwt)	25 May 2021	26 May 2020
ESTLI	831	896.75

National saleyard sheep and lamb indicators (¢/kg cwt)		25 May 2021	26 May 2020
Merino lamb	16-22kg	767	815
Restocker/feeder lamb	0-18kg	826	906
Light lamb	12-18kg	759	870
Trade lamb	18-22kg	818	884
Heavy lamb	22+kg	796	856
Mutton	18-24kg	645	643

National OTH sheep and lamb indicators (¢/kg cwt)		21 May 2021	29 May 2020
Medium trade lamb	18-20kg	763	785
Heavy trade lamb	20-22kg	763	785
Heavy lamb	22-24kg	762	786
Mutton	18-24kg	639	596

State saleyard sheep and lamb indicators (¢/kg cwt)		Victoria		NSW		SA		WA		Tasmania	
		25 May 2021	26 May 2020	25 May 2021	26 May 2020	25 May 2021	26 May 2020	25 May 2021	26 May 2020	25 May 2021	26 May 2020
Merino lamb	16-22kg	805	795	757	830	750	780	690	nq	nq	nq
Restocker/feeder lamb	0-18kg	911	900	837	1033	796	983	639	643	871	869
Light lamb	12-18kg	845	884	792	942	761	846	672	738	786	852
Trade lamb	18-22kg	870	882	814	911	775	851	721	746	786	850
Heavy lamb	22+kg	822	857	789	865	764	759	768	775	700	689
Mutton	18-24kg	684	681	651	709	673	649	549	532	643	688

Over-the-hooks sheep and lamb indicators (¢/kg cwt)		Victoria		NSW		SA		WA		Tasmania	
		21 May 2021	29 May 2020	21 May 2021	29 May 2020	21 May 2021	29 May 2020	21 May 2021	29 May 2020	21 May 2021	29 May 2020
Medium trade lamb	18-20kg	768	815	736	783	790	792	760	750	nq	nq
Heavy trade lamb	20-22kg	768	815	736	783	790	792	760	750	nq	nq
Heavy lamb	22-24kg	760	825	736	783	790	778	760	760	nq	nq
Mutton	18-24kg	648	628	673	640	630	602	603	513	nq	nq

Live export price quotes (A\$/head)		18 May 2021	26 May 2020
Live wether	Muchea	nq	nq

Glossary:

cwt – carcase weight

lwt – live weight

OTH – over-the-hooks. Refers to the marketing of cattle/sheep/lambs directly from the farm to an abattoir where a producer is paid for the value of the carcase based on a sliding grid.

CIF – Cost, insurance, freight. The quoted price for the goods including freight and insurance costs delivered to final destination.

C&F – Cost and freight. Refers to the quoted price for the goods, including freight to the delivery point, but not insurance.

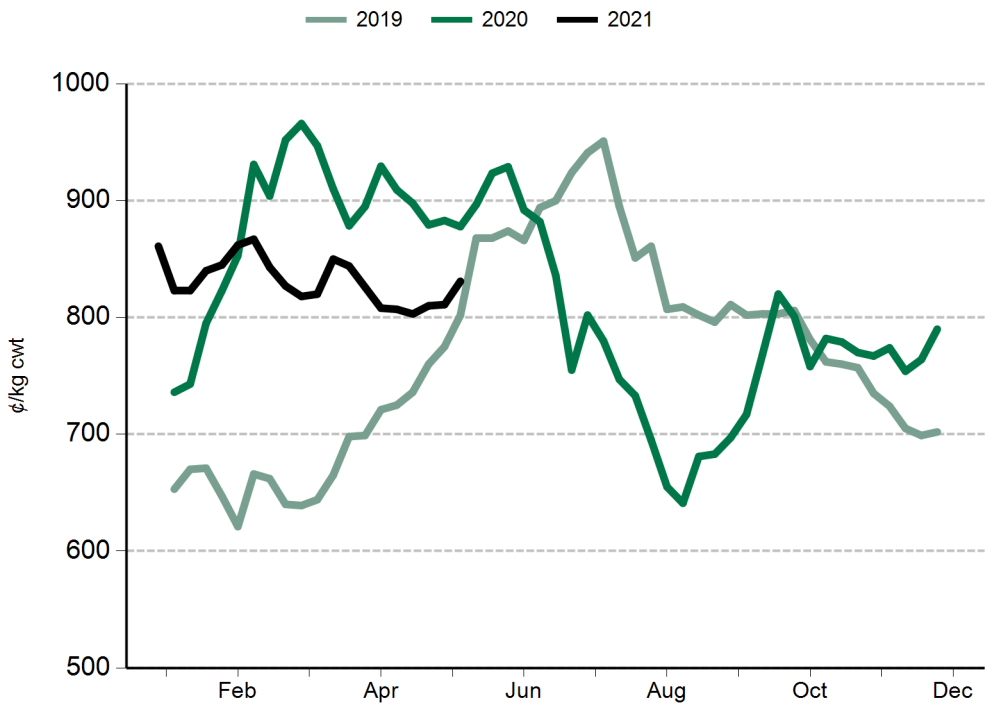
FAS – Free alongside ship. Refers to export price quotes where the seller is obliged to pay warehouse services, packing, inland freight and port charges, but not placement of goods onto the ship. The buyer is obliged to pay overseas freight, charges in foreign port, customs duties, quarantine and delivery to final destination. (See also 'FOB').

EYCI – Eastern Young Cattle Indicator. A seven day rolling average from 24 saleyards across NSW, Victoria and Queensland. It includes vealer and yearling heifers and steers, grade score C2 or C3, with live weight from 200kg.

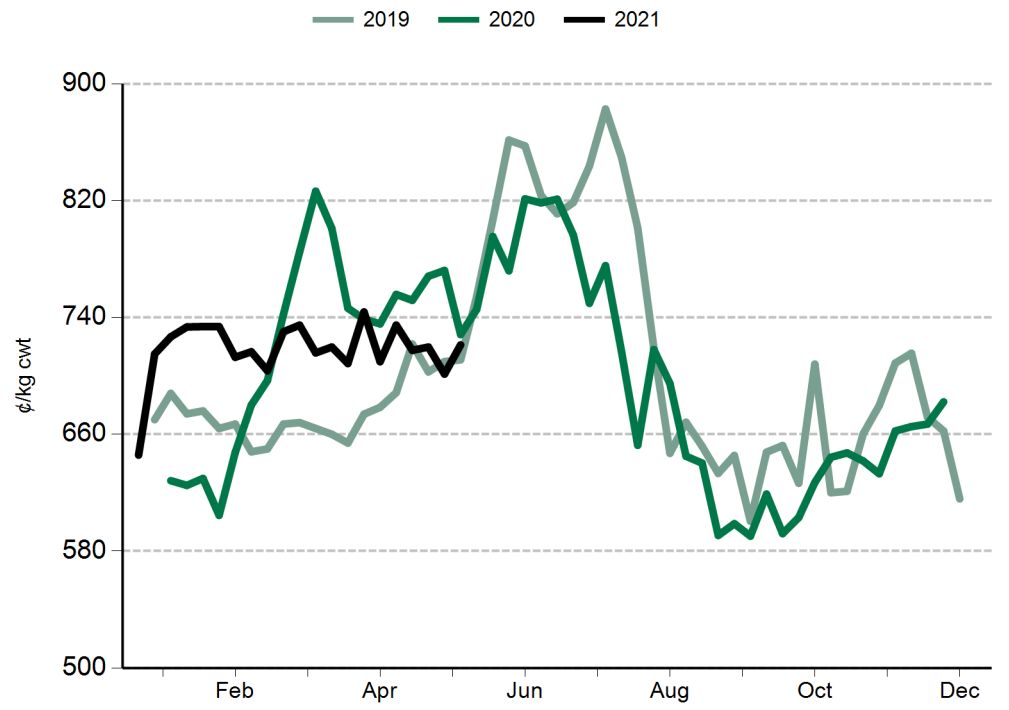
WYCI – Western Young Cattle Indicator. A benchmark of the value of young cattle in WA saleyards. It includes vealer and yearling heifers and steers, grade score C2 or C3, 180kg+ live weight.

All data is collected by MLA's NLRS, unless specified otherwise.

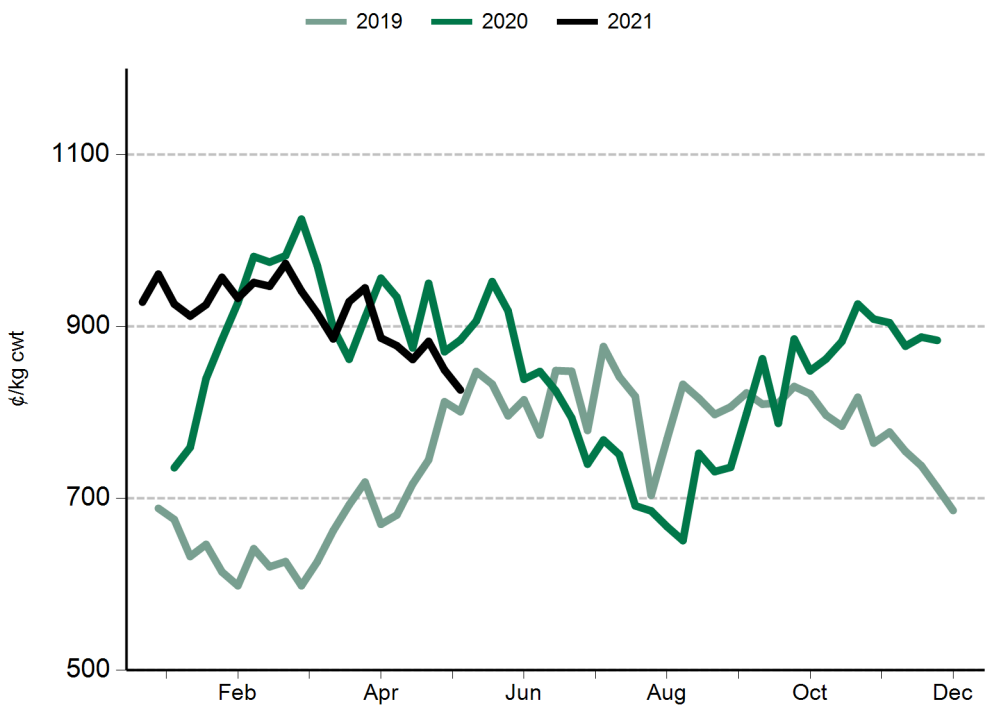
Eastern States Trade Lamb Indicator (ESTLI)



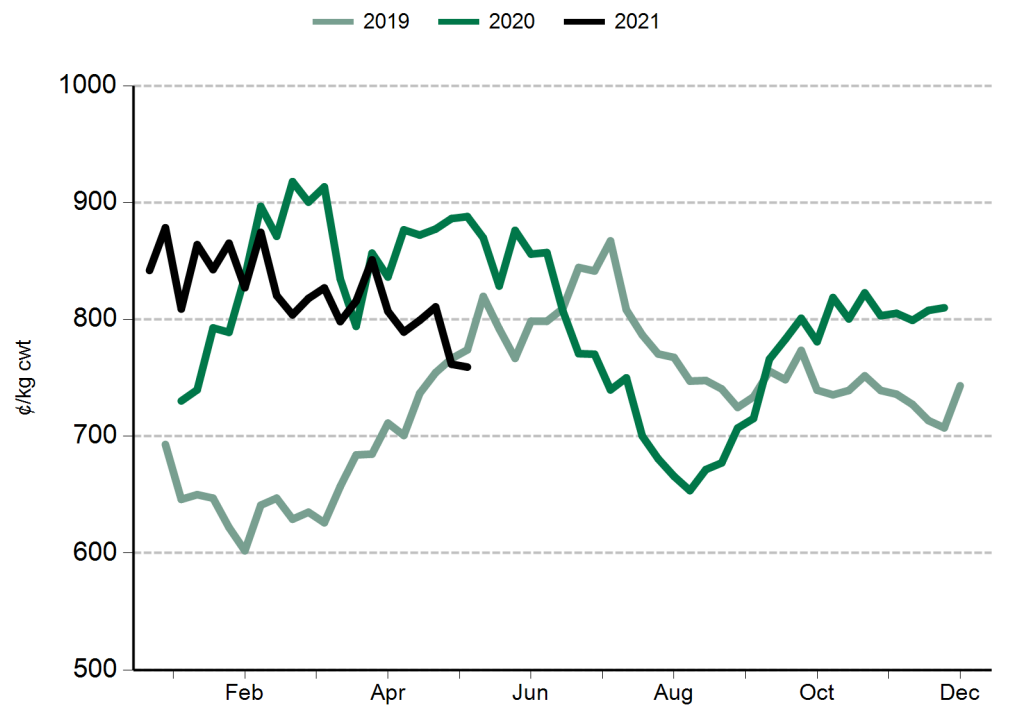
Western Trade Lamb Indicator (WTLI)



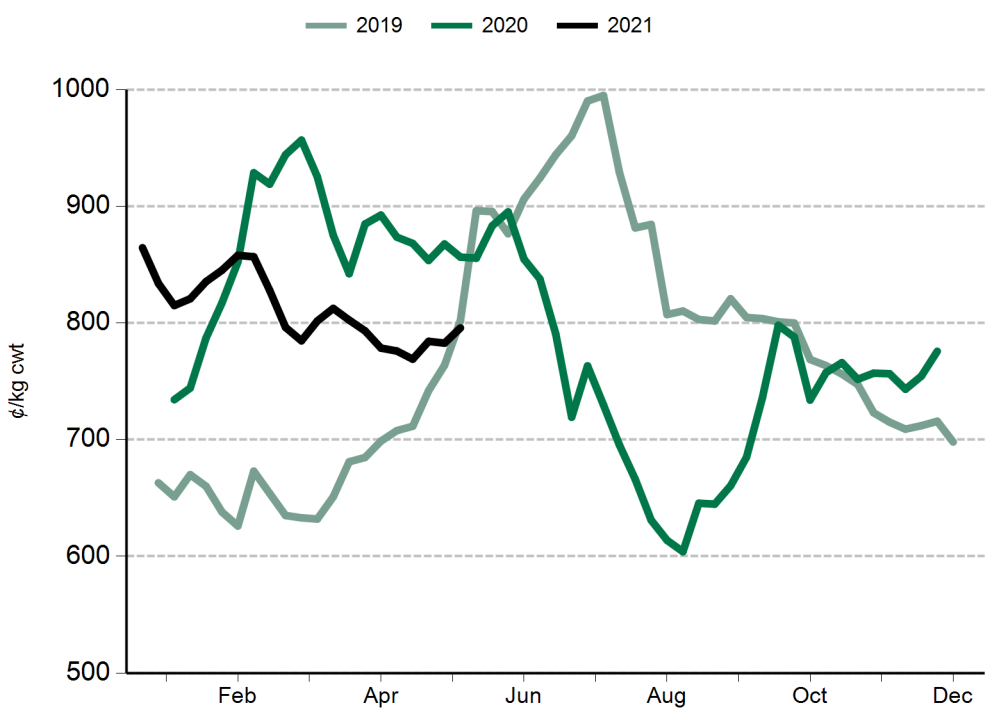
Restocker lamb



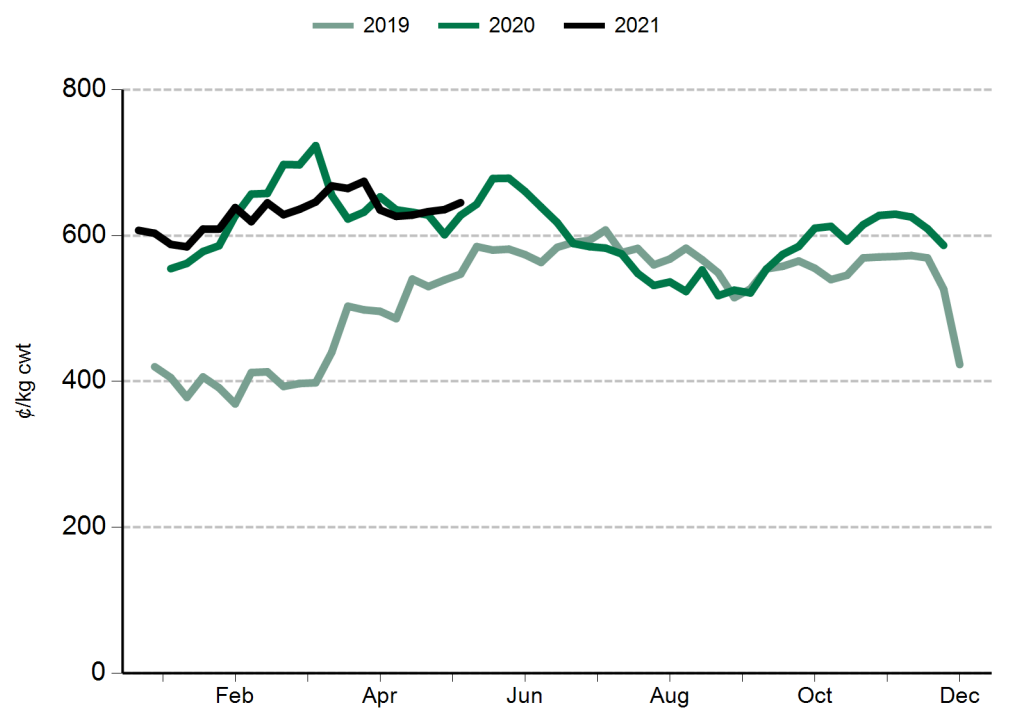
Light lamb



Heavy lamb



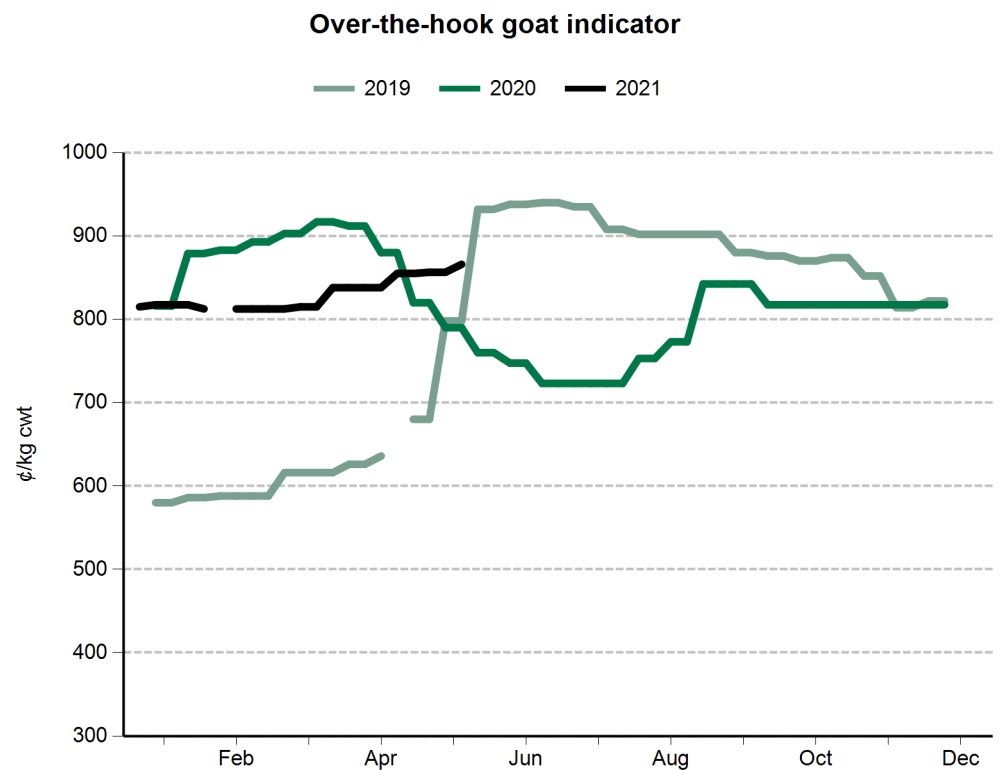
Mutton



General statistics

Over-the-hooks goat indicators (A¢/kg cwt)	14 May 2021	29 May 2020
8.1-10kg	874	760
10.1-12kg	857	760
12.1-16kg	857	760
16.1-20kg	850	760
20.1kg+	819	760

Skin indicators - Lambs		22 May 2020
2" +	16.1 - 20kg	100
	20.1 - 24kg	188
	24.1kg +	288
1" - 2"	16.1 - 20kg	200
	20.1 - 24kg	50
	24.1kg +	163
0.5" - 1"	16.1 - 20kg	nq
	20.1 - 24kg	nq
	24.1kg +	125
New Season	16.1 - 20kg	nq
	20.1 - 24kg	231
	24.1kg +	313
Skin indicators - Merino sheep (average 25 micron)		
1.5" - 2"	16.1 - 20kg	700
	20.1 - 24kg	925
	24.1kg +	1075



Grain prices - Darling Downs (A\$/tonne)	14 May 2021	22 May 2020
Wheat	323	400
Barley	290	nq
Sorghum	310	385
Grain prices - Riverina (A\$/tonne)		
Wheat	302	353
Barley	243	253

Source: Profarmer Australia

PLEASE NOTE

MLA no longer reports on fodder prices, tallow prices or the EMI on a weekly basis.

These can be accessed separately through these links:

- [Fodder prices \(Dairy Australia\)](#)
- [Tallow prices \(MLA monthly co-product report\)](#)
- [EMI \(AWEX\)](#)

US imported beef prices (CIF)		14 May 2021	22 May 2020
Bull 95CL	US¢/lb	286.0	262.5
	A¢/kg	812.9	885.7
Cow 90CL	US¢/lb	268.5	240.0
	A¢/kg	763.2	809.8
CC/CF 85CL	US¢/lb	240.5	225.0
	A¢/kg	683.6	759.2
Shank 90CL	US¢/lb	257.5	242.5
	A¢/kg	731.9	818.2
Trim 85CL	US¢/lb	244.5	222.5
	A¢/kg	695.0	750.7
Trim 80CL	US¢/lb	220.0	215.0
	A¢/kg	625.3	725.4
Trim 75CL	US¢/lb	175.0	171.0
	A¢/kg	497.4	577.0
Trim 65CL	US¢/lb	nq	nq
	A¢/kg	nq	nq
Outside flats	US¢/lb	nq	nq
	A¢/kg	nq	nq
Knuckles	US¢/lb	312.5	282.5
	A¢/kg	888.3	953.2
Inside cap off	US¢/lb	370.0	345.0
	A¢/kg	1051.7	1164.0

Source: Steiner Consulting Group

