

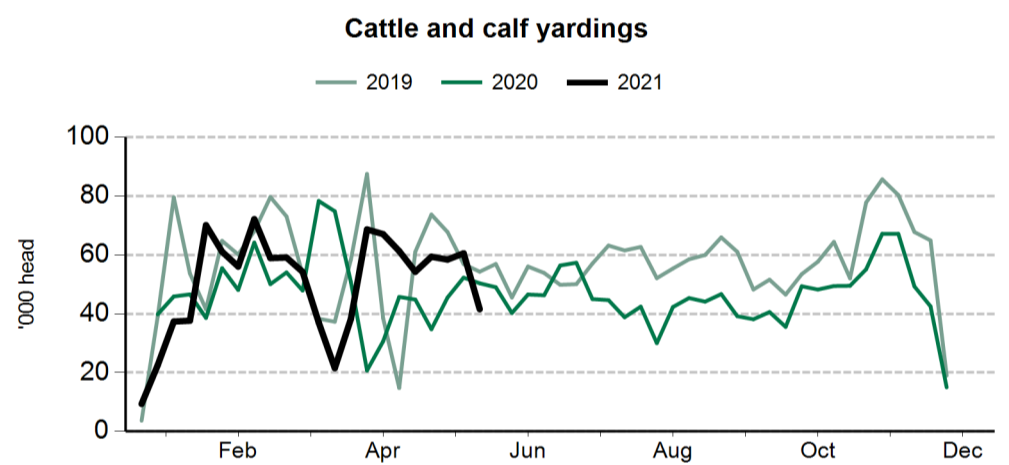
The following weekly statistical summary includes the following information:

- **Livestock movements**.....pages 1-2
 - Cattle yardings
 - Sheep yardings
 - Cattle slaughter
 - Sheep, lamb and goat slaughter
- **Cattle price indicators**.....pages 3-4
 - Saleyard indicators
 - Over-the-hook indicators
 - Live export indicators
- **Sheep and lamb indicators**.....pages 5-6
 - Saleyard indicators
 - Over-the-hook indicators
 - Live export indicators
- **General statistics**.....page 7
 - Over-the-hook goat indicators
 - Skin price indicators
 - Weekly US imported beef indicators

Cattle movements

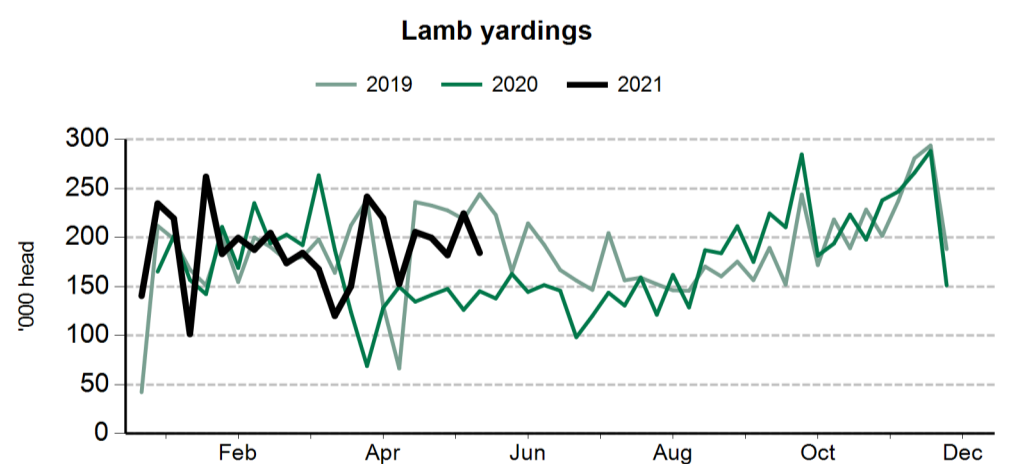
Cattle saleyard throughput		4 Jun 2021	28 May 2021	5 Jun 2020
Queensland	Cattle	5,418	18,340	22,502
NSW	Cattle	6,617	14,031	12,619
Victoria	Cattle	4,263	6,750	10,193
SA	Cattle	735	1,094	1,987
WA	Cattle	893	1,347	1,627
Tasmania	Cattle	120	nq	90

Cattle slaughter		28 May 2021	5 Jun 2020
Queensland	Cattle	41,341	56,900
	Calves	15	82
NSW	Cattle	24,427	30,598
	Calves	1,164	1,270
Victoria	Cattle	14,636	24,409
	Calves	4,635	5,345
SA	Cattle	3,294	3,243
	Calves	11	10
Tasmania	Cattle	2,937	4,958
	Calves	163	167

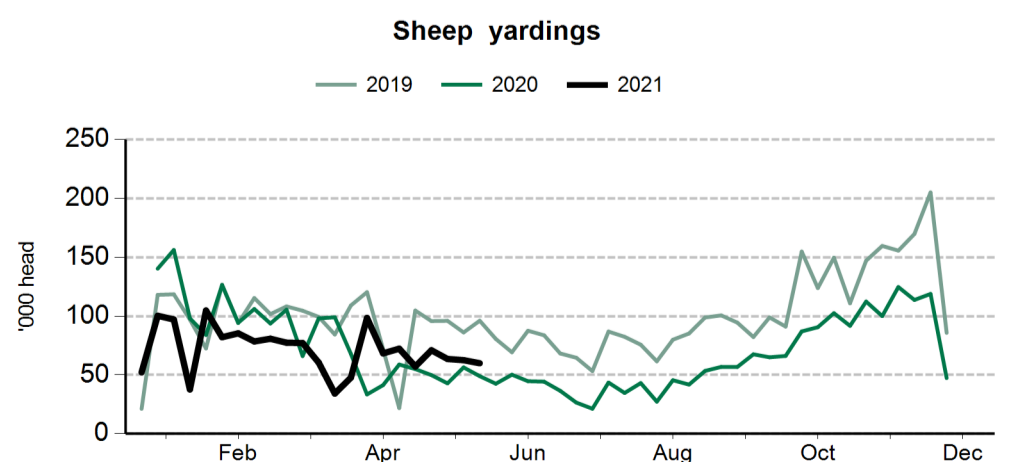


Smallstock movements

Sheep and lamb saleyard throughput		4 Jun 2021	28 May 2021	5 Jun 2020
NSW	Lambs	49,618	115,780	88,804
	Sheep	14,202	29,209	22,274
Victoria	Lambs	42,034	48,805	28,278
	Sheep	13,687	19,780	8,987
SA	Lambs	7,550	8,099	8,253
	Sheep	3,161	2,900	2,249
WA	Lambs	5,733	10,488	10,969
	Sheep	2,370	7,875	8,000
Tasmania	Lambs	1,543	nq	620
	Sheep	1,785	nq	900

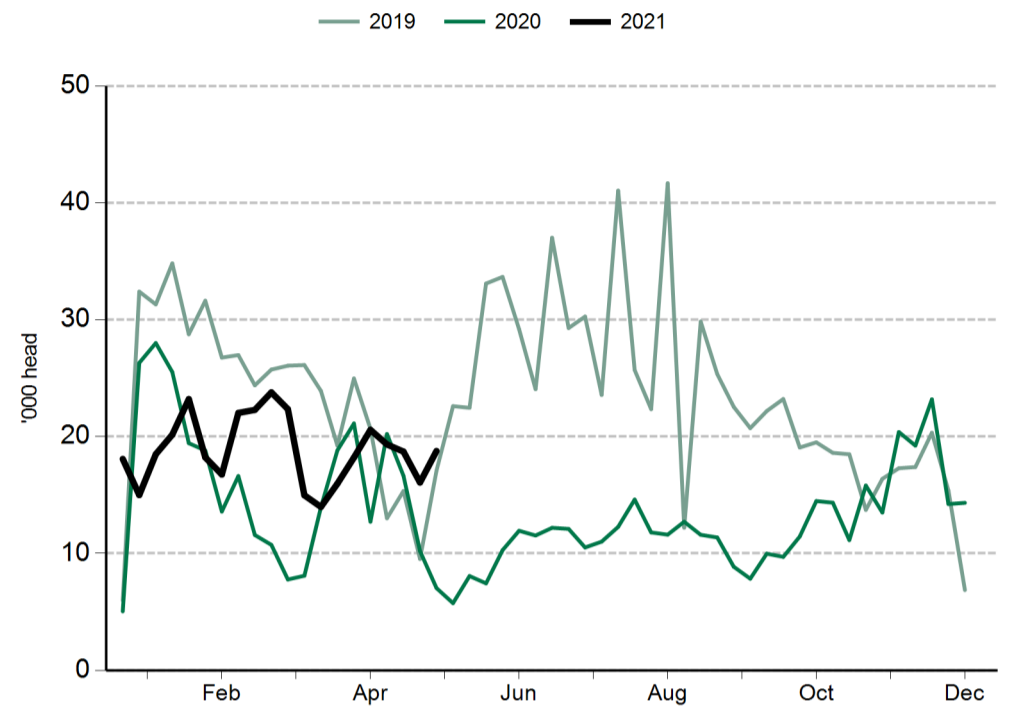


Sheep and lamb slaughter		28 May 2021	5 Jun 2020
Queensland	Lambs	686	269
	Sheep	1,006	657
NSW	Lambs	114,695	100,036
	Sheep	35,149	32,647
Victoria	Lambs	181,313	149,384
	Sheep	31,580	20,409
SA	Lambs	38,961	44,931
	Sheep	1,958	5,475
Tasmania	Lambs	6,647	3,436
	Sheep	768	123

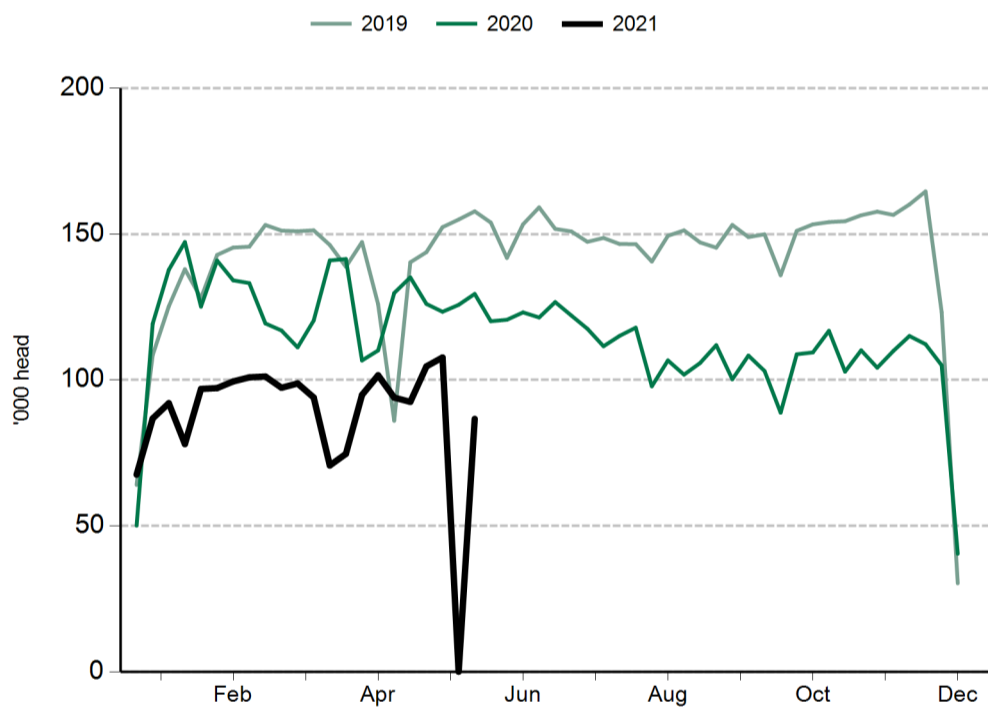


Goat slaughter		28 May 2021	5 Jun 2020
Queensland	Goats	8,310	2,662
NSW	Goats	2,762	1,776
Victoria	Goats	5,347	1,674
SA	Goats	2,261	1,326
Tasmania	Goats	nq	nq

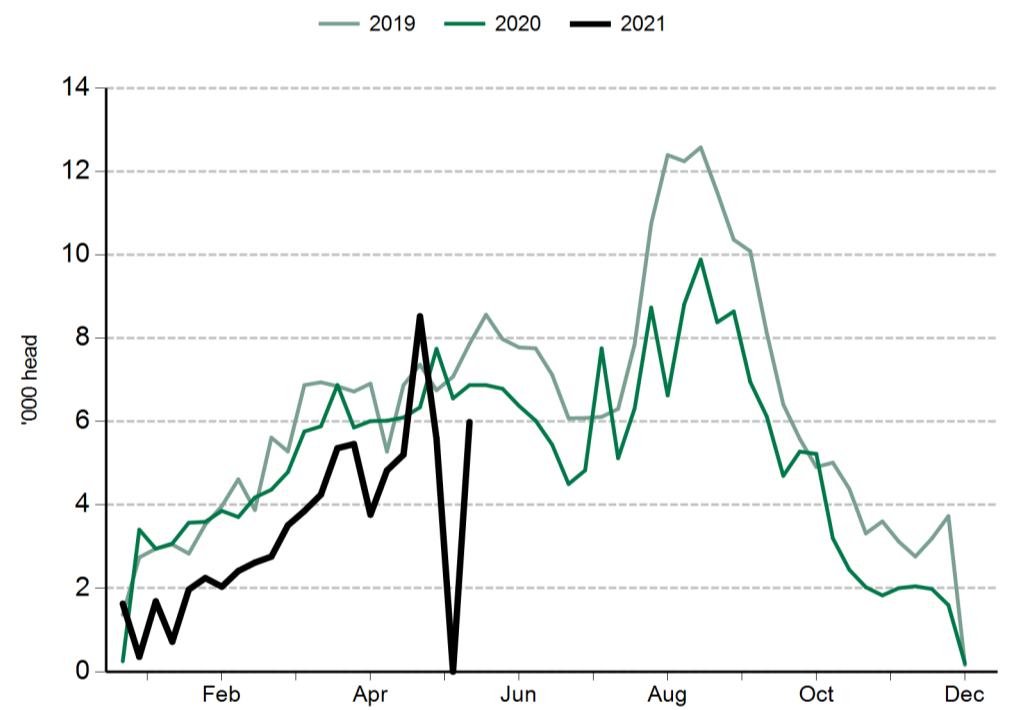
Goat slaughter



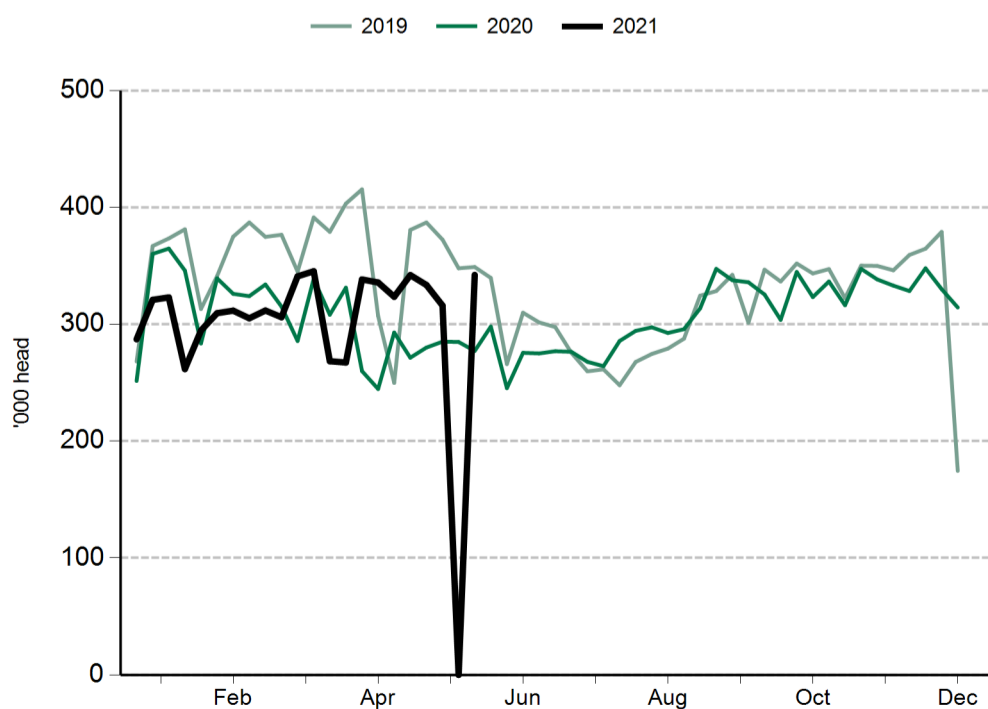
Cattle slaughter



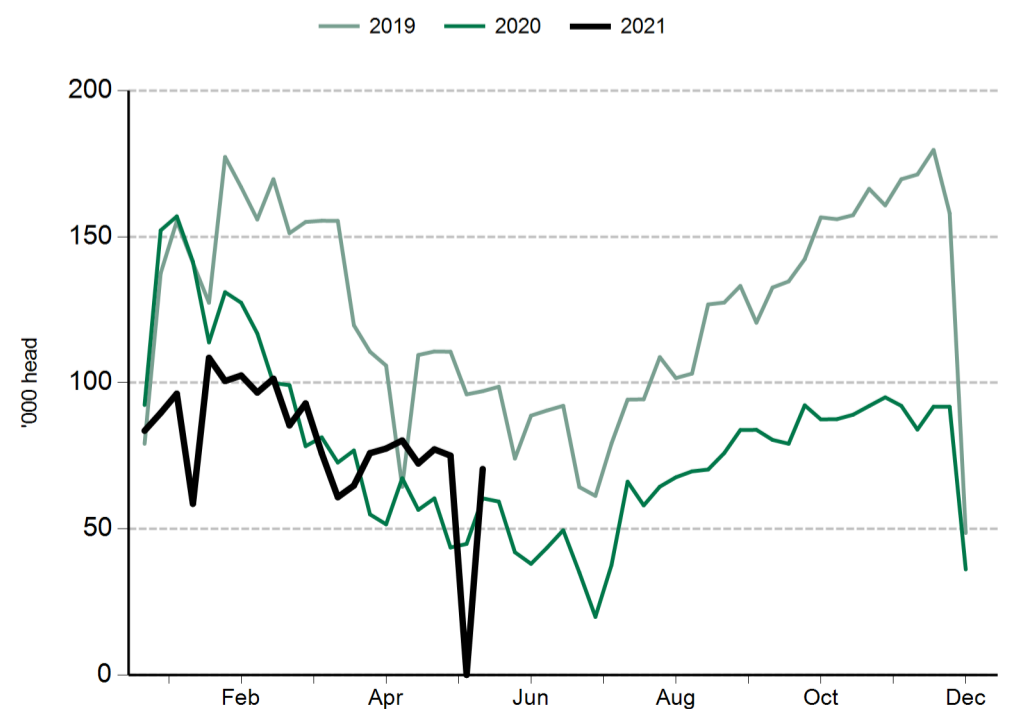
Calf slaughter



Lamb slaughter



Sheep slaughter



Cattle prices

National saleyard indicators	Live weight	Muscle/Fat	Unit	8 Jun 2021	9 Jun 2020
Restocker Steer	200-280kg	C2	¢/kg lwt	545	421
Feeder Steer	330-400kg	C2	¢/kg lwt	472	393
Vealer Steer	280-330kg	C2	¢/kg lwt	508	418
			¢/kg cwt	961	793
Trade Steer	330-400kg	C3	¢/kg lwt	477	401
			¢/kg cwt	882	744
Medium Steer	400-500kg	C3	¢/kg lwt	383	358
			¢/kg cwt	708	675
Heavy Steer	500-600kg	C4	¢/kg lwt	400	354
			¢/kg cwt	722	653
Medium Cow	400-520kg	D3	¢/kg lwt	292	259
			¢/kg cwt	587	531
Eastern Young Cattle Indicator (EYCI)			¢/kg cwt	906.00	749.25

Eastern states OTH indicators	Carcase weight	Muscle	Unit	4 Jun 2021	12 Jun 2020
Trade steer	240-260kg	A-C	¢/kg cwt	675	576
Medium steer	260-280kg	A-C	¢/kg cwt	674	595
Heavy steer	300-400kg	A-C	¢/kg cwt	682	604
Medium cow	260-280kg	A-E	¢/kg cwt	574	499
MSA trade steer	240-260kg	A-C	¢/kg cwt	662	620

Feeder cattle indicators - paddock sales	5 Jun 2020
Domestic	Unit
Steers 280-350kg	¢/kg lwt 394
Heifers 280-350kg	¢/kg lwt 355
Export	Unit
Shortfed 100-120 DOF	¢/kg lwt 359
Mediumfed 120-220 DOF	¢/kg lwt 415
Longfed 220+ DOF	¢/kg lwt 330

State saleyard indicators				Queensland		NSW		Victoria		SA		Tasmania	
Category	Live weight	Muscle/Fat	Unit	8 Jun 2021	9 Jun 2020	8 Jun 2021	9 Jun 2020	8 Jun 2021	9 Jun 2020	8 Jun 2021	9 Jun 2020	8 Jun 2021	9 Jun 2020
Restocker Steer	200-280kg	C2	¢/kg lwt	542	421	577	398	470	nq	nq	nq	nq	nq
Feeder Steer	330-400kg	C2	¢/kg lwt	467	389	475	406	465	385	nq	327	nq	nq
Vealer Steer	280-330kg	C2	¢/kg lwt	443	348	528	439	498	402	nq	387	nq	nq
			¢/kg cwt	851	669	993	824	936	759	nq	773	nq	nq
Trade Steer	330-400kg	C3	¢/kg lwt	nq	403	478	413	455	410	516	388	400	nq
			¢/kg cwt	nq	733	861	755	848	747	1040	748	727	nq
Medium Steer	400-500kg	C3	¢/kg lwt	367	355	396	336	438	368	406	393	nq	317
			¢/kg cwt	669	668	743	627	820	690	777	760	nq	592
Heavy Steer	500-600kg	C4	¢/kg lwt	nq	350	395	337	423	369	nq	nq	nq	nq
			¢/kg cwt	nq	646	711	618	762	682	nq	nq	nq	nq
Medium Cow	400-520kg	D3	¢/kg lwt	288	258	300	267	306	273	nq	nq	227	nq
			¢/kg cwt	574	527	630	554	630	566	nq	nq	473	nq

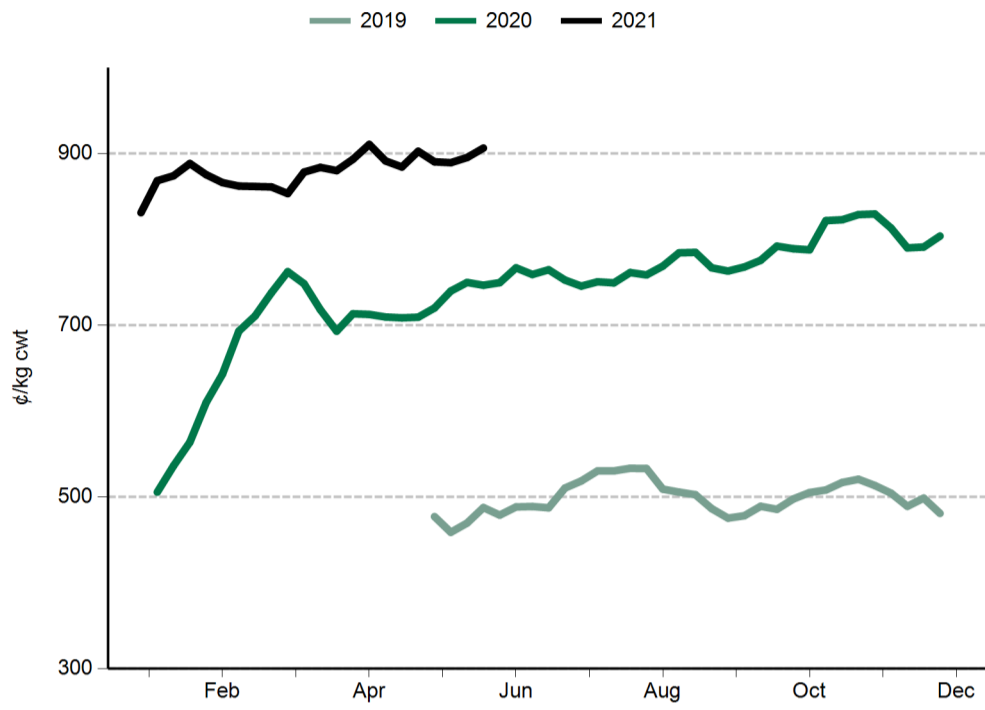
State over-the-hooks indicators				Queensland		NSW	Victoria		SA		Tasmania
Category	Carcase weight	Muscle	Unit	4 Jun 2021	12 Jun 2020	12 Jun 2020	4 Jun 2021	12 Jun 2020	4 Jun 2021	12 Jun 2020	12 Jun 2020
Trade steer	240-260kg	A-C	¢/kg cwt	663	602	577	687	627	nq	nq	497
Medium steer	260-280kg	A-C	¢/kg cwt	660	602	577	687	606	nq	nq	nq
Heavy steer	300-400kg	A-C	¢/kg cwt	671	613	587	693	612	nq	nq	nq
Medium cow	260-280kg	A-E	¢/kg cwt	578	512	509	539	494	604	521	457
MSA trade steer	240-260kg	A-C	¢/kg cwt	680	618	623	nq	nq	645	nq	nq

WA saleyard indicators	Unit	8 Jun 2021	9 Jun 2020
WYCI	¢/kg cwt	1042	nq
Medium Steer	¢/kg lwt	442	nq
Medium Cow	¢/kg lwt	298	252

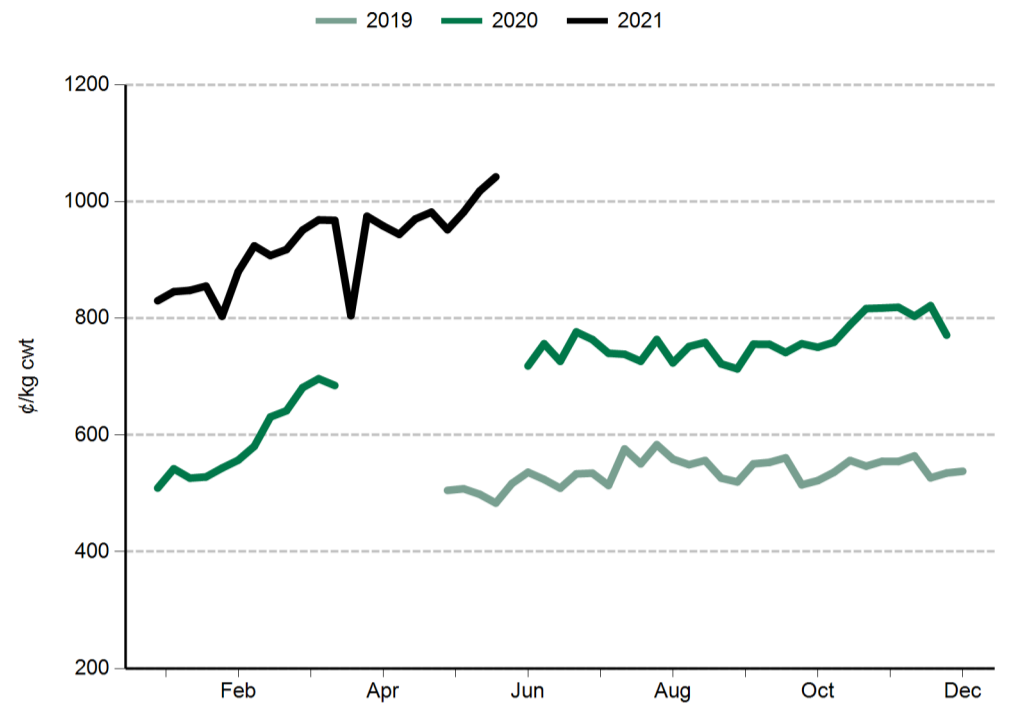
WA over-the-hooks indicators	Unit	12 Jun 2020
Grassfed yearling	¢/kg cwt	565
Grainfed yearling	¢/kg cwt	565
MSA yearling	¢/kg cwt	590

Live Export Price Quotes			Unit	28 May 2021	5 Jun 2020
Light Steer	260 - 360 kg	Townsville	¢/kg lwt	400	330
	260 - 360 kg	Darwin	¢/kg lwt	nq	330
Light Heifer	260 - 360 kg	Townsville	¢/kg lwt	375	290
	260 - 360 kg	Darwin	¢/kg lwt	nq	300

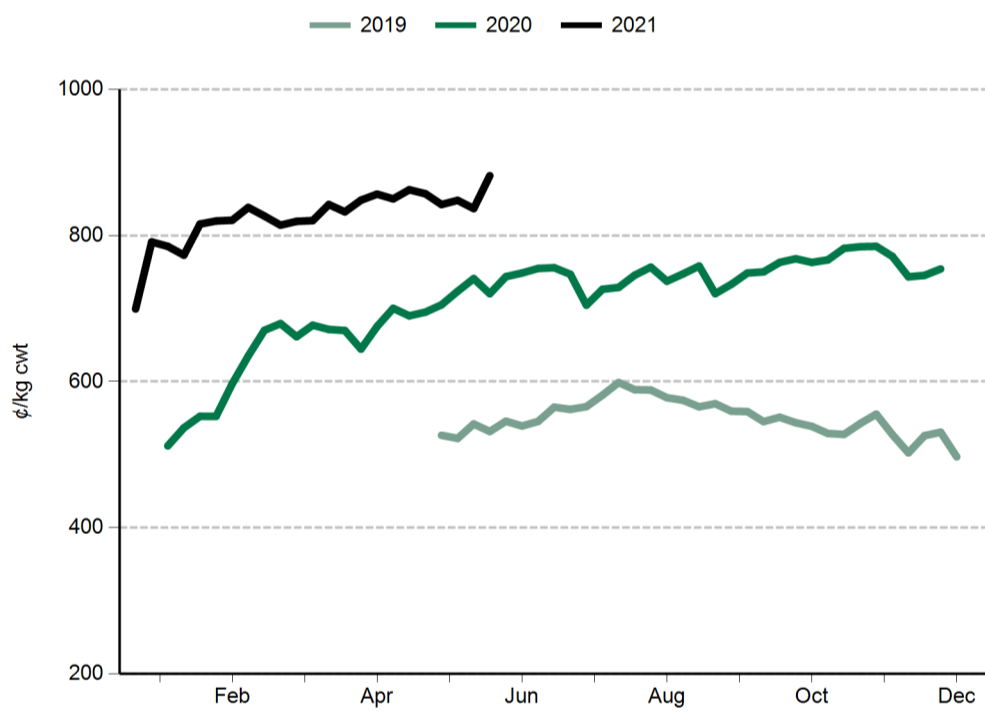
Eastern Young Cattle Indicator (EYCI)



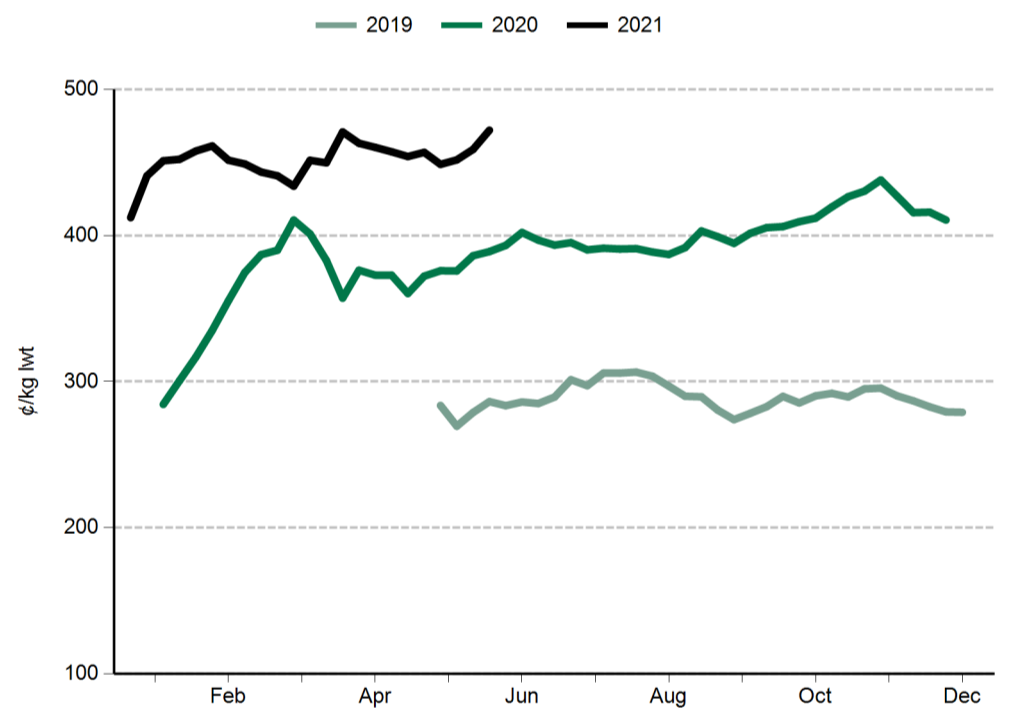
Western Young Cattle Indicator (WYCI)



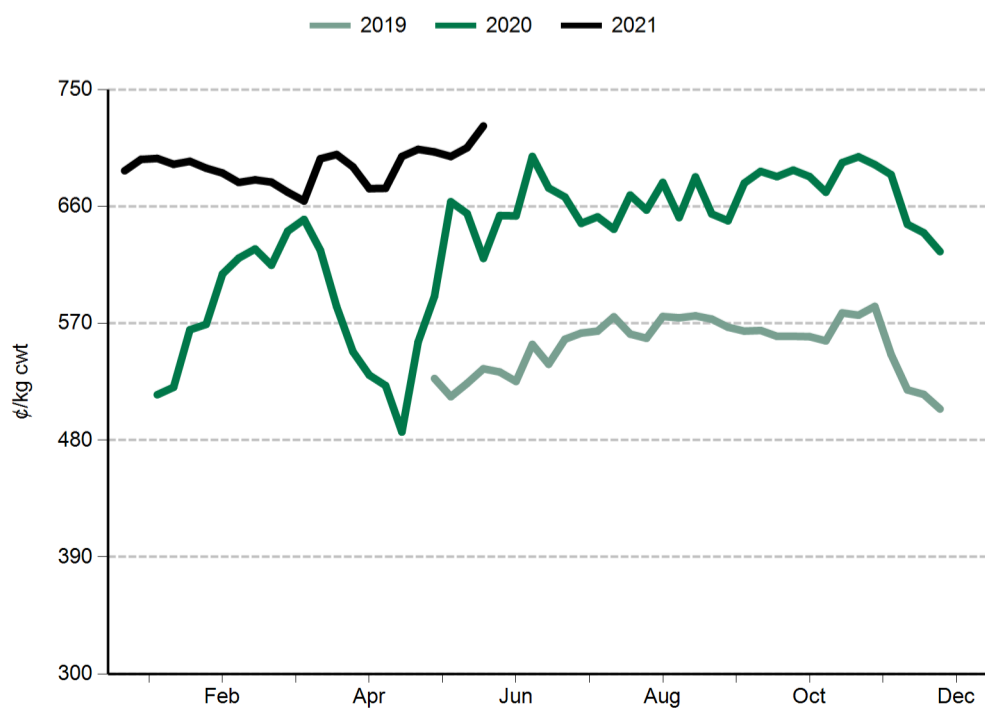
Trade steer



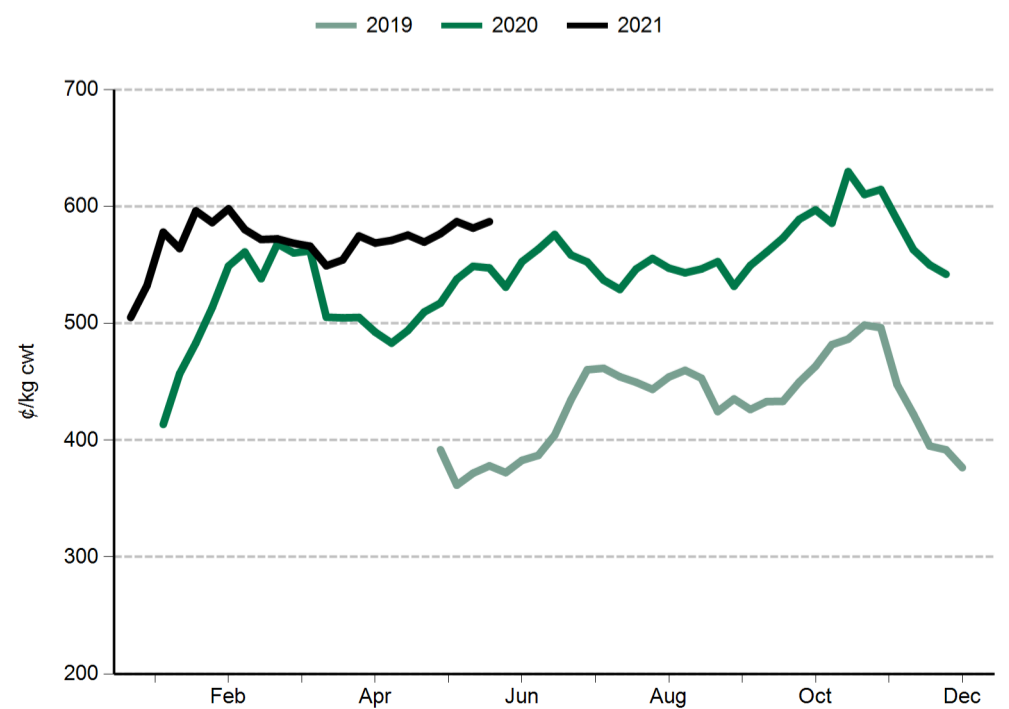
Feeder steer



Heavy steer



Medium cow



Sheep and lamb prices

Eastern States Trade Lamb Indicator (¢/kg cwt)	8 Jun 2021	9 Jun 2020
ESTLI	799	929

National saleyard sheep and lamb indicators (¢/kg cwt)		8 Jun 2021	9 Jun 2020
Merino lamb	16-22kg	724	835
Restocker/feeder lamb	0-18kg	806	918
Light lamb	12-18kg	773	876
Trade lamb	18-22kg	793	917
Heavy lamb	22+kg	789	895
Mutton	18-24kg	644	679

National OTH sheep and lamb indicators (¢/kg cwt)		4 Jun 2021	12 Jun 2020
Medium trade lamb	18-20kg	757	787
Heavy trade lamb	20-22kg	757	787
Heavy lamb	22-24kg	757	790
Mutton	18-24kg	647	601

State saleyard sheep and lamb indicators (¢/kg cwt)		Victoria		NSW		SA		WA		Tasmania	
		8 Jun 2021	9 Jun 2020	8 Jun 2021	9 Jun 2020	8 Jun 2021	9 Jun 2020	8 Jun 2021	9 Jun 2020	8 Jun 2021	9 Jun 2020
Merino lamb	16-22kg	721	793	722	861	732	814	744	798	nq	nq
Restocker/feeder lamb	0-18kg	755	960	888	997	844	869	714	729	762	966
Light lamb	12-18kg	774	874	794	920	754	865	749	753	795	863
Trade lamb	18-22kg	785	931	811	934	761	841	758	772	760	831
Heavy lamb	22+kg	793	878	789	909	741	862	795	773	712	818
Mutton	18-24kg	662	687	642	746	614	636	559	569	657	789

Over-the-hooks sheep and lamb indicators (¢/kg cwt)		Victoria		NSW		SA		WA		Tasmania
		4 Jun 2021	12 Jun 2020	4 Jun 2021	12 Jun 2020	4 Jun 2021	12 Jun 2020	4 Jun 2021	12 Jun 2020	12 Jun 2020
Medium trade lamb	18-20kg	759	823	726	783	770	792	772	750	nq
Heavy trade lamb	20-22kg	759	823	726	783	770	792	772	750	nq
Heavy lamb	22-24kg	759	840	726	783	770	778	772	760	nq
Mutton	18-24kg	654	643	680	640	638	610	617	513	nq

Live export price quotes (A\$/head)		1 Jun 2021	9 Jun 2020
Live wether	Muchea	nq	nq

Glossary:

cwt – carcase weight

lwt – live weight

OTH – over-the-hooks. Refers to the marketing of cattle/sheep/lambs directly from the farm to an abattoir where a producer is paid for the value of the carcase based on a sliding grid.

CIF – Cost, insurance, freight. The quoted price for the goods including freight and insurance costs delivered to final destination.

C&F – Cost and freight. Refers to the quoted price for the goods, including freight to the delivery point, but not insurance.

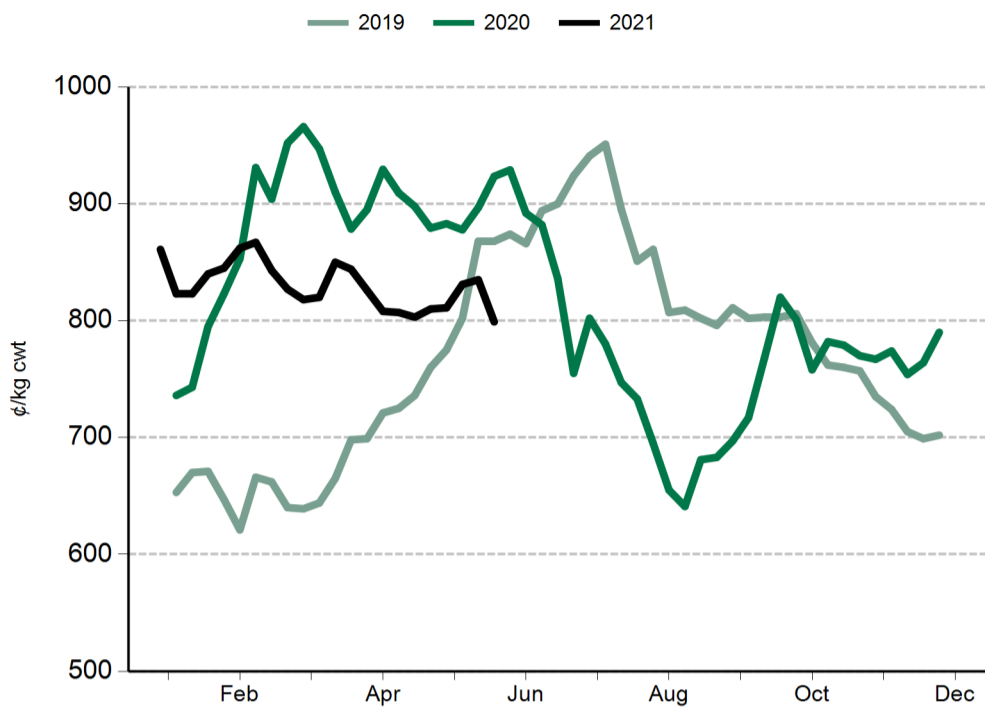
FAS – Free alongside ship. Refers to export price quotes where the seller is obliged to pay warehouse services, packing, inland freight and port charges, but not placement of goods onto the ship. The buyer is obliged to pay overseas freight, charges in foreign port, customs duties, quarantine and delivery to final destination. (See also 'FOB').

EYCI – Eastern Young Cattle Indicator. A seven day rolling average from 24 saleyards across NSW, Victoria and Queensland. It includes vealer and yearling heifers and steers, grade score C2 or C3, with live weight from 200kg.

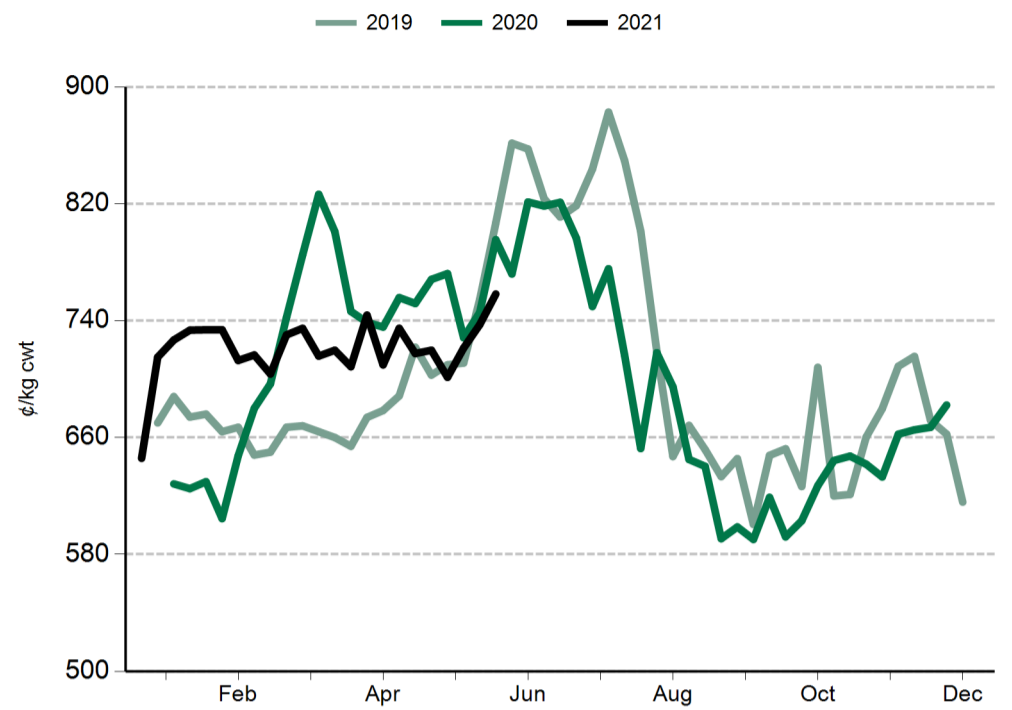
WYCI – Western Young Cattle Indicator. A benchmark of the value of young cattle in WA saleyards. It includes vealer and yearling heifers and steers, grade score C2 or C3, 180kg+ live weight.

All data is collected by MLA's NLRS, unless specified otherwise.

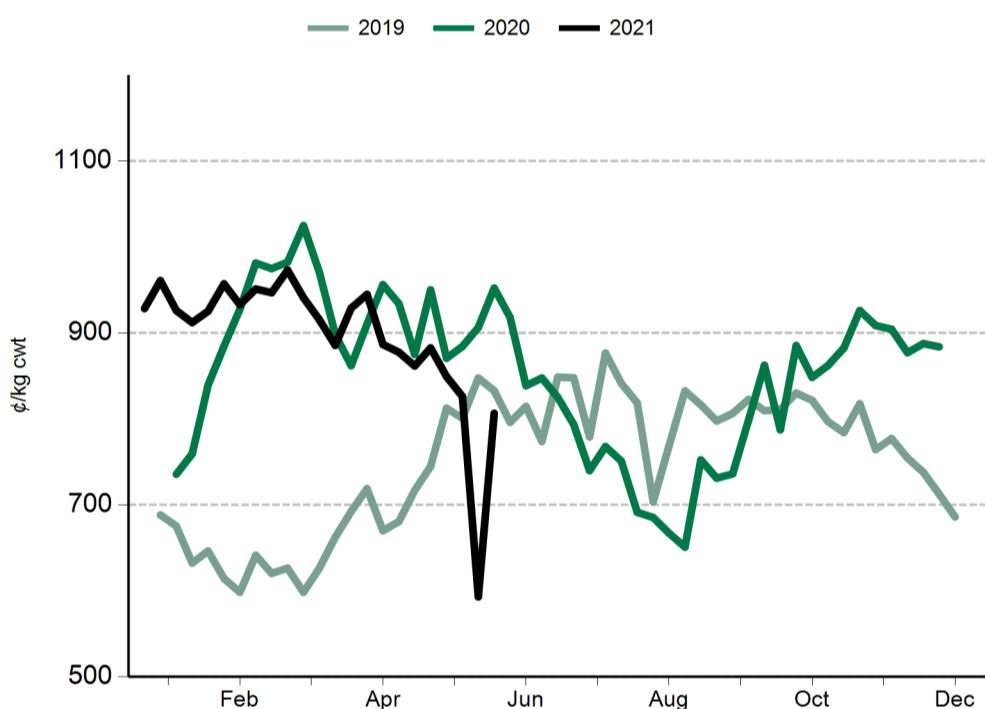
Eastern States Trade Lamb Indicator (ESTLI)



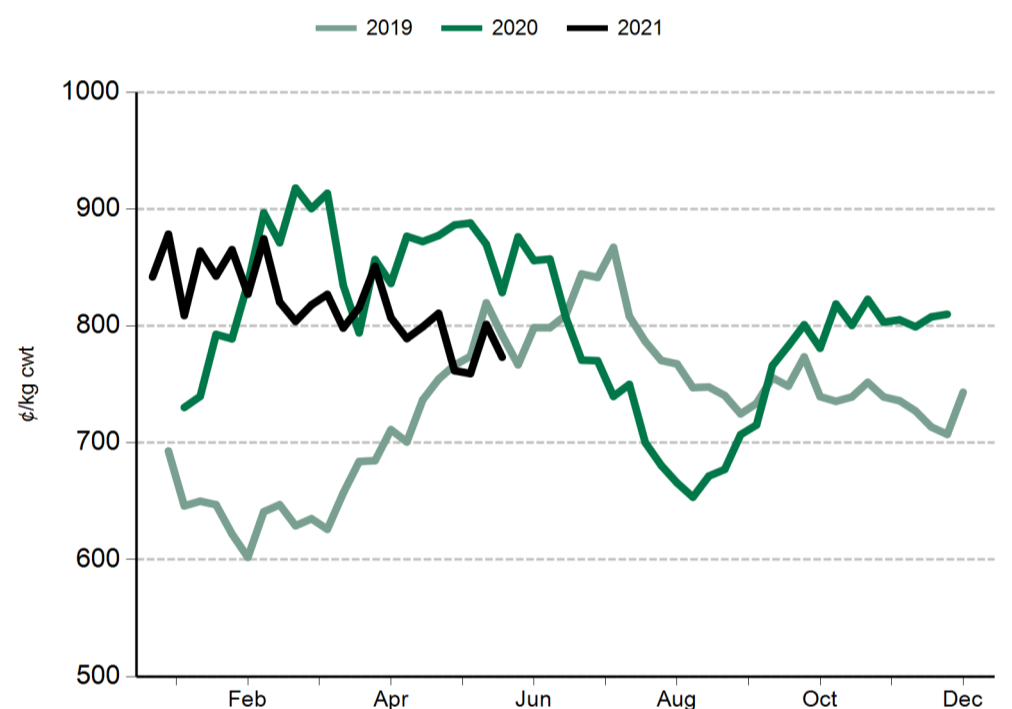
Western Trade Lamb Indicator (WTLI)



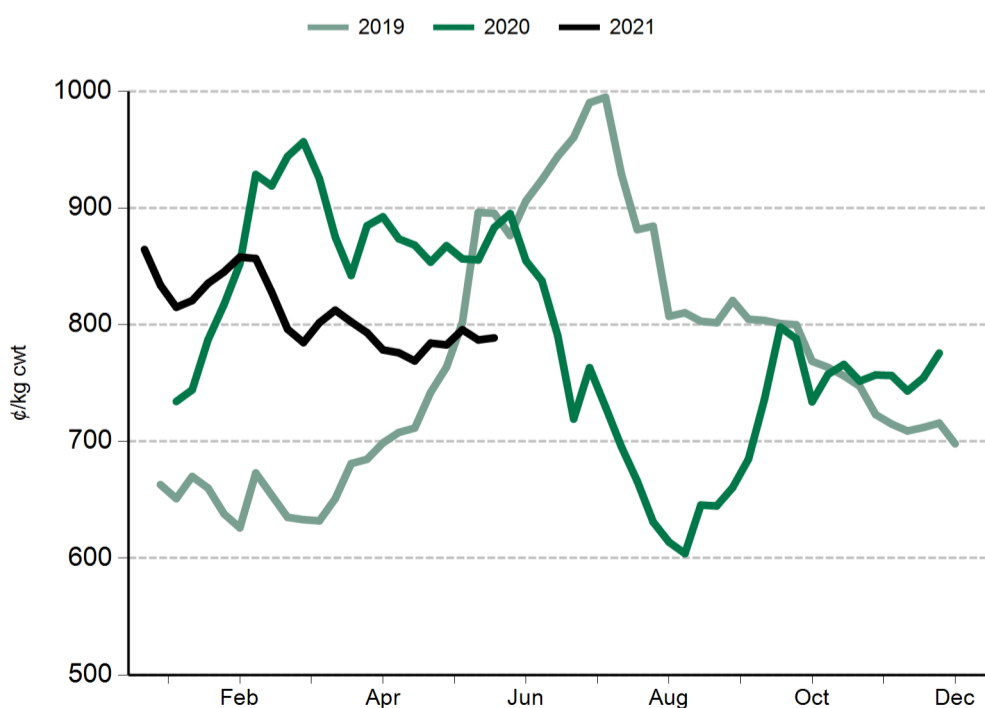
Restocker lamb



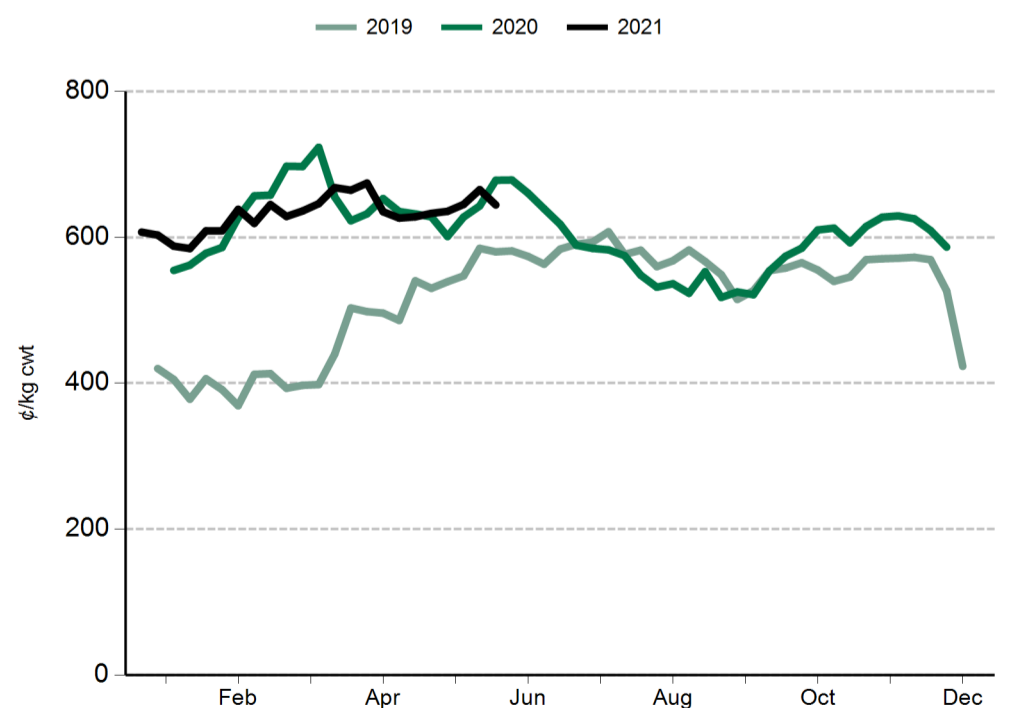
Light lamb



Heavy lamb



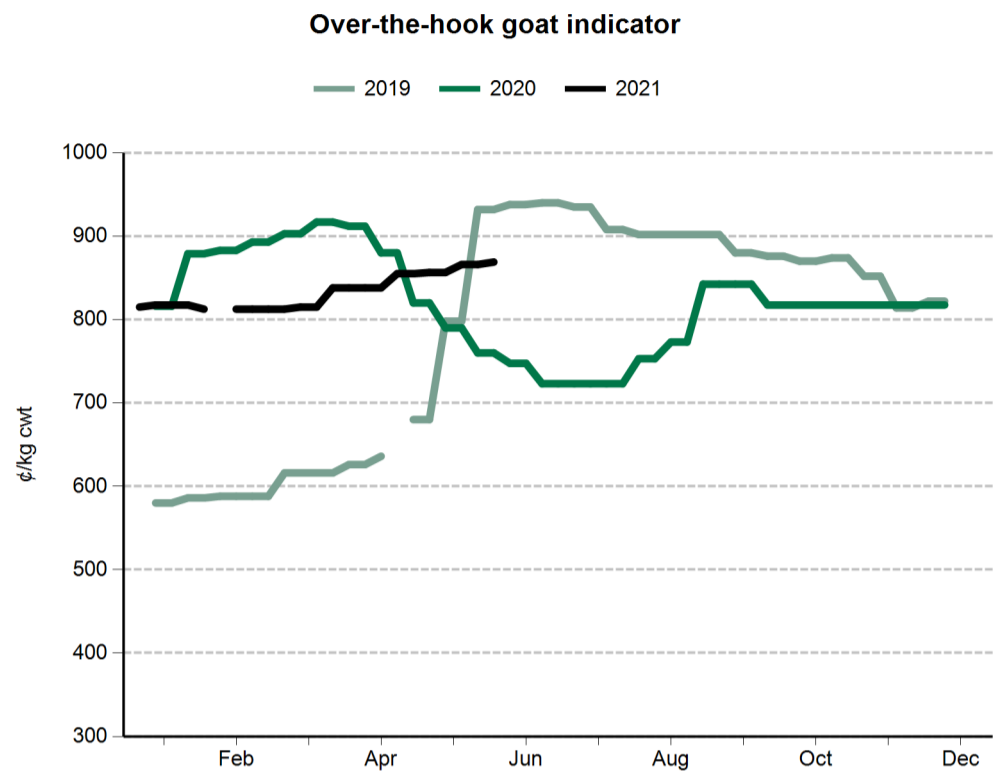
Mutton



General statistics

Over-the-hooks goat indicators (A¢/kg cwt)	28 May 2021	12 Jun 2020
8.1-10kg	884	748
10.1-12kg	866	748
12.1-16kg	866	748
16.1-20kg	860	748
20.1kg+	829	748

Skin indicators - Lambs		5 Jun 2020
2" +	16.1 - 20kg	100
	20.1 - 24kg	188
	24.1kg +	288
1" - 2"	16.1 - 20kg	200
	20.1 - 24kg	50
	24.1kg +	163
0.5" - 1"	16.1 - 20kg	nq
	20.1 - 24kg	nq
	24.1kg +	125
New Season	16.1 - 20kg	nq
	20.1 - 24kg	231
	24.1kg +	313
Skin indicators - Merino sheep (average 25 micron)		
1.5" - 2"	16.1 - 20kg	700
	20.1 - 24kg	925
	24.1kg +	1075



Grain prices - Darling Downs (A\$/tonne)	28 May 2021	5 Jun 2020
Wheat	325	400
Barley	295	330
Sorghum	315	360
Grain prices - Riverina (A\$/tonne)		
Wheat	308	340
Barley	245	245

Source: Profarmer Australia

PLEASE NOTE

MLA no longer reports on fodder prices, tallow prices or the EMI on a weekly basis.

These can be accessed separately through these links:

- [Fodder prices \(Dairy Australia\)](#)
- [Tallow prices \(MLA monthly co-product report\)](#)
- [EMI \(AWEX\)](#)

US imported beef prices (CIF)		28 May 2021	5 Jun 2020
Bull 95CL	US¢/lb	289.5	266.0
	A¢/kg	825.6	851.4
Cow 90CL	US¢/lb	270.0	238.5
	A¢/kg	770.0	763.4
CC/CF 85CL	US¢/lb	246.5	224.5
	A¢/kg	703.0	718.6
Shank 90CL	US¢/lb	257.5	247.5
	A¢/kg	734.4	792.2
Trim 85CL	US¢/lb	245.5	220.5
	A¢/kg	700.1	705.8
Trim 80CL	US¢/lb	225.0	210.0
	A¢/kg	641.7	672.2
Trim 75CL	US¢/lb	175.0	200.0
	A¢/kg	499.1	640.2
Trim 65CL	US¢/lb	nq	nq
	A¢/kg	nq	nq
Outside flats	US¢/lb	nq	nq
	A¢/kg	nq	nq
Knuckles	US¢/lb	302.5	270.0
	A¢/kg	862.7	864.2
Inside cap off	US¢/lb	380.0	302.5
	A¢/kg	1083.7	968.2

Source: Steiner Consulting Group

