

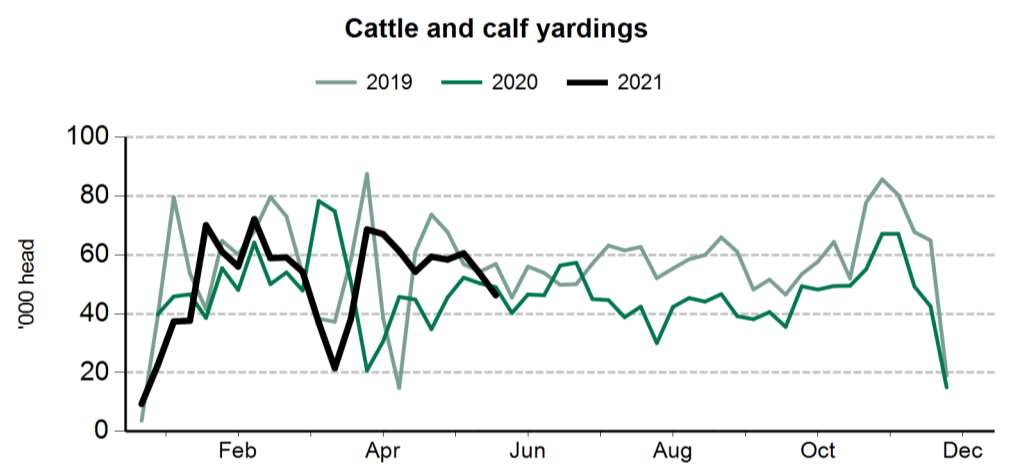
The following weekly statistical summary includes the following information:

- **Livestock movements**.....pages 1-2
 - Cattle yardings
 - Sheep yardings
 - Cattle slaughter
 - Sheep, lamb and goat slaughter
- **Cattle price indicators**.....pages 3-4
 - Saleyard indicators
 - Over-the-hook indicators
 - Live export indicators
- **Sheep and lamb indicators**.....pages 5-6
 - Saleyard indicators
 - Over-the-hook indicators
 - Live export indicators
- **General statistics**.....page 7
 - Over-the-hook goat indicators
 - Skin price indicators
 - Weekly US imported beef indicators

Cattle movements

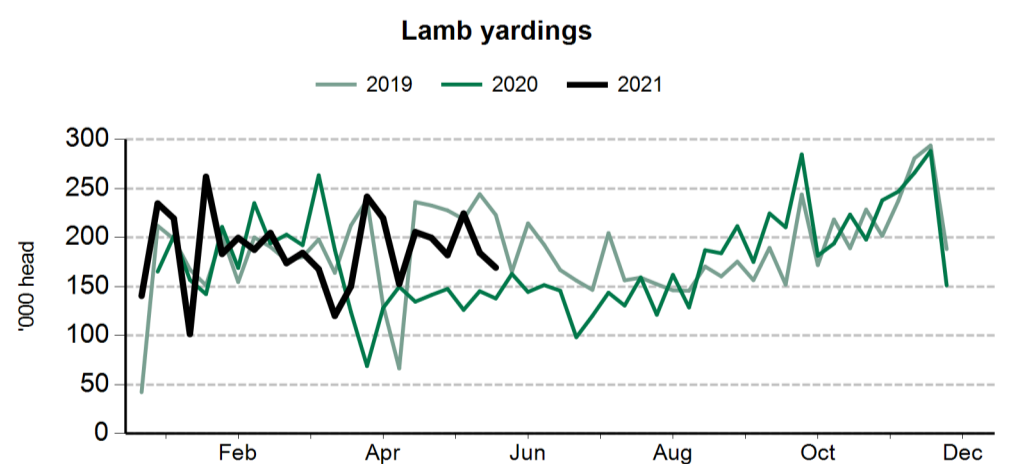
Cattle saleyard throughput		11 Jun 2021	4 Jun 2021	12 Jun 2020
Queensland	Cattle	4,893	15,107	20,820
NSW	Cattle	2,857	10,055	9,748
Victoria	Cattle	2,537	6,873	6,997
SA	Cattle	781	1,032	1,264
WA	Cattle	627	1,469	1,310
Tasmania	Cattle	26	120	120

Cattle slaughter		4 Jun 2021	12 Jun 2020
Queensland	Cattle	52,645	66,117
	Calves	90	129
NSW	Cattle	25,279	27,201
	Calves	1,210	1,561
Victoria	Cattle	12,112	19,976
	Calves	3,853	5,034
SA	Cattle	3,351	3,284
	Calves	14	6
Tasmania	Cattle	5,670	4,027
	Calves	12	57

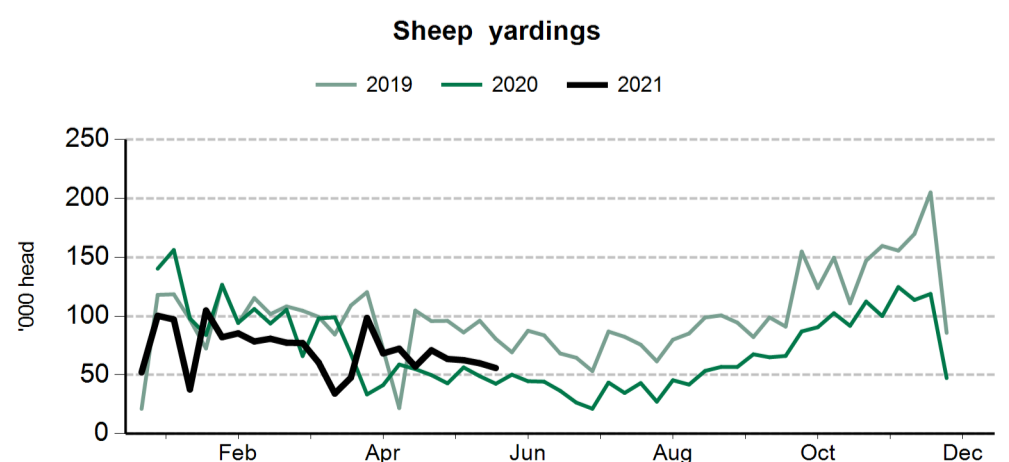


Smallstock movements

Sheep and lamb saleyard throughput		11 Jun 2021	4 Jun 2021	12 Jun 2020
NSW	Lambs	27,890	97,438	91,067
	Sheep	3,350	24,662	20,046
Victoria	Lambs	26,048	51,669	48,812
	Sheep	6,610	20,355	16,958
SA	Lambs	8,470	7,550	7,079
	Sheep	2,205	3,161	1,470
WA	Lambs	5,830	10,287	13,500
	Sheep	1,646	5,770	9,245
Tasmania	Lambs	1,064	1,543	1,800
	Sheep	784	1,785	2,400

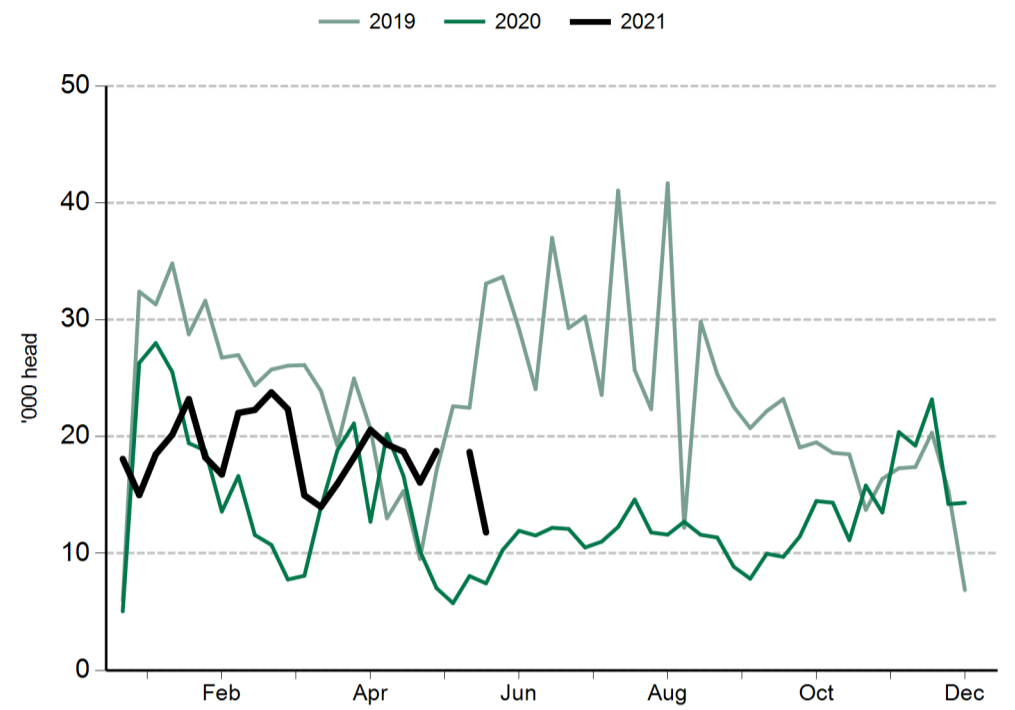


Sheep and lamb slaughter		4 Jun 2021	12 Jun 2020
Queensland	Lambs	1,053	217
	Sheep	2,284	93
NSW	Lambs	112,281	84,265
	Sheep	36,904	20,613
Victoria	Lambs	170,848	123,661
	Sheep	30,177	17,421
SA	Lambs	54,696	34,174
	Sheep	3,847	3,802
Tasmania	Lambs	6,340	3,041
	Sheep	722	36

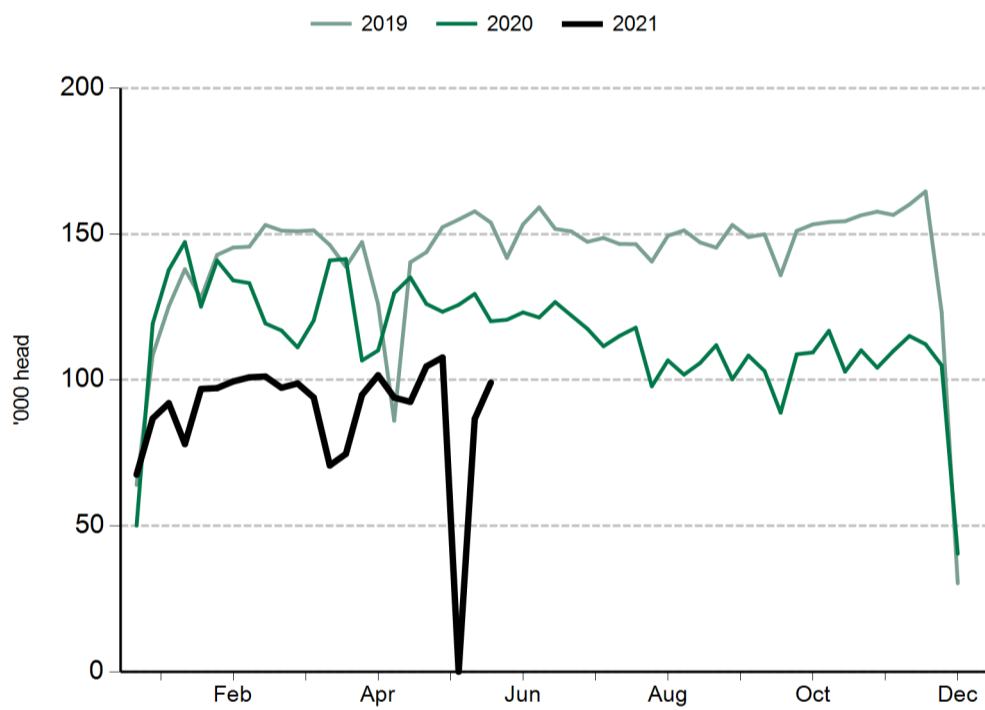


Goat slaughter		4 Jun 2021	12 Jun 2020
Queensland	Goats	7,139	4,484
NSW	Goats	1,395	1,153
Victoria	Goats	2,257	1,493
SA	Goats	1,009	3,149
Tasmania	Goats	nq	nq

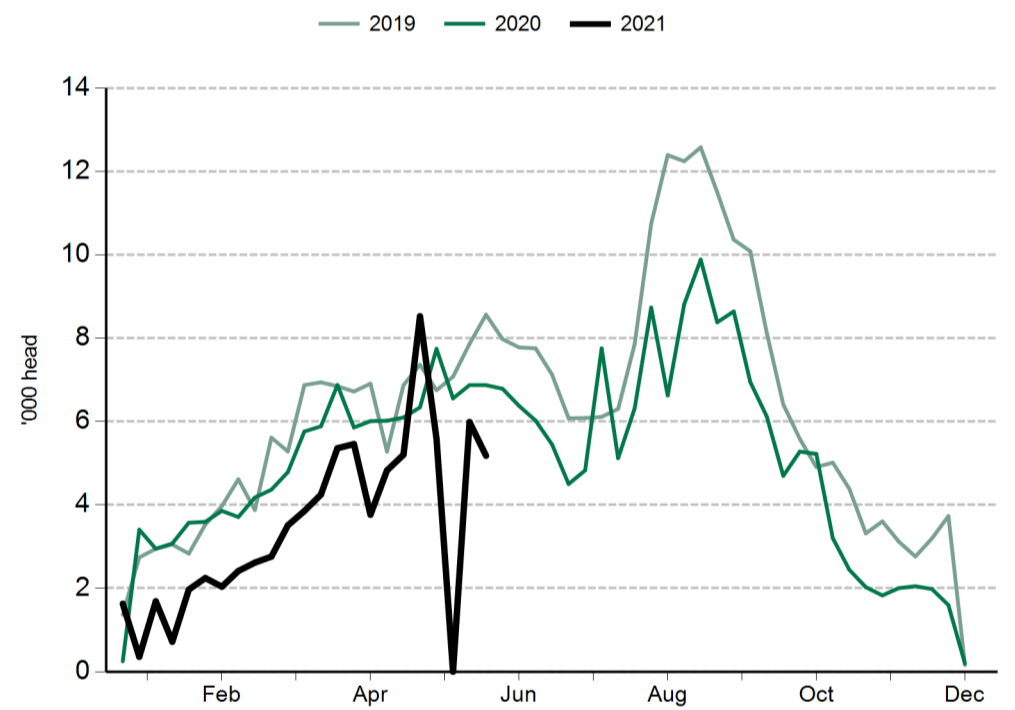
Goat slaughter



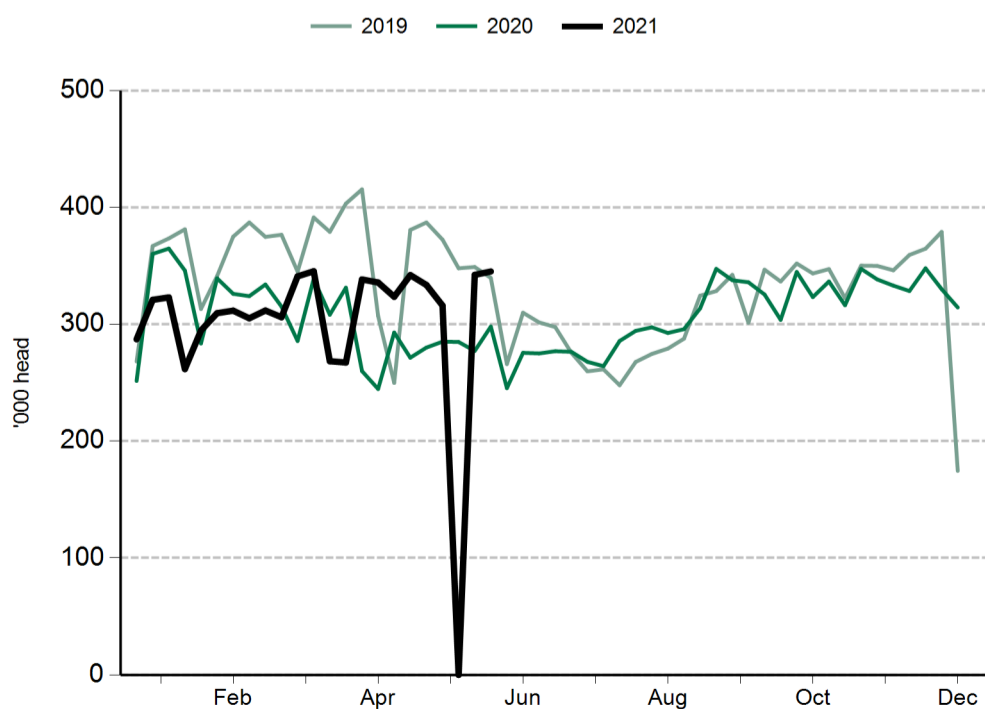
Cattle slaughter



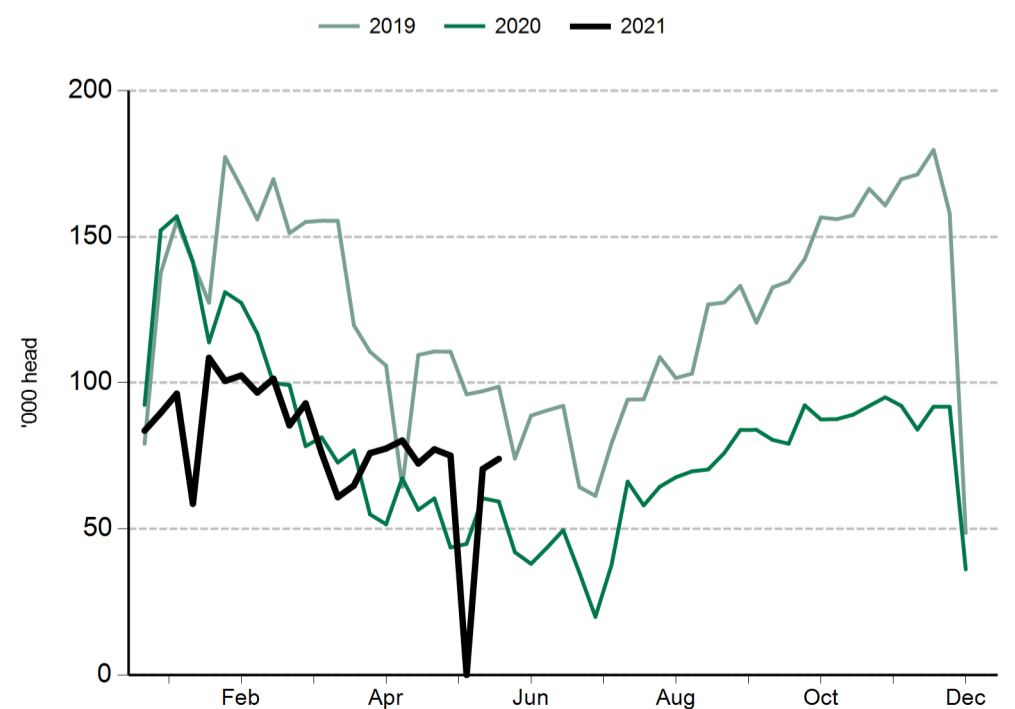
Calf slaughter



Lamb slaughter



Sheep slaughter



Cattle prices

National saleyard indicators	Live weight	Muscle/Fat	Unit	15 Jun 2021	16 Jun 2020
Restocker Steer	200-280kg	C2	¢/kg lwt	544	425
Feeder Steer	330-400kg	C2	¢/kg lwt	467	402
Vealer Steer	280-330kg	C2	¢/kg lwt	535	434
			¢/kg cwt	991	828
Trade Steer	330-400kg	C3	¢/kg lwt	473	395
			¢/kg cwt	859	749
Medium Steer	400-500kg	C3	¢/kg lwt	400	366
			¢/kg cwt	742	694
Heavy Steer	500-600kg	C4	¢/kg lwt	395	356
			¢/kg cwt	716	653
Medium Cow	400-520kg	D3	¢/kg lwt	281	268
			¢/kg cwt	578	553
Eastern Young Cattle Indicator (EYCI)			¢/kg cwt	903	

Eastern states OTH indicators	Carcase weight	Muscle	Unit	11 Jun 2021	19 Jun 2020
Trade steer	240-260kg	A-C	¢/kg cwt	642	586
Medium steer	260-280kg	A-C	¢/kg cwt	659	606
Heavy steer	300-400kg	A-C	¢/kg cwt	667	615
Medium cow	260-280kg	A-E	¢/kg cwt	563	505
MSA trade steer	240-260kg	A-C	¢/kg cwt	667	631

Feeder cattle indicators - paddock sales	Unit	12 Jun 2020
Domestic		
Steers 280-350kg	¢/kg lwt	393
Heifers 280-350kg	¢/kg lwt	355
Export		
Shortfed 100-120 DOF	¢/kg lwt	358
Mediumfed 120-220 DOF	¢/kg lwt	415
Longfed 220+ DOF	¢/kg lwt	330

State saleyard indicators				Queensland		NSW		Victoria		SA		Tasmania	
Category	Live weight	Muscle/Fat	Unit	15 Jun 2021	16 Jun 2020	15 Jun 2021	16 Jun 2020	15 Jun 2021	16 Jun 2020	15 Jun 2021	16 Jun 2020	15 Jun 2021	16 Jun 2020
Restocker Steer	200-280kg	C2	¢/kg lwt	545	422	482	444	nq	nq	518	nq	nq	nq
Feeder Steer	330-400kg	C2	¢/kg lwt	464	389	476	413	464	376	471	310	nq	nq
Vealer Steer	280-330kg	C2	¢/kg lwt	400	nq	538	449	467	391	nq	405	380	nq
			¢/kg cwt	769	nq	987	857	864	735	nq	818	704	nq
Trade Steer	330-400kg	C3	¢/kg lwt	nq	nq	476	410	484	388	420	385	nq	nq
			¢/kg cwt	nq	nq	849	755	897	734	840	744	nq	nq
Medium Steer	400-500kg	C3	¢/kg lwt	379	331	405	372	398	380	392	378	nq	298
			¢/kg cwt	692	616	758	699	746	749	731	725	nq	552
Heavy Steer	500-600kg	C4	¢/kg lwt	376	331	413	360	nq	389	nq	nq	nq	nq
			¢/kg cwt	679	606	753	655	nq	720	nq	nq	nq	nq
Medium Cow	400-520kg	D3	¢/kg lwt	279	262	299	278	316	285	nq	nq	nq	230
			¢/kg cwt	575	540	619	580	651	584	nq	nq	nq	479

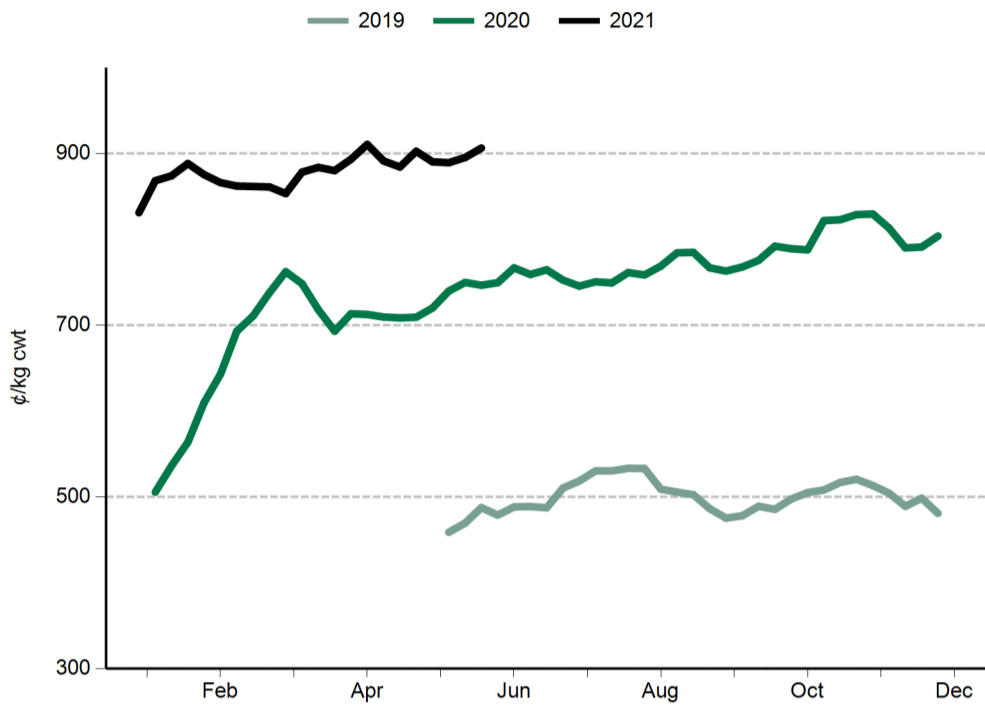
State over-the-hooks indicators				Queensland		NSW		Victoria		SA		Tasmania	
Category	Carcase weight	Muscle	Unit	11 Jun 2021	19 Jun 2020	11 Jun 2021	19 Jun 2020	11 Jun 2021	19 Jun 2020	11 Jun 2021	19 Jun 2020	11 Jun 2021	19 Jun 2020
Trade steer	240-260kg	A-C	¢/kg cwt	666	611	665	589	687	636	nq	nq	551	507
Medium steer	260-280kg	A-C	¢/kg cwt	663	611	667	585	687	624	nq	nq	620	nq
Heavy steer	300-400kg	A-C	¢/kg cwt	673	621	680	595	693	630	nq	nq	620	nq
Medium cow	260-280kg	A-E	¢/kg cwt	585	519	565	515	541	502	604	521	520	467
MSA trade steer	240-260kg	A-C	¢/kg cwt	682	628	673	635	nq	nq	645	nq	nq	nq

WA saleyard indicators	Unit	15 Jun 2021	16 Jun 2020
WYCI	¢/kg cwt	1028	718
Medium Steer	¢/kg lwt	495	nq
Medium Cow	¢/kg lwt	290	263

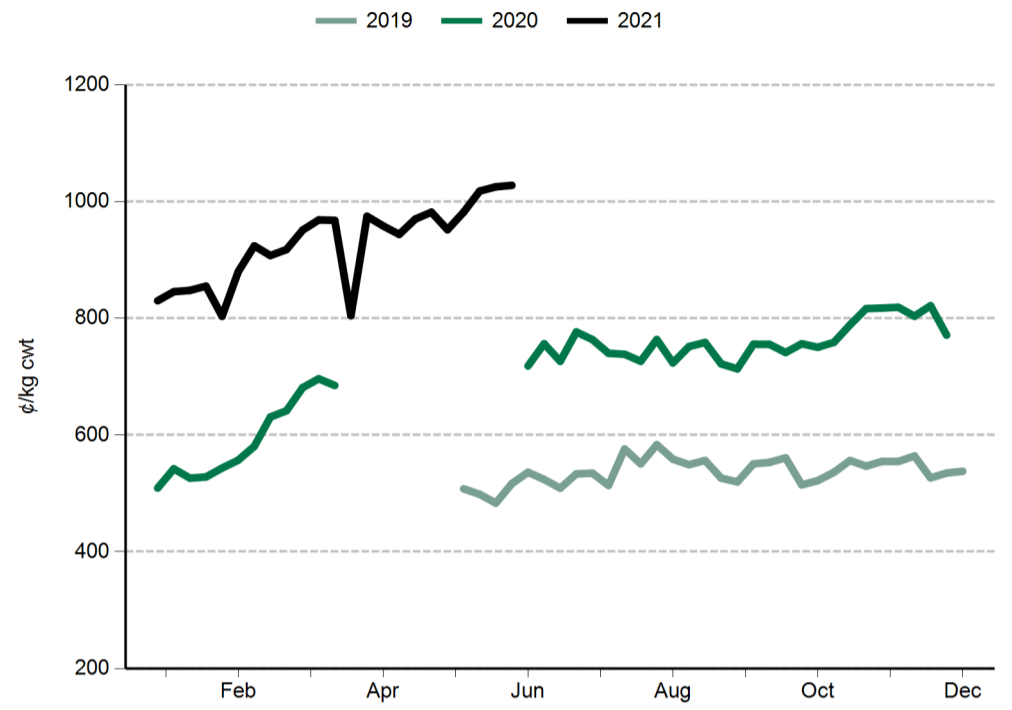
WA over-the-hooks indicators	Unit	19 Jun 2020
Grassfed yearling	¢/kg cwt	565
Grainfed yearling	¢/kg cwt	565
MSA yearling	¢/kg cwt	590

Live Export Price Quotes			Unit	4 Jun 2021	12 Jun 2020
Light Steer	260 - 360 kg	Townsville	¢/kg lwt	400	330
	260 - 360 kg	Darwin	¢/kg lwt	nq	340
Light Heifer	260 - 360 kg	Townsville	¢/kg lwt	375	290
	260 - 360 kg	Darwin	¢/kg lwt	nq	320

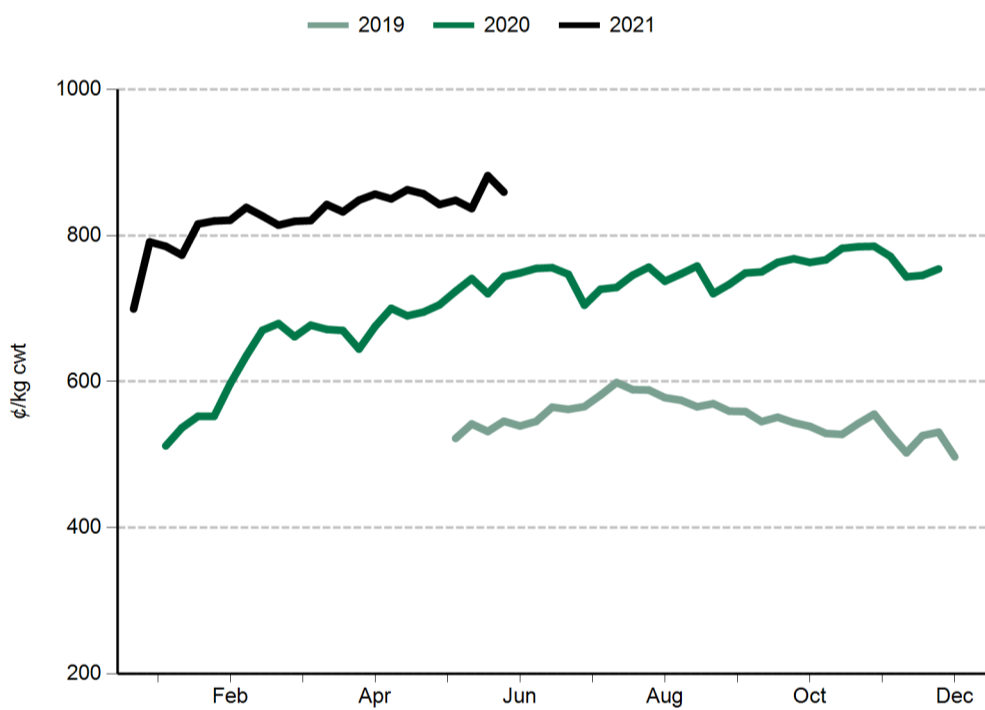
Eastern Young Cattle Indicator (EYCI)



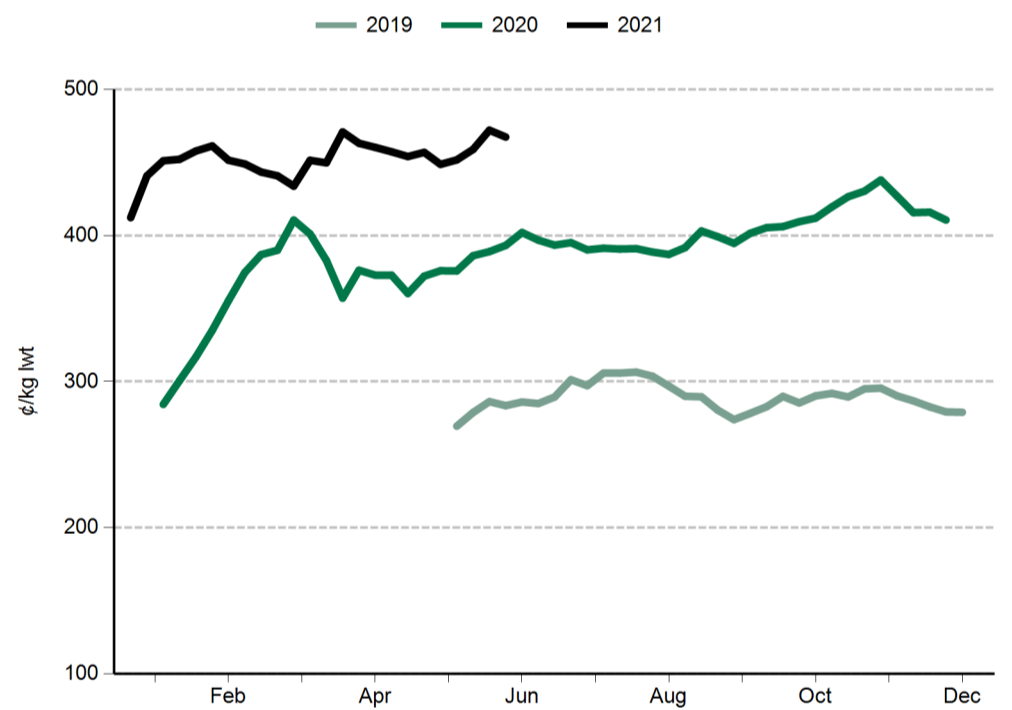
Western Young Cattle Indicator (WYCI)



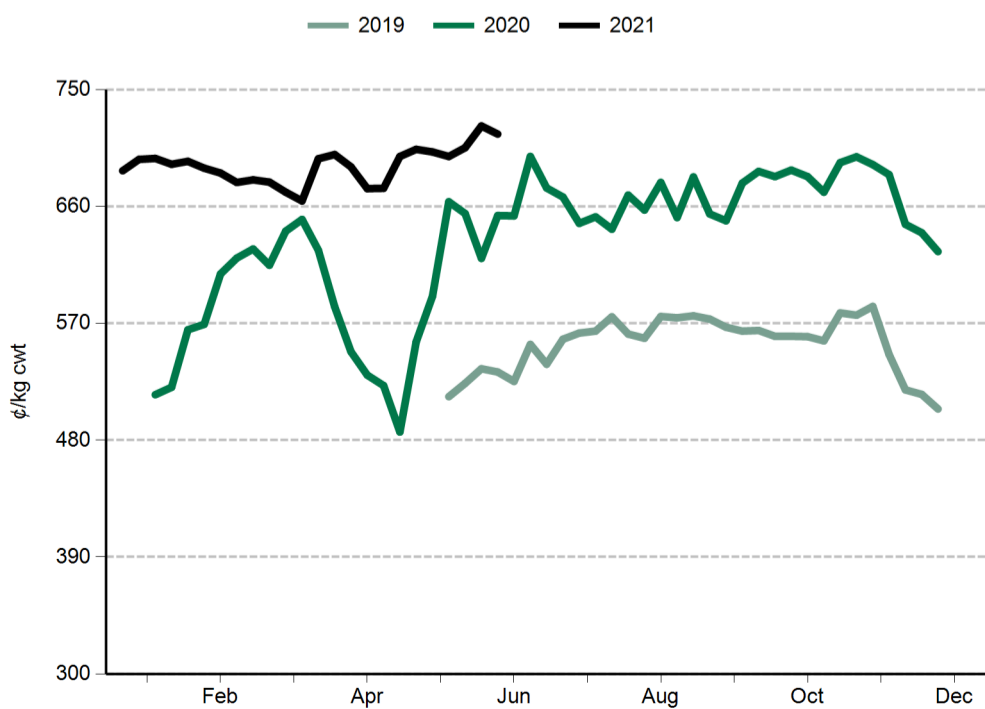
Trade steer



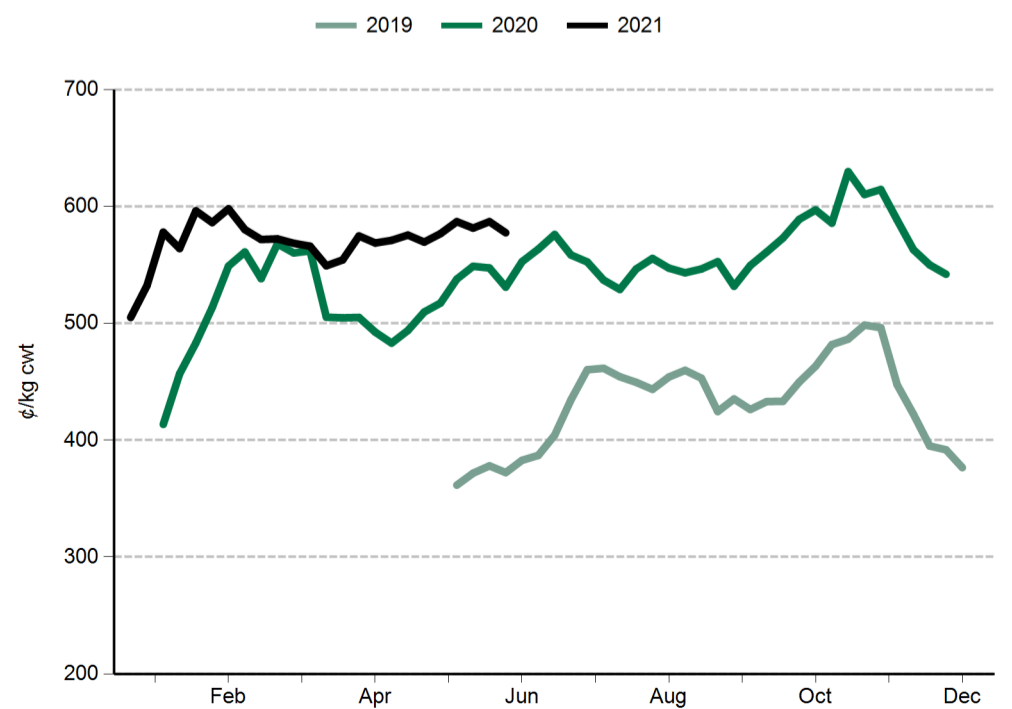
Feeder steer



Heavy steer



Medium cow



Sheep and lamb prices

Eastern States Trade Lamb Indicator (¢/kg cwt)	15 Jun 2021
ESTLI	829

National saleyard sheep and lamb indicators (¢/kg cwt)		15 Jun 2021	16 Jun 2020
Merino lamb	16-22kg	727	816
Restocker/feeder lamb	0-18kg	819	838
Light lamb	12-18kg	785	856
Trade lamb	18-22kg	816	881
Heavy lamb	22+kg	804	855
Mutton	18-24kg	640	661

National OTH sheep and lamb indicators (¢/kg cwt)		11 Jun 2021	19 Jun 2020
Medium trade lamb	18-20kg	760	793
Heavy trade lamb	20-22kg	760	793
Heavy lamb	22-24kg	760	795
Mutton	18-24kg	645	601

State saleyard sheep and lamb indicators (¢/kg cwt)		Victoria		NSW		SA		WA		Tasmania	
		15 Jun 2021	16 Jun 2020	15 Jun 2021	16 Jun 2020	15 Jun 2021	16 Jun 2020	15 Jun 2021	16 Jun 2020	15 Jun 2021	16 Jun 2020
Merino lamb	16-22kg	755	797	721	832	722	759	772	nq	nq	nq
Restocker/feeder lamb	0-18kg	811	918	845	981	869	967	743	709	865	876
Light lamb	12-18kg	769	894	793	890	782	899	791	750	763	833
Trade lamb	18-22kg	816	884	847	899	756	813	775	821	723	800
Heavy lamb	22+kg	818	860	804	860	763	764	789	851	714	743
Mutton	18-24kg	650	684	646	700	641	642	589	548	677	712

Over-the-hooks sheep and lamb indicators (¢/kg cwt)		Victoria		NSW		SA		WA		Tasmania	
		11 Jun 2021	19 Jun 2020	11 Jun 2021	19 Jun 2020	11 Jun 2021	19 Jun 2020	11 Jun 2021	19 Jun 2020	11 Jun 2021	19 Jun 2020
Medium trade lamb	18-20kg	761	828	730	783	773	800	776	760	nq	nq
Heavy trade lamb	20-22kg	761	828	730	783	773	800	776	760	nq	nq
Heavy lamb	22-24kg	761	850	730	783	773	788	776	760	nq	nq
Mutton	18-24kg	654	643	673	640	638	610	617	513	nq	nq

Live export price quotes (A\$/head)		8 Jun 2021	16 Jun 2020
Live wether	Muchea	nq	nq

Glossary:

cwt – carcase weight

lwt – live weight

OTH – over-the-hooks. Refers to the marketing of cattle/sheep/lambs directly from the farm to an abattoir where a producer is paid for the value of the carcase based on a sliding grid.

CIF – Cost, insurance, freight. The quoted price for the goods including freight and insurance costs delivered to final destination.

C&F – Cost and freight. Refers to the quoted price for the goods, including freight to the delivery point, but not insurance.

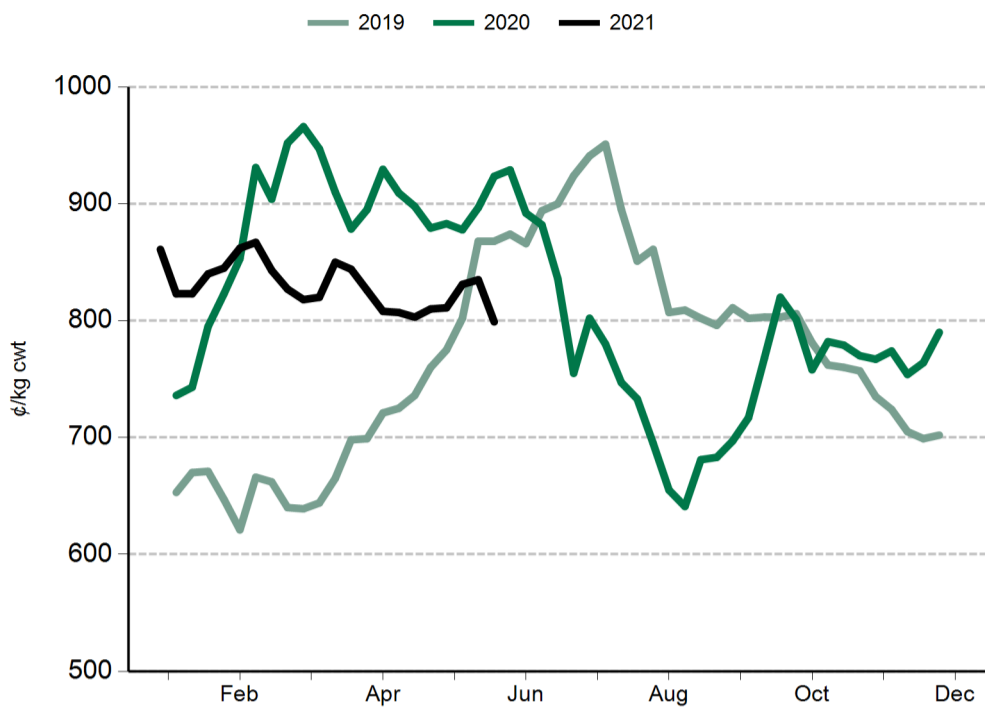
FAS – Free alongside ship. Refers to export price quotes where the seller is obliged to pay warehouse services, packing, inland freight and port charges, but not placement of goods onto the ship. The buyer is obliged to pay overseas freight, charges in foreign port, customs duties, quarantine and delivery to final destination. (See also 'FOB').

EYCI – Eastern Young Cattle Indicator. A seven day rolling average from 24 saleyards across NSW, Victoria and Queensland. It includes vealer and yearling heifers and steers, grade score C2 or C3, with live weight from 200kg.

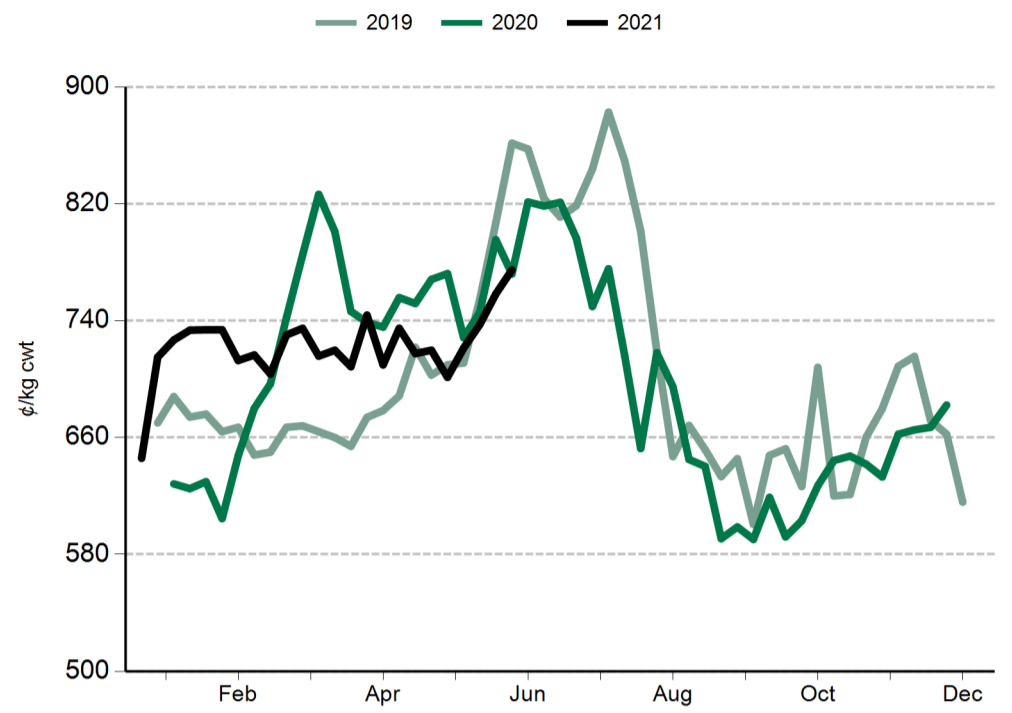
WYCI – Western Young Cattle Indicator. A benchmark of the value of young cattle in WA saleyards. It includes vealer and yearling heifers and steers, grade score C2 or C3, 180kg+ live weight.

All data is collected by MLA's NLRS, unless specified otherwise.

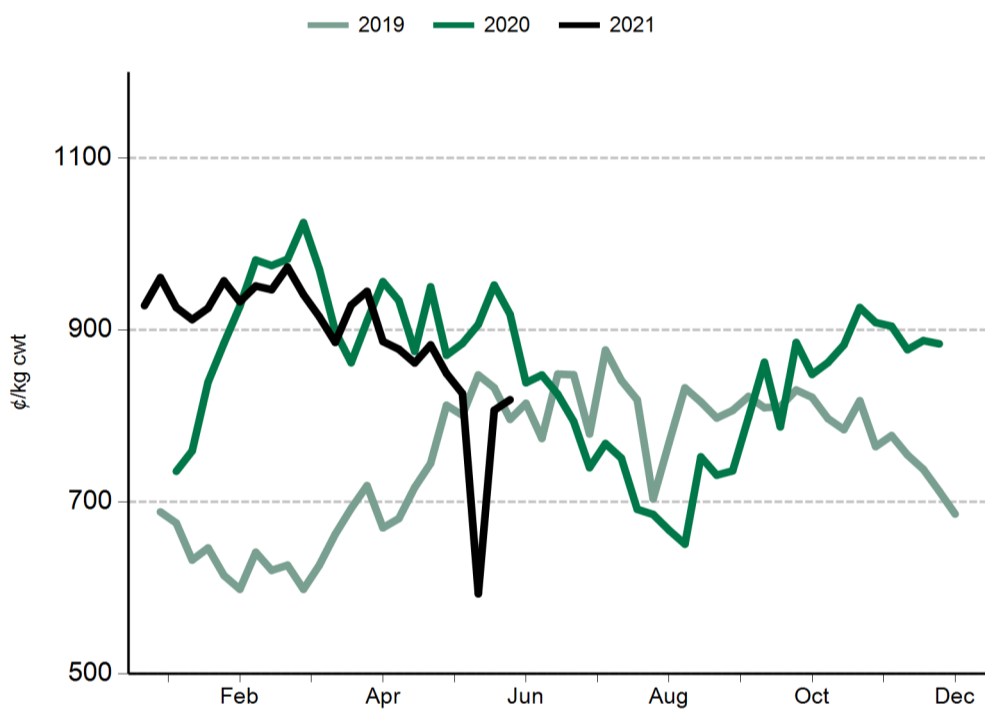
Eastern States Trade Lamb Indicator (ESTLI)



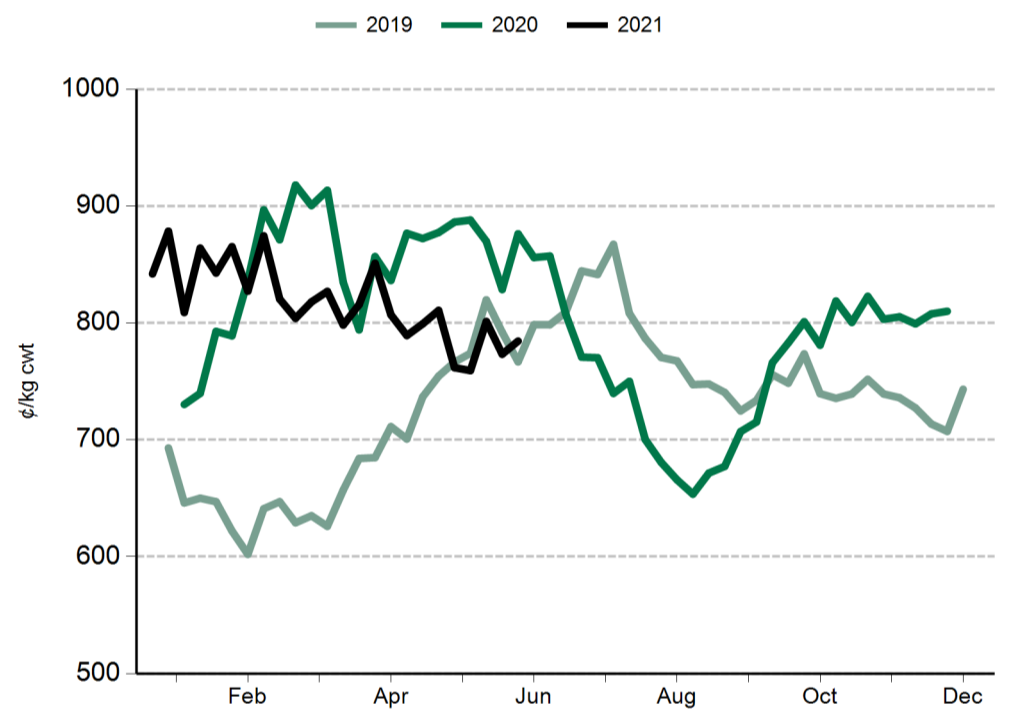
Western Trade Lamb Indicator (WTLI)



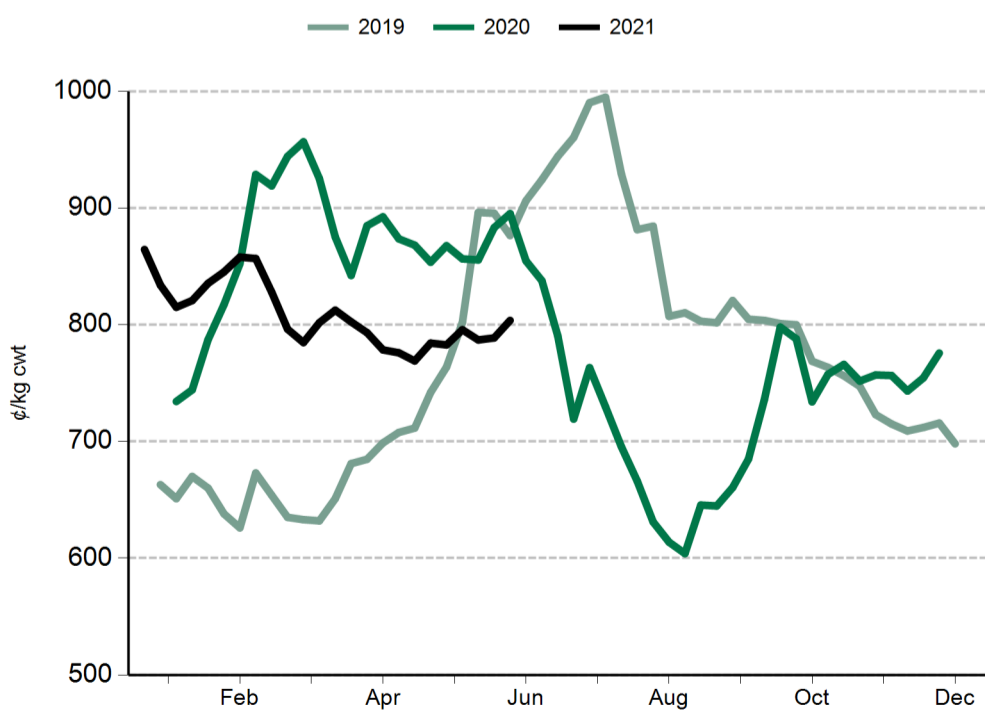
Restocker lamb



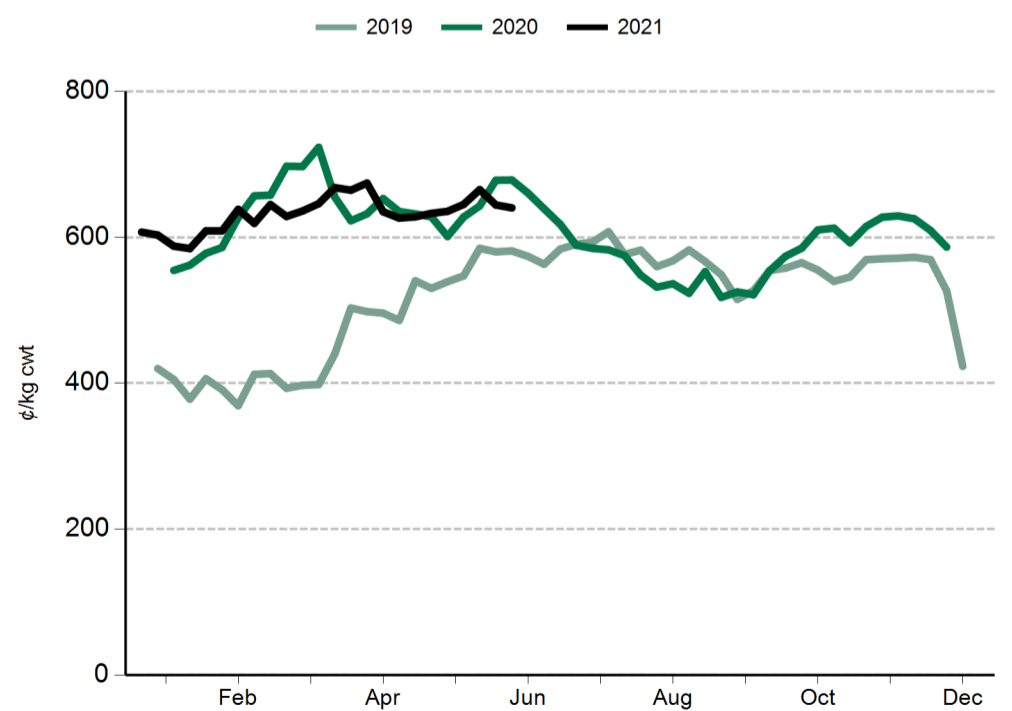
Light lamb



Heavy lamb



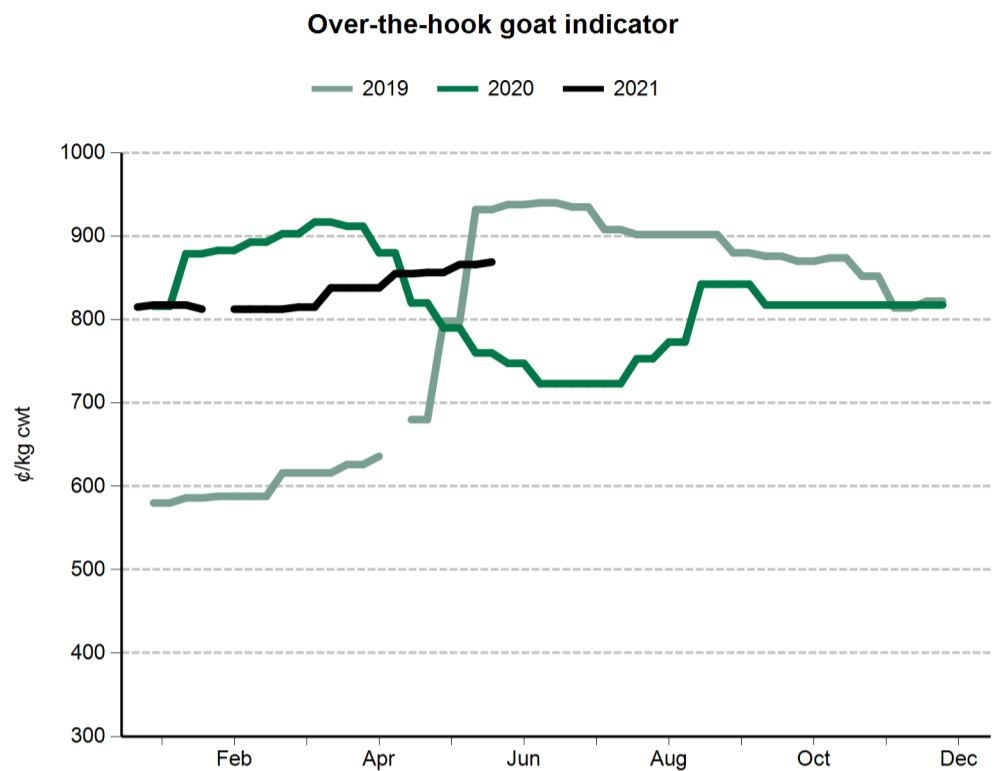
Mutton



General statistics

Over-the-hooks goat indicators (A¢/kg cwt)	4 Jun 2021	19 Jun 2020
8.1-10kg	888	748
10.1-12kg	869	748
12.1-16kg	869	748
16.1-20kg	864	748
20.1kg+	833	748

Skin indicators - Lambs		12 Jun 2020
2" +	16.1 - 20kg	100
	20.1 - 24kg	188
	24.1kg +	288
1" - 2"	16.1 - 20kg	200
	20.1 - 24kg	50
	24.1kg +	163
0.5" - 1"	16.1 - 20kg	nq
	20.1 - 24kg	nq
	24.1kg +	125
New Season	16.1 - 20kg	nq
	20.1 - 24kg	231
	24.1kg +	313
Skin indicators - Merino sheep (average 25 micron)		
1.5" - 2"	16.1 - 20kg	700
	20.1 - 24kg	925
	24.1kg +	1075



Grain prices - Darling Downs (A\$/tonne)	4 Jun 2021	12 Jun 2020
Wheat	324	385
Barley	300	325
Sorghum	nq	342
Grain prices - Riverina (A\$/tonne)		
Wheat	308	340
Barley	250	243

Source: Profarmer Australia

PLEASE NOTE

MLA no longer reports on fodder prices, tallow prices or the EMI on a weekly basis.

These can be accessed separately through these links:

- [Fodder prices \(Dairy Australia\)](#)
- [Tallow prices \(MLA monthly co-product report\)](#)
- [EMI \(AWEX\)](#)

US imported beef prices (CIF)		4 Jun 2021	12 Jun 2020
Bull 95CL	US¢/lb	290.0	258.5
	A¢/kg	826.9	823.1
Cow 90CL	US¢/lb	270.5	236.0
	A¢/kg	771.3	751.5
CC/CF 85CL	US¢/lb	247.5	221.0
	A¢/kg	705.7	703.7
Shank 90CL	US¢/lb	257.5	245.0
	A¢/kg	734.2	780.1
Trim 85CL	US¢/lb	246.5	219.5
	A¢/kg	702.9	698.9
Trim 80CL	US¢/lb	226.0	210.5
	A¢/kg	644.4	670.3
Trim 75CL	US¢/lb	175.0	200.0
	A¢/kg	499.0	636.8
Trim 65CL	US¢/lb	nq	nq
	A¢/kg	nq	nq
Outside flats	US¢/lb	nq	nq
	A¢/kg	nq	nq
Knuckles	US¢/lb	305.0	277.5
	A¢/kg	869.7	883.6
Inside cap off	US¢/lb	382.5	310.0
	A¢/kg	1090.7	987.1

Source: Steiner Consulting Group

