

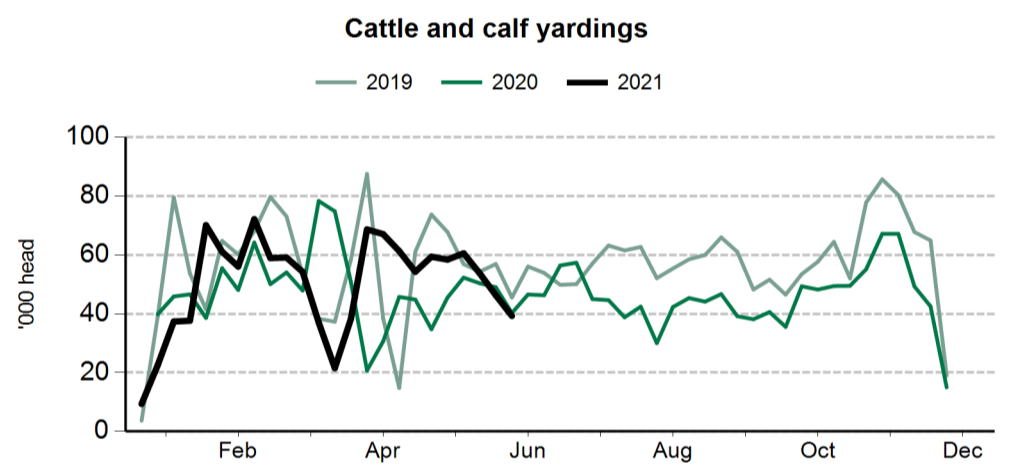
The following weekly statistical summary includes the following information:

- **Livestock movements**.....pages 1-2
 - Cattle yardings
 - Sheep yardings
 - Cattle slaughter
 - Sheep, lamb and goat slaughter
- **Cattle price indicators**.....pages 3-4
 - Saleyard indicators
 - Over-the-hook indicators
 - Live export indicators
- **Sheep and lamb indicators**.....pages 5-6
 - Saleyard indicators
 - Over-the-hook indicators
 - Live export indicators
- **General statistics**.....page 7
 - Over-the-hook goat indicators
 - Skin price indicators
 - Weekly US imported beef indicators

Cattle movements

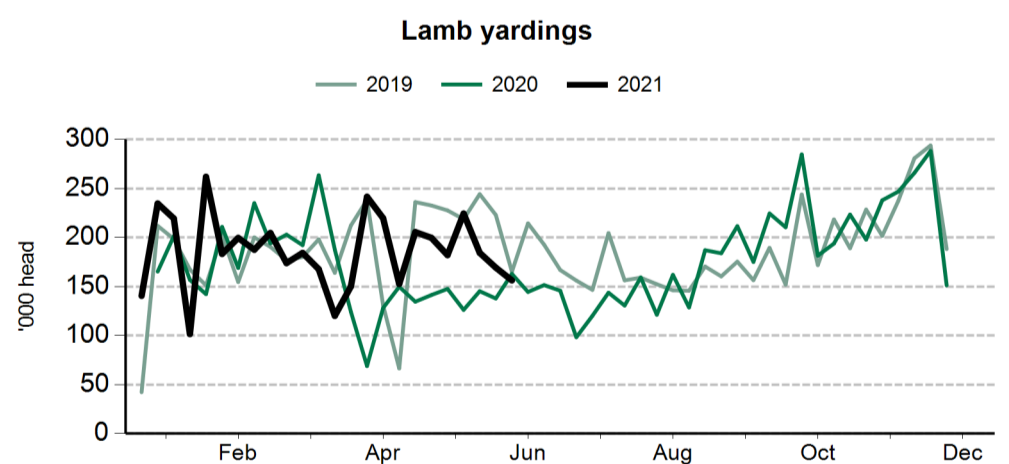
| Cattle saleyard throughput | | 18 Jun 2021 | 11 Jun 2021 | 19 Jun 2020 |
|----------------------------|--------|-------------|-------------|-------------|
| Queensland | Cattle | 5,161 | 14,015 | 18,894 |
| NSW | Cattle | 8,352 | 7,972 | 14,199 |
| Victoria | Cattle | 4,165 | 5,651 | 10,057 |
| SA | Cattle | 856 | 1,108 | 1,627 |
| WA | Cattle | 775 | 927 | 1,663 |
| Tasmania | Cattle | 85 | 26 | 108 |

| Cattle slaughter | | 11 Jun 2021 | 19 Jun 2020 |
|------------------|--------|-------------|-------------|
| Queensland | Cattle | 51,297 | 61,097 |
| | Calves | 27 | 130 |
| NSW | Cattle | 24,386 | 31,025 |
| | Calves | 822 | 1,420 |
| Victoria | Cattle | 11,276 | 23,167 |
| | Calves | 3,637 | 4,752 |
| SA | Cattle | 2,631 | 3,342 |
| | Calves | 5 | 9 |
| Tasmania | Cattle | 4,689 | 4,504 |
| | Calves | 85 | 65 |

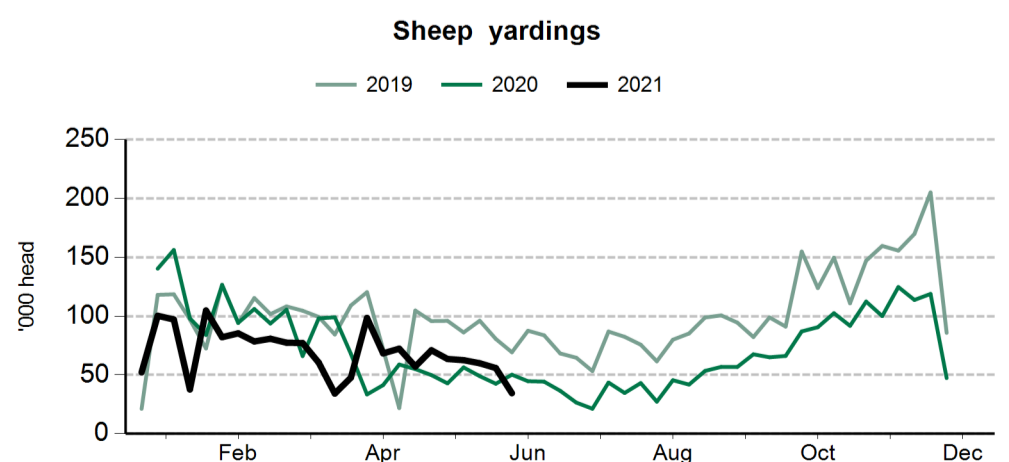


Smallstock movements

| Sheep and lamb saleyard throughput | | 18 Jun 2021 | 11 Jun 2021 | 19 Jun 2020 |
|------------------------------------|-------|-------------|-------------|-------------|
| NSW | Lambs | 56,606 | 94,810 | 82,798 |
| | Sheep | 15,859 | 15,050 | 21,657 |
| Victoria | Lambs | 35,296 | 41,160 | 39,457 |
| | Sheep | 10,101 | 11,744 | 15,284 |
| SA | Lambs | 10,370 | 8,470 | 9,143 |
| | Sheep | 3,171 | 2,205 | 2,151 |
| WA | Lambs | 6,022 | 10,201 | 10,864 |
| | Sheep | 1,300 | 4,446 | 3,900 |
| Tasmania | Lambs | 1,250 | 1,064 | 1,600 |
| | Sheep | 629 | 784 | 1,400 |

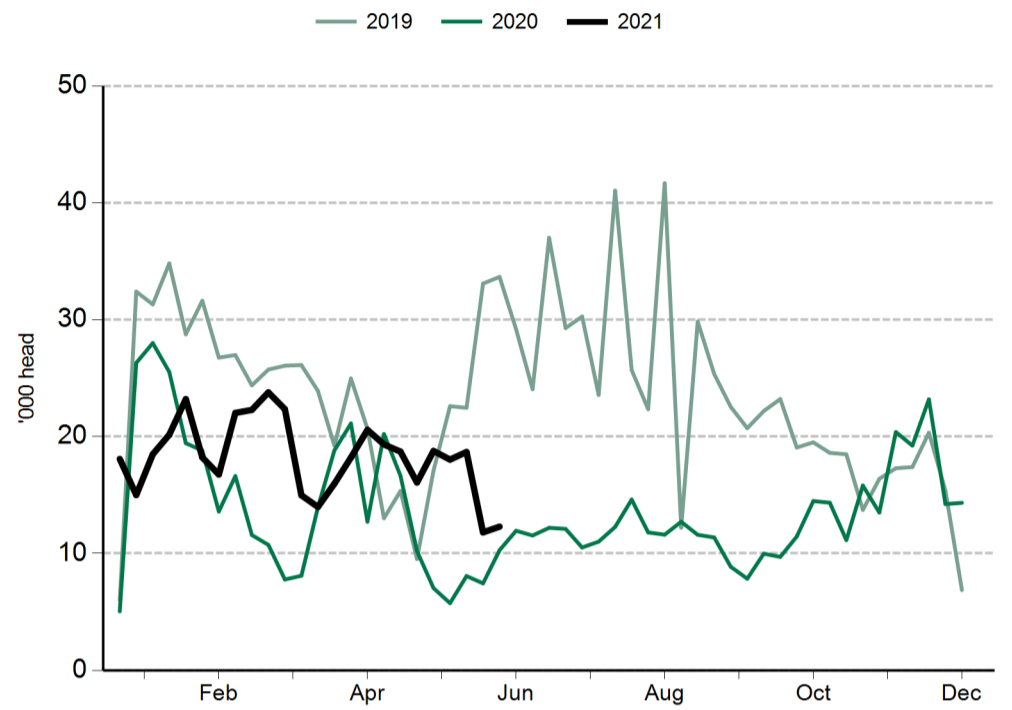


| Sheep and lamb slaughter | | 11 Jun 2021 | 19 Jun 2020 |
|--------------------------|-------|-------------|-------------|
| Queensland | Lambs | 1,553 | 81 |
| | Sheep | 1,427 | 119 |
| NSW | Lambs | 103,022 | 93,419 |
| | Sheep | 27,433 | 17,065 |
| Victoria | Lambs | 149,715 | 138,816 |
| | Sheep | 24,907 | 20,082 |
| SA | Lambs | 51,381 | 39,715 |
| | Sheep | 2,244 | 709 |
| Tasmania | Lambs | 5,175 | 3,576 |
| | Sheep | 899 | 23 |

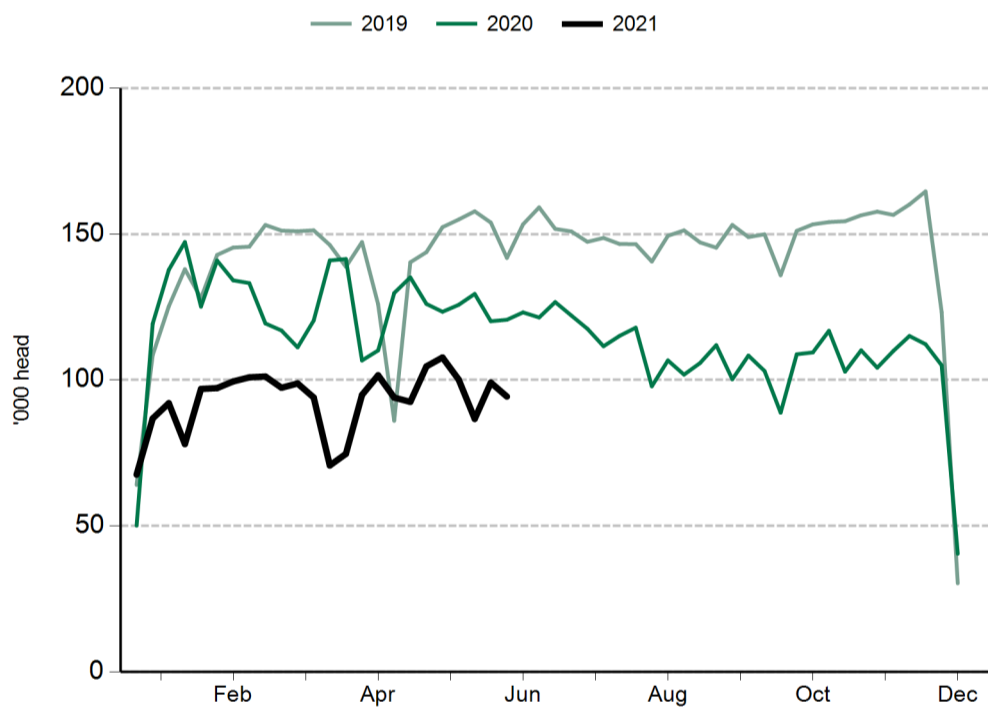


| Goat slaughter | | 11 Jun 2021 | 19 Jun 2020 |
|----------------|-------|-------------|-------------|
| Queensland | Goats | 6,400 | 3,017 |
| NSW | Goats | 852 | 1,207 |
| Victoria | Goats | 2,842 | 3,052 |
| SA | Goats | 2,197 | 4,662 |
| Tasmania | Goats | nq | nq |

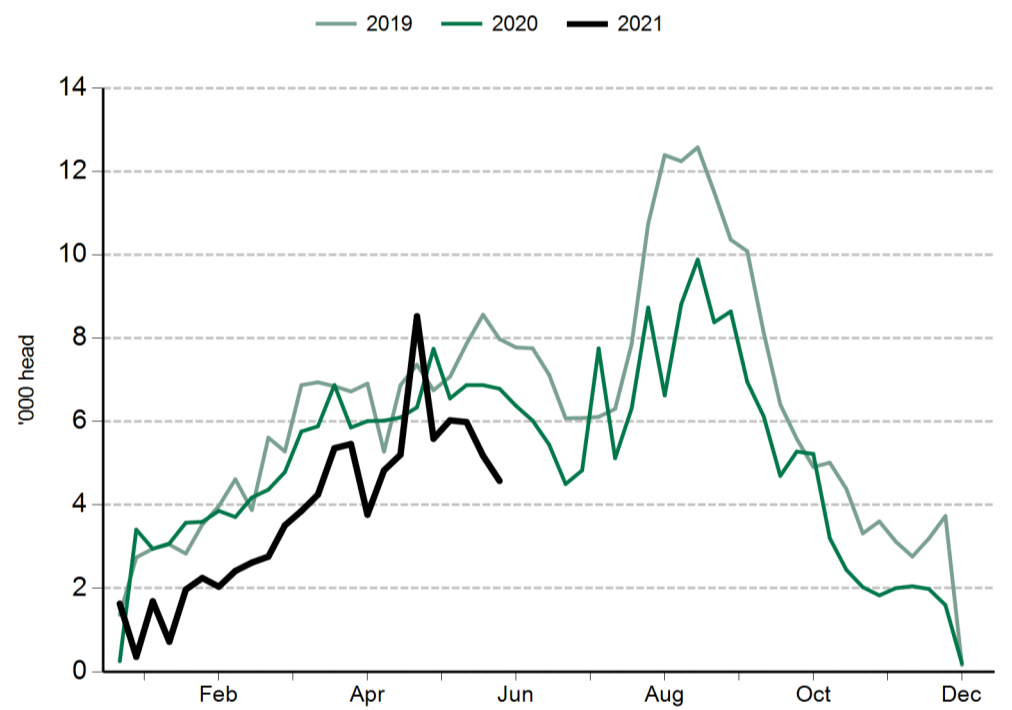
Goat slaughter



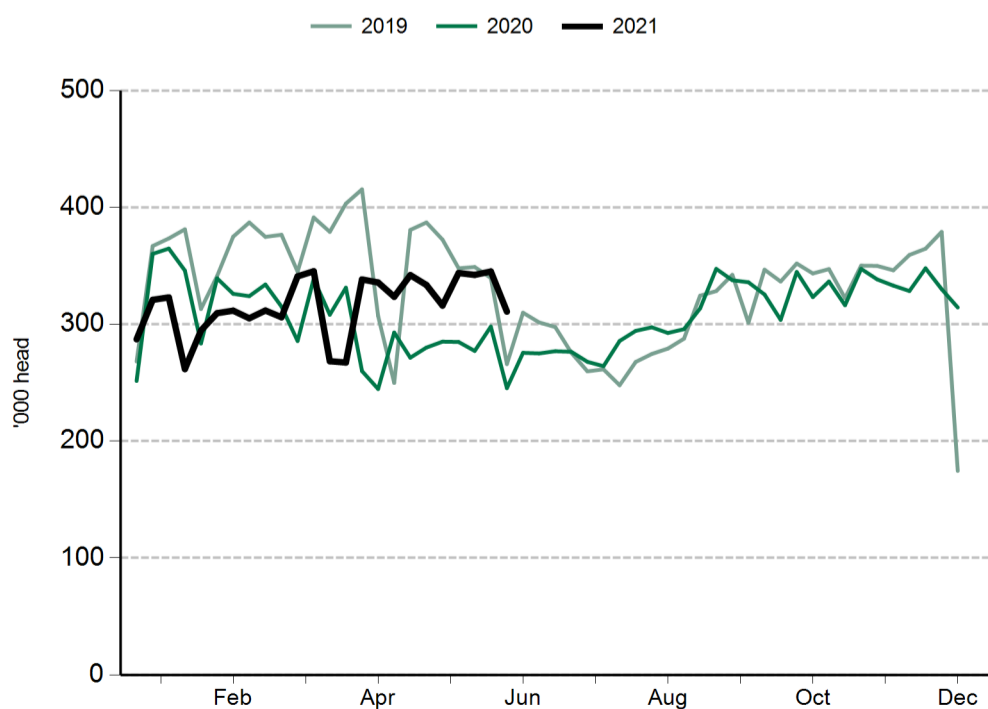
Cattle slaughter



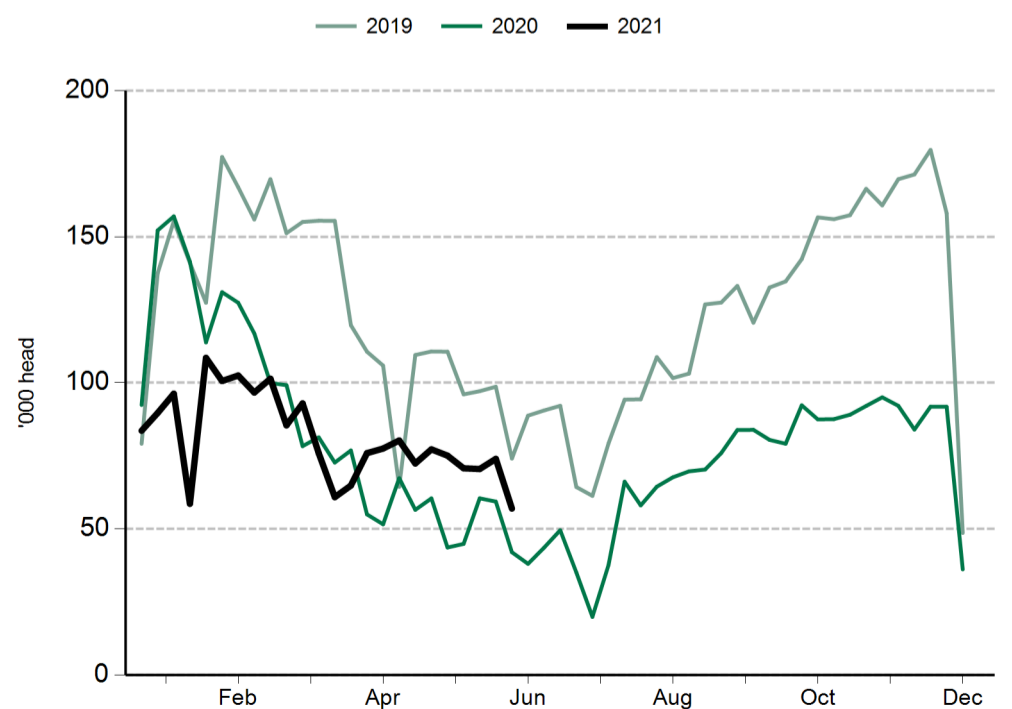
Calf slaughter



Lamb slaughter



Sheep slaughter



Cattle prices

| National saleyard indicators | Live weight | Muscle/Fat | Unit | 22 Jun 2021 | 23 Jun 2020 |
|--|-------------|------------|----------|-------------|-------------|
| Restocker Steer | 200-280kg | C2 | ¢/kg lwt | 565 | 423 |
| Feeder Steer | 330-400kg | C2 | ¢/kg lwt | 477 | 397 |
| Vealer Steer | 280-330kg | C2 | ¢/kg lwt | 534 | 430 |
| | | | ¢/kg cwt | 1017 | 835 |
| Trade Steer | 330-400kg | C3 | ¢/kg lwt | 482 | 407 |
| | | | ¢/kg cwt | 887 | 755 |
| Medium Steer | 400-500kg | C3 | ¢/kg lwt | 399 | 366 |
| | | | ¢/kg cwt | 756 | 699 |
| Heavy Steer | 500-600kg | C4 | ¢/kg lwt | 405 | 383 |
| | | | ¢/kg cwt | 732 | 699 |
| Medium Cow | 400-520kg | D3 | ¢/kg lwt | 290 | 275 |
| | | | ¢/kg cwt | 592 | 564 |
| Eastern Young Cattle Indicator (EYCI) | | | ¢/kg cwt | 932.00 | 758.75 |

| Eastern states OTH indicators | Carcase weight | Muscle | Unit | 18 Jun 2021 | 26 Jun 2020 |
|-------------------------------|----------------|--------|----------|-------------|-------------|
| Trade steer | 240-260kg | A-C | ¢/kg cwt | 648 | 587 |
| Medium steer | 260-280kg | A-C | ¢/kg cwt | 665 | 608 |
| Heavy steer | 300-400kg | A-C | ¢/kg cwt | 671 | 617 |
| Medium cow | 260-280kg | A-E | ¢/kg cwt | 568 | 505 |
| MSA trade steer | 240-260kg | A-C | ¢/kg cwt | 664 | 631 |

| Feeder cattle indicators - paddock sales | Unit | 19 Jun 2020 |
|--|----------|-------------|
| Domestic | | |
| Steers 280-350kg | ¢/kg lwt | 393 |
| Heifers 280-350kg | ¢/kg lwt | 355 |
| Export | | |
| Shortfed 100-120 DOF | ¢/kg lwt | 358 |
| Mediumfed 120-220 DOF | ¢/kg lwt | 415 |
| Longfed 220+ DOF | ¢/kg lwt | 330 |

| State saleyard indicators | | | | Queensland | | NSW | | Victoria | | SA | | Tasmania | |
|---------------------------|-------------|------------|----------|-------------|-------------|-------------|-------------|-------------|-------------|-------------|-------------|-------------|-------------|
| Category | Live weight | Muscle/Fat | Unit | 22 Jun 2021 | 23 Jun 2020 | 22 Jun 2021 | 23 Jun 2020 | 22 Jun 2021 | 23 Jun 2020 | 22 Jun 2021 | 23 Jun 2020 | 22 Jun 2021 | 23 Jun 2020 |
| Restocker Steer | 200-280kg | C2 | ¢/kg lwt | 566 | 422 | 564 | 438 | 385 | 367 | 500 | nq | nq | nq |
| Feeder Steer | 330-400kg | C2 | ¢/kg lwt | 463 | 388 | 490 | 410 | 470 | 385 | 499 | 365 | nq | nq |
| Vealer Steer | 280-330kg | C2 | ¢/kg lwt | nq | 423 | 543 | 443 | 470 | 390 | 505 | 415 | 445 | nq |
| | | | ¢/kg cwt | nq | 814 | 1031 | 851 | 885 | 732 | 998 | 856 | 856 | nq |
| Trade Steer | 330-400kg | C3 | ¢/kg lwt | 468 | 418 | 490 | 413 | 468 | 404 | 490 | 401 | 429 | nq |
| | | | ¢/kg cwt | 867 | 760 | 883 | 755 | 866 | 750 | 915 | 765 | 804 | nq |
| Medium Steer | 400-500kg | C3 | ¢/kg lwt | 384 | 349 | 408 | 373 | 431 | 374 | 415 | 373 | nq | nq |
| | | | ¢/kg cwt | 724 | 660 | 758 | 698 | 825 | 726 | 828 | 744 | nq | nq |
| Heavy Steer | 500-600kg | C4 | ¢/kg lwt | 367 | 323 | 411 | 379 | 420 | 391 | nq | nq | nq | nq |
| | | | ¢/kg cwt | 658 | 595 | 743 | 692 | 773 | 712 | nq | nq | nq | nq |
| Medium Cow | 400-520kg | D3 | ¢/kg lwt | 284 | 271 | 305 | 286 | 326 | 285 | nq | nq | nq | 238 |
| | | | ¢/kg cwt | 578 | 552 | 631 | 591 | 645 | 592 | nq | nq | nq | 507 |

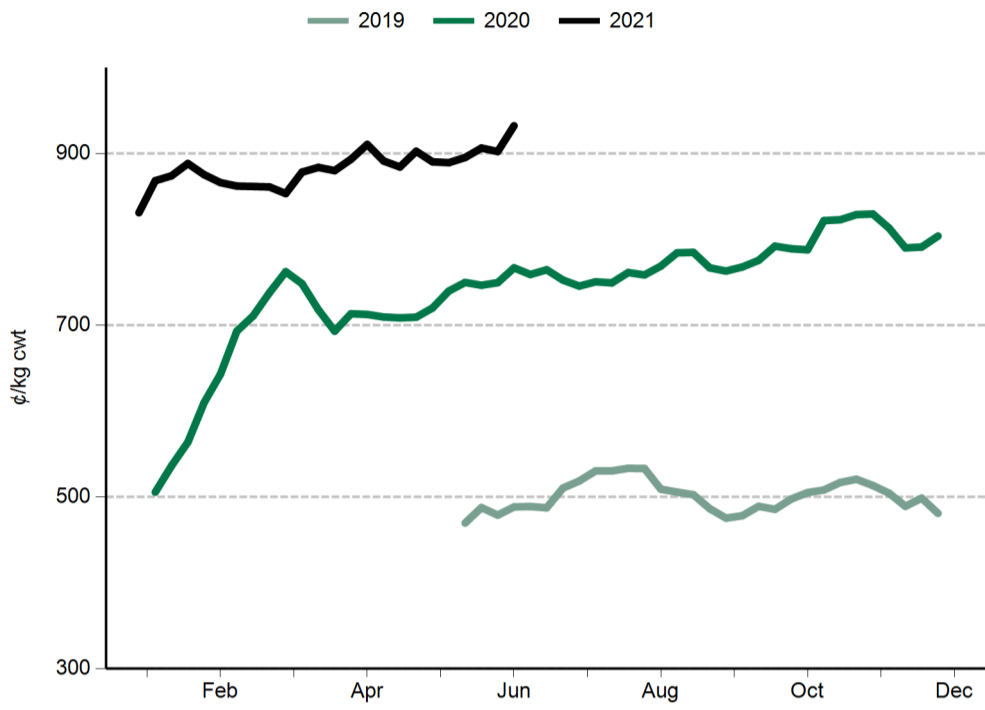
| State over-the-hooks indicators | | | | Queensland | | NSW | Victoria | | SA | | Tasmania | |
|---------------------------------|----------------|--------|----------|-------------|-------------|-------------|-------------|-------------|-------------|-------------|-------------|-------------|
| Category | Carcase weight | Muscle | Unit | 18 Jun 2021 | 26 Jun 2020 | 26 Jun 2020 | 18 Jun 2021 | 26 Jun 2020 | 18 Jun 2021 | 26 Jun 2020 | 18 Jun 2021 | 26 Jun 2020 |
| Trade steer | 240-260kg | A-C | ¢/kg cwt | 666 | 611 | 589 | 712 | 639 | nq | nq | 566 | 507 |
| Medium steer | 260-280kg | A-C | ¢/kg cwt | 663 | 611 | 585 | 712 | 630 | nq | nq | 620 | nq |
| Heavy steer | 300-400kg | A-C | ¢/kg cwt | 673 | 621 | 595 | 719 | 636 | nq | nq | 620 | nq |
| Medium cow | 260-280kg | A-E | ¢/kg cwt | 585 | 519 | 515 | 547 | 502 | 615 | 521 | 525 | 467 |
| MSA trade steer | 240-260kg | A-C | ¢/kg cwt | 682 | 628 | 635 | nq | nq | 645 | nq | nq | nq |

| WA saleyard indicators | Unit | 22 Jun 2021 | 23 Jun 2020 |
|------------------------|----------|-------------|-------------|
| WYCI | ¢/kg cwt | 960 | 756 |
| Medium Steer | ¢/kg lwt | 418 | nq |
| Medium Cow | ¢/kg lwt | 306 | 279 |

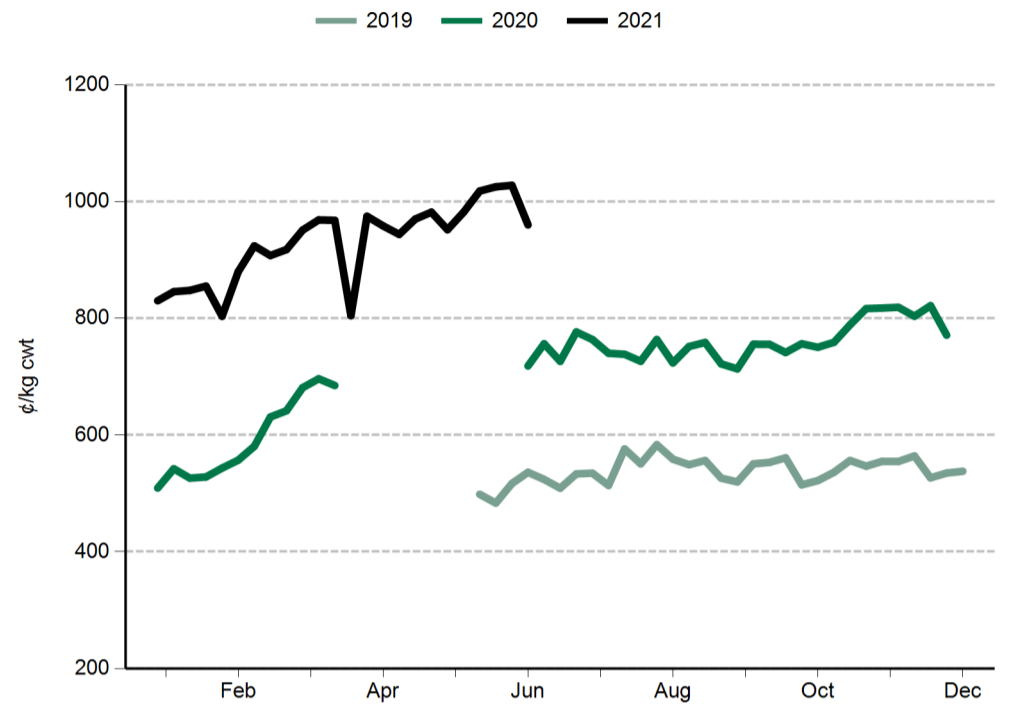
| WA over-the-hooks indicators | Unit | 26 Jun 2020 |
|------------------------------|----------|-------------|
| Grassfed yearling | ¢/kg cwt | 565 |
| Grainfed yearling | ¢/kg cwt | 565 |
| MSA yearling | ¢/kg cwt | 590 |

| Live Export Price Quotes | | | Unit | 11 Jun 2021 | 19 Jun 2020 |
|--------------------------|--------------|------------|----------|-------------|-------------|
| Light Steer | 260 - 360 kg | Townsville | ¢/kg lwt | 400 | 330 |
| | 260 - 360 kg | Darwin | ¢/kg lwt | nq | 340 |
| Light Heifer | 260 - 360 kg | Townsville | ¢/kg lwt | 375 | 290 |
| | 260 - 360 kg | Darwin | ¢/kg lwt | nq | 320 |

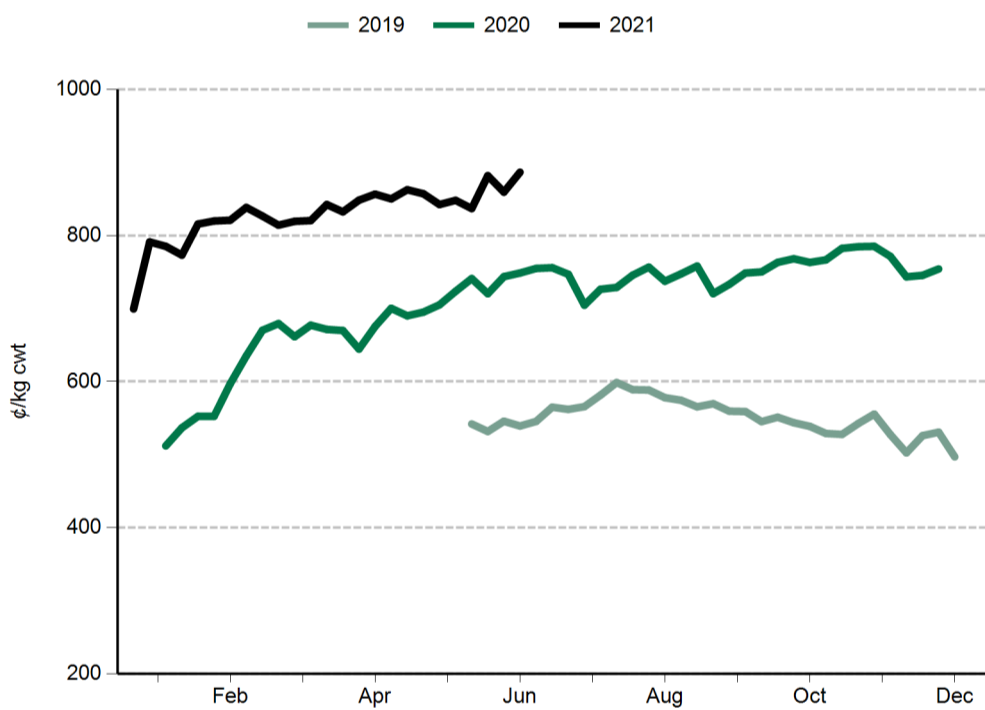
Eastern Young Cattle Indicator (EYCI)



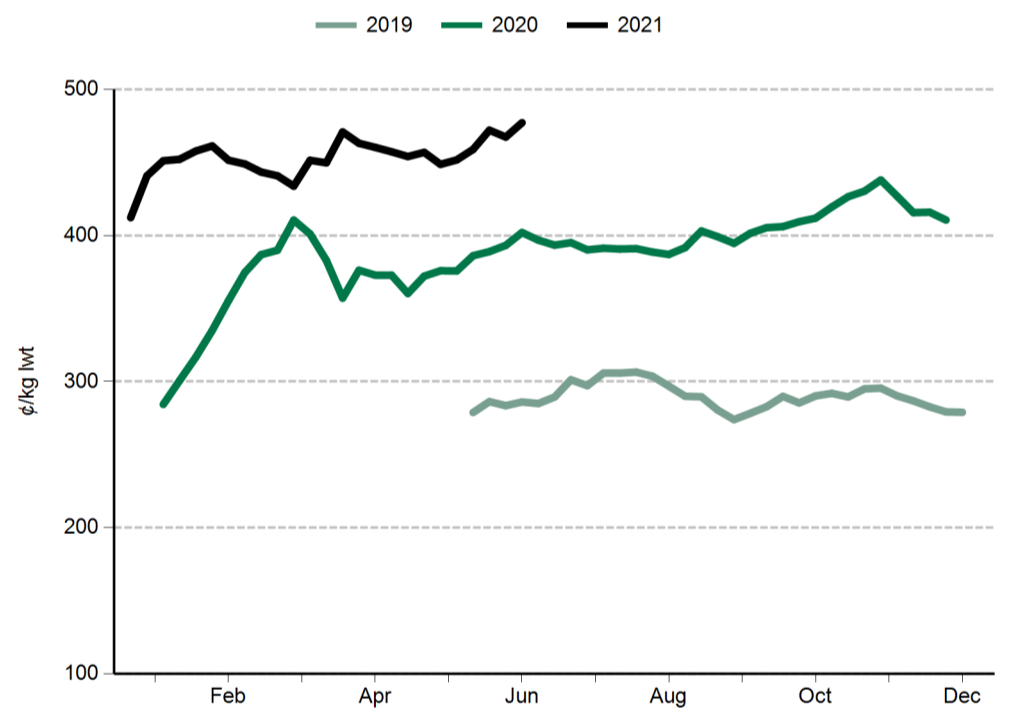
Western Young Cattle Indicator (WYCI)



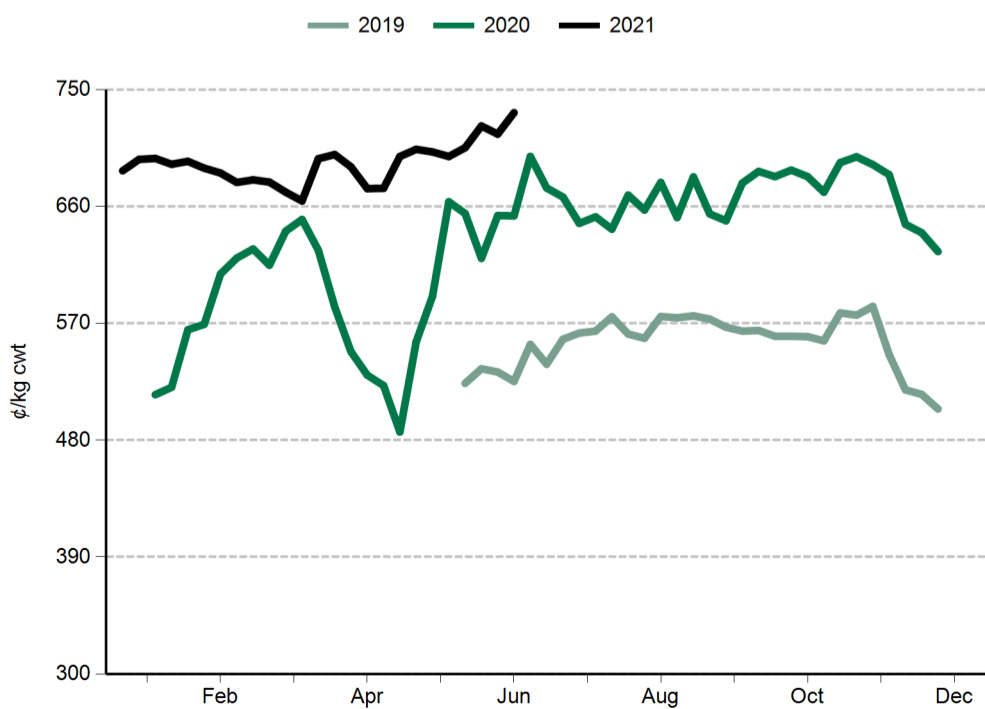
Trade steer



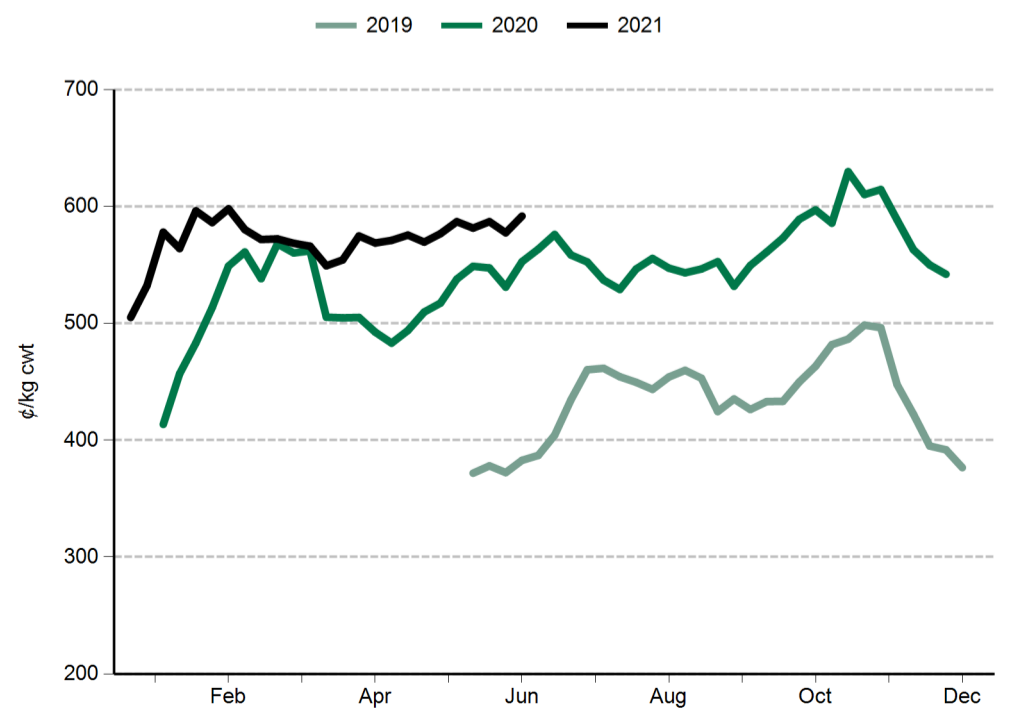
Feeder steer



Heavy steer



Medium cow



Sheep and lamb prices

| Eastern States Trade Lamb Indicator (¢/kg cwt) | 22 Jun 2021 | 23 Jun 2020 |
|--|-------------|-------------|
| ESTLI | 824 | 882 |

| National saleyard sheep and lamb indicators (¢/kg cwt) | | 22 Jun 2021 | 23 Jun 2020 |
|--|---------|-------------|-------------|
| Merino lamb | 16-22kg | 758 | 806 |
| Restocker/feeder lamb | 0-18kg | 834 | 847 |
| Light lamb | 12-18kg | 807 | 857 |
| Trade lamb | 18-22kg | 817 | 877 |
| Heavy lamb | 22+kg | 798 | 838 |
| Mutton | 18-24kg | 668 | 639 |

| National OTH sheep and lamb indicators (¢/kg cwt) | | 18 Jun 2021 | 26 Jun 2020 |
|---|---------|-------------|-------------|
| Medium trade lamb | 18-20kg | 758 | 790 |
| Heavy trade lamb | 20-22kg | 758 | 790 |
| Heavy lamb | 22-24kg | 759 | 796 |
| Mutton | 18-24kg | 646 | 598 |

| State saleyard sheep and lamb indicators (¢/kg cwt) | | Victoria | | NSW | | SA | | WA | | Tasmania | |
|---|---------|-------------|-------------|-------------|-------------|-------------|-------------|-------------|-------------|-------------|-------------|
| | | 22 Jun 2021 | 23 Jun 2020 | 22 Jun 2021 | 23 Jun 2020 | 22 Jun 2021 | 23 Jun 2020 | 22 Jun 2021 | 23 Jun 2020 | 22 Jun 2021 | 23 Jun 2020 |
| Merino lamb | 16-22kg | 771 | 812 | 750 | 802 | 767 | 826 | 773 | 822 | nq | nq |
| Restocker/feeder lamb | 0-18kg | 803 | 922 | 886 | 970 | 964 | nq | 752 | 720 | nq | 877 |
| Light lamb | 12-18kg | 805 | 903 | 817 | 884 | 806 | 914 | 790 | 765 | 849 | 863 |
| Trade lamb | 18-22kg | 828 | 900 | 828 | 878 | 768 | 822 | 777 | 819 | 790 | 830 |
| Heavy lamb | 22+kg | 819 | 846 | 791 | 837 | 768 | 803 | 796 | 818 | 735 | 789 |
| Mutton | 18-24kg | 666 | 656 | 677 | 675 | 649 | 632 | 611 | 533 | 675 | 615 |

| Over-the-hooks sheep and lamb indicators (¢/kg cwt) | | Victoria | | NSW | | SA | | WA | | Tasmania | |
|---|---------|-------------|-------------|-------------|-------------|-------------|-------------|-------------|-------------|-------------|-------------|
| | | 18 Jun 2021 | 26 Jun 2020 | 18 Jun 2021 | 26 Jun 2020 | 18 Jun 2021 | 26 Jun 2020 | 18 Jun 2021 | 26 Jun 2020 | 18 Jun 2021 | 26 Jun 2020 |
| Medium trade lamb | 18-20kg | 761 | 820 | 726 | 783 | 767 | 794 | 780 | 765 | nq | nq |
| Heavy trade lamb | 20-22kg | 761 | 820 | 726 | 783 | 767 | 794 | 780 | 765 | nq | nq |
| Heavy lamb | 22-24kg | 761 | 850 | 726 | 783 | 767 | 788 | 780 | 765 | nq | nq |
| Mutton | 18-24kg | 658 | 633 | 673 | 640 | 638 | 606 | 617 | 513 | nq | nq |

| Live export price quotes (A\$/head) | | 15 Jun 2021 | 23 Jun 2020 |
|-------------------------------------|--------|-------------|-------------|
| Live wether | Muchea | nq | nq |

Glossary:

cwt – carcase weight

lwt – live weight

OTH – over-the-hooks. Refers to the marketing of cattle/sheep/lambs directly from the farm to an abattoir where a producer is paid for the value of the carcase based on a sliding grid.

CIF – Cost, insurance, freight. The quoted price for the goods including freight and insurance costs delivered to final destination.

C&F – Cost and freight. Refers to the quoted price for the goods, including freight to the delivery point, but not insurance.

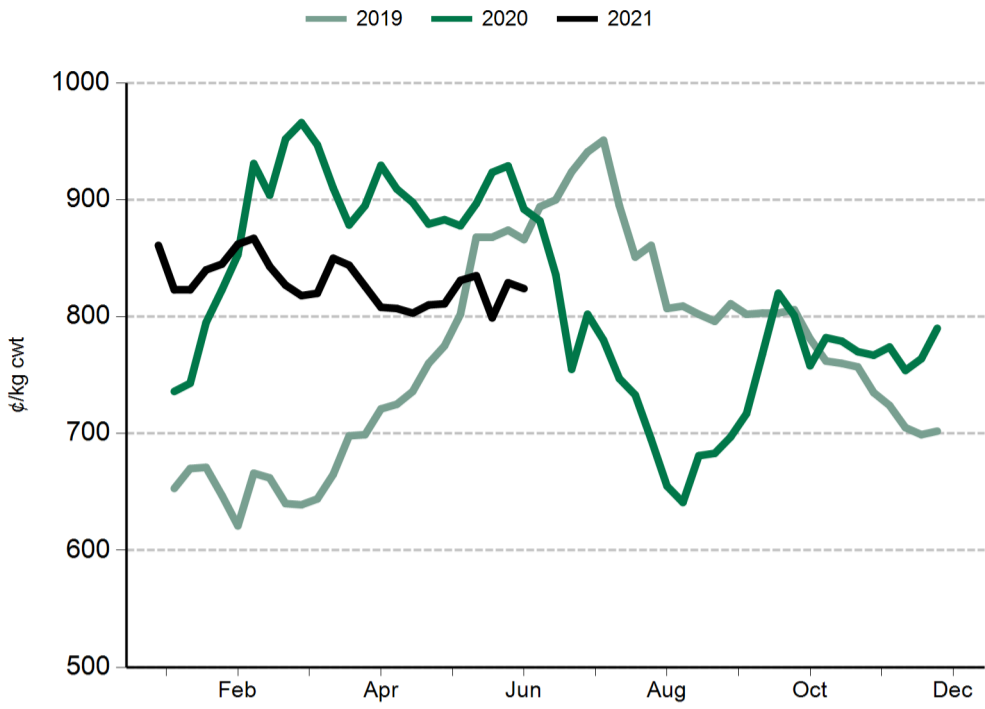
FAS – Free alongside ship. Refers to export price quotes where the seller is obliged to pay warehouse services, packing, inland freight and port charges, but not placement of goods onto the ship. The buyer is obliged to pay overseas freight, charges in foreign port, customs duties, quarantine and delivery to final destination. (See also 'FOB').

EYCI – Eastern Young Cattle Indicator. A seven day rolling average from 24 saleyards across NSW, Victoria and Queensland. It includes vealer and yearling heifers and steers, grade score C2 or C3, with live weight from 200kg.

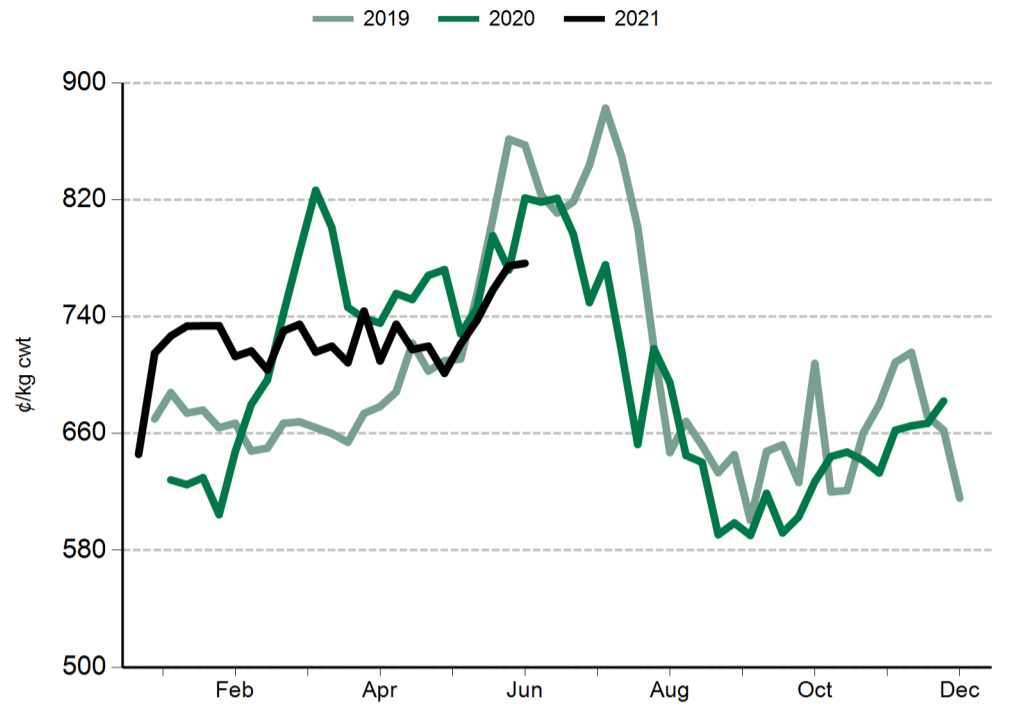
WYCI – Western Young Cattle Indicator. A benchmark of the value of young cattle in WA saleyards. It includes vealer and yearling heifers and steers, grade score C2 or C3, 180kg+ live weight.

All data is collected by MLA's NLRS, unless specified otherwise.

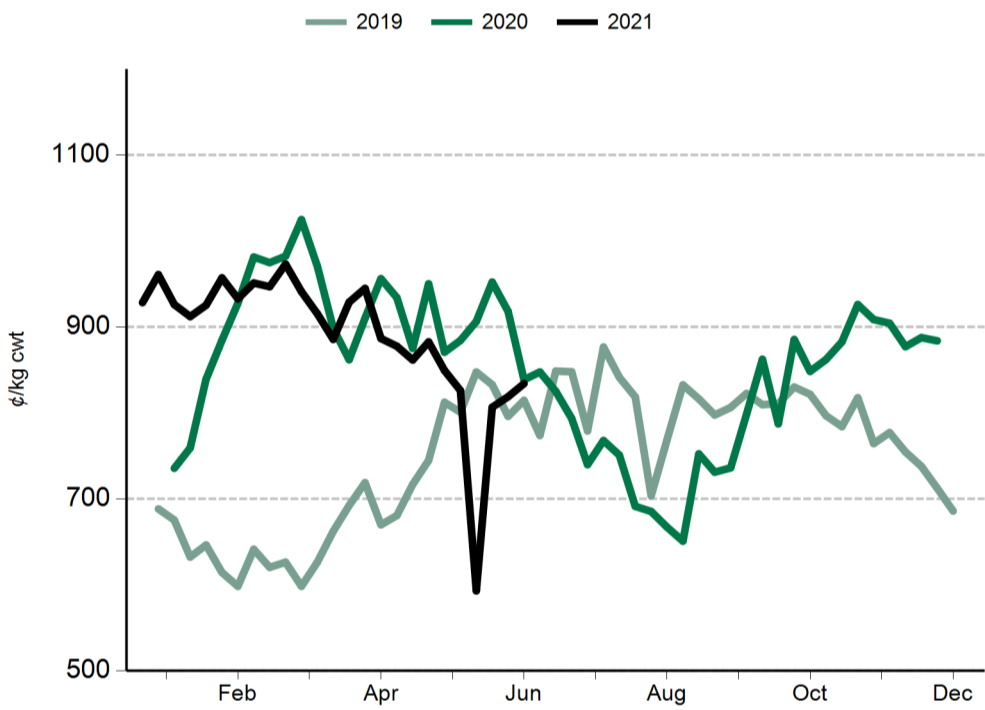
Eastern States Trade Lamb Indicator (ESTLI)



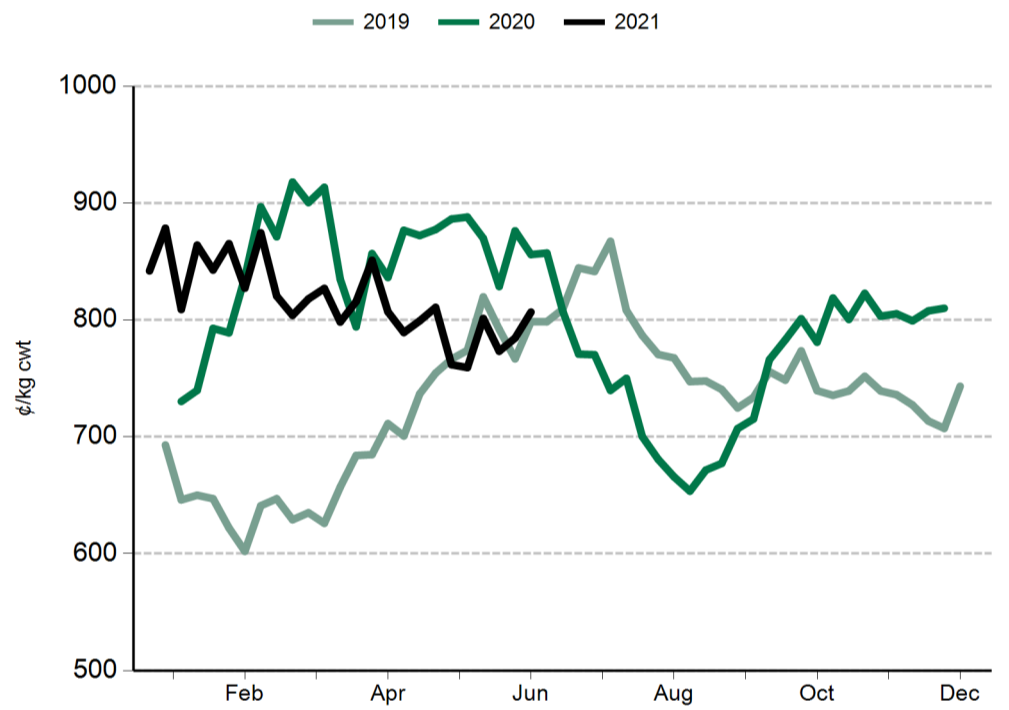
Western Trade Lamb Indicator (WTLI)



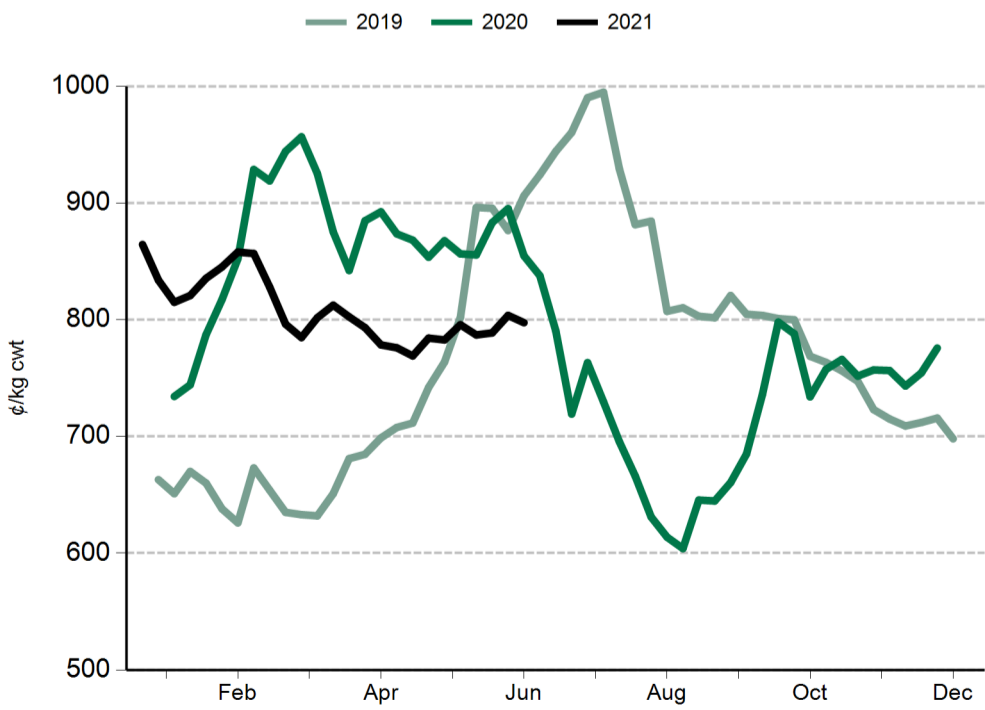
Restocker lamb



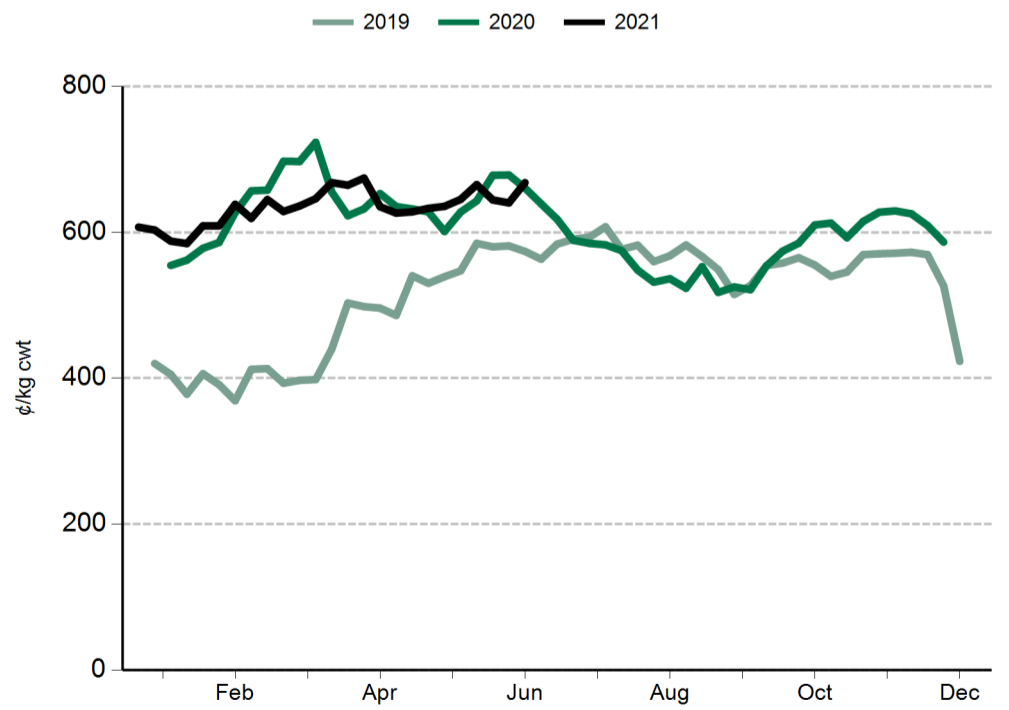
Light lamb



Heavy lamb



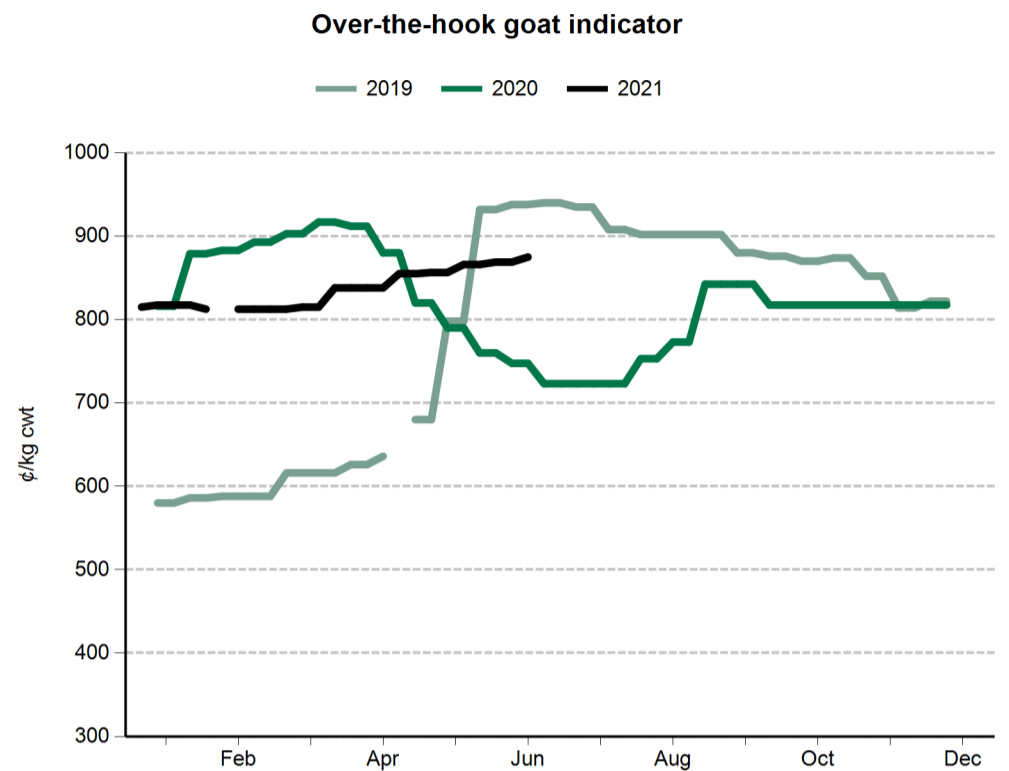
Mutton



General statistics

| Over-the-hooks goat indicators (A¢/kg cwt) | 25 Jun 2021 | 11 Jun 2021 | 26 Jun 2020 |
|--|-------------|-------------|-------------|
| 8.1-10kg | nq | 888 | 723 |
| 10.1-12kg | nq | 869 | 723 |
| 12.1-16kg | nq | 869 | 723 |
| 16.1-20kg | nq | 864 | 723 |
| 20.1kg+ | nq | 833 | 723 |

| Skin indicators - Lambs | | 19 Jun 2020 |
|--|-------------|-------------|
| 2" + | 16.1 - 20kg | 100 |
| | 20.1 - 24kg | 188 |
| | 24.1kg + | 288 |
| 1" - 2" | 16.1 - 20kg | 200 |
| | 20.1 - 24kg | 50 |
| | 24.1kg + | 163 |
| 0.5" - 1" | 16.1 - 20kg | nq |
| | 20.1 - 24kg | nq |
| | 24.1kg + | 125 |
| New Season | 16.1 - 20kg | nq |
| | 20.1 - 24kg | 231 |
| | 24.1kg + | 313 |
| Skin indicators - Merino sheep (average 25 micron) | | |
| 1.5" - 2" | 16.1 - 20kg | 700 |
| | 20.1 - 24kg | 925 |
| | 24.1kg + | 1075 |



| Grain prices - Darling Downs (A\$/tonne) | 11 Jun 2021 | 19 Jun 2020 |
|--|-------------|-------------|
| Wheat | 322 | 385 |
| Barley | 308 | 330 |
| Sorghum | nq | 340 |
| Grain prices - Riverina (A\$/tonne) | | |
| Wheat | 305 | nq |
| Barley | 250 | 242 |

Source: Profarmer Australia

PLEASE NOTE

MLA no longer reports on fodder prices, tallow prices or the EMI on a weekly basis.

These can be accessed separately through these links:

- [Fodder prices \(Dairy Australia\)](#)
- [Tallow prices \(MLA monthly co-product report\)](#)
- [EMI \(AWEX\)](#)

| US imported beef prices (CIF) | | 11 Jun 2021 | 19 Jun 2020 |
|-------------------------------|--------|-------------|-------------|
| Bull 95CL | US¢/lb | 291.5 | 257.0 |
| | A¢/kg | 845.3 | 825.8 |
| Cow 90CL | US¢/lb | 270.5 | 232.5 |
| | A¢/kg | 784.4 | 747.1 |
| CC/CF 85CL | US¢/lb | 249.0 | 217.5 |
| | A¢/kg | 722.0 | 698.9 |
| Shank 90CL | US¢/lb | 257.5 | 237.5 |
| | A¢/kg | 746.7 | 763.2 |
| Trim 85CL | US¢/lb | 247.5 | 216.5 |
| | A¢/kg | 717.7 | 695.7 |
| Trim 80CL | US¢/lb | 227.5 | 209.0 |
| | A¢/kg | 659.7 | 671.6 |
| Trim 75CL | US¢/lb | 175.0 | 200.0 |
| | A¢/kg | 507.4 | 642.7 |
| Trim 65CL | US¢/lb | nq | nq |
| | A¢/kg | nq | nq |
| Outside flats | US¢/lb | nq | nq |
| | A¢/kg | nq | nq |
| Knuckles | US¢/lb | 302.5 | 277.5 |
| | A¢/kg | 877.2 | 891.7 |
| Inside cap off | US¢/lb | 377.5 | 302.5 |
| | A¢/kg | 1094.6 | 972.0 |

Source: Steiner Consulting Group

