

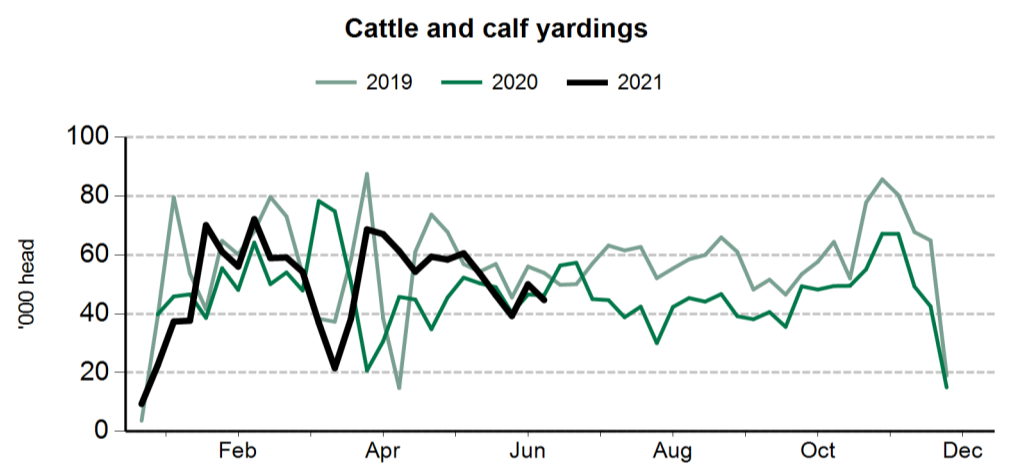
The following weekly statistical summary includes the following information:

- **Livestock movements**.....pages 1-2
 - Cattle yardings
 - Sheep yardings
 - Cattle slaughter
 - Sheep, lamb and goat slaughter
- **Cattle price indicators**.....pages 3-4
 - Saleyards indicators
 - Over-the-hook indicators
 - Live export indicators
- **Sheep and lamb indicators**.....pages 5-6
 - Saleyards indicators
 - Over-the-hook indicators
 - Live export indicators
- **General statistics**.....page 7
 - Over-the-hook goat indicators
 - Skin price indicators
 - Weekly US imported beef indicators

Cattle movements

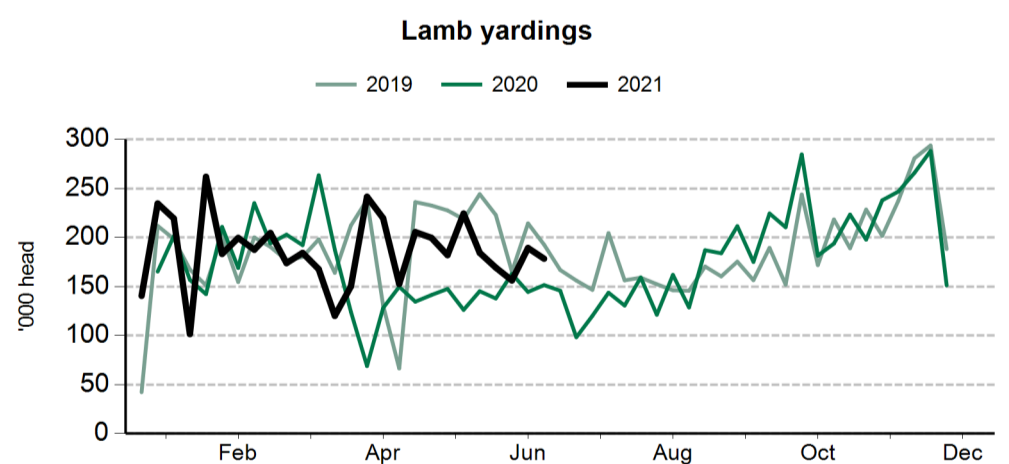
Cattle saleyard throughput		2 Jul 2021	25 Jun 2021	3 Jul 2020
Queensland	Cattle	3,563	13,844	27,001
NSW	Cattle	7,562	10,585	14,204
Victoria	Cattle	3,847	5,487	9,488
SA	Cattle	784	1,448	2,210
WA	Cattle	880	1,999	3,456
Tasmania	Cattle	55	75	55

Cattle slaughter		25 Jun 2021	3 Jul 2020
Queensland	Cattle	49,802	64,670
	Calves	369	81
NSW	Cattle	24,701	30,741
	Calves	31	1,622
Victoria	Cattle	12,688	23,117
	Calves	3,079	3,706
SA	Cattle	2,656	3,236
	Calves	5	6
Tasmania	Cattle	5,244	4,902
	Calves	4	34

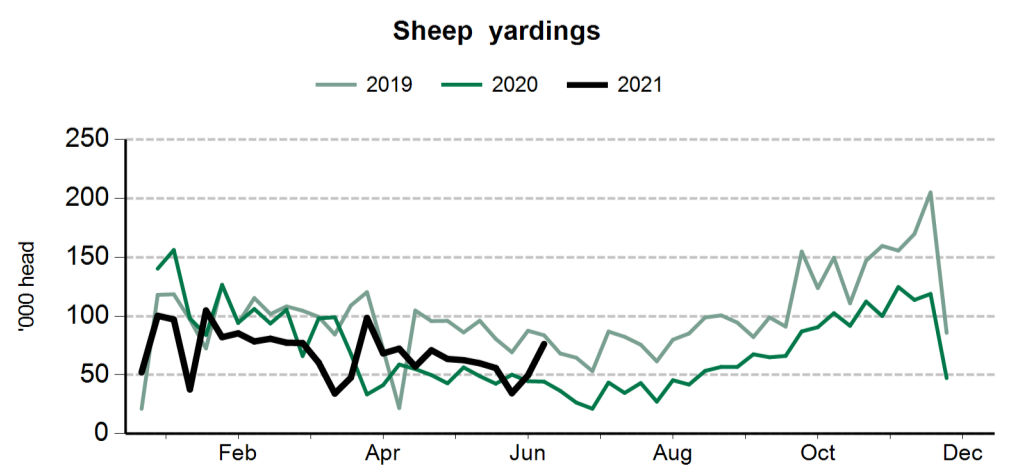


Smallstock movements

Sheep and lamb saleyard throughput		2 Jul 2021	25 Jun 2021	3 Jul 2020
NSW	Lambs	54,419	118,360	87,764
	Sheep	10,611	58,561	18,052
Victoria	Lambs	27,370	38,954	37,445
	Sheep	8,354	11,317	10,966
SA	Lambs	6,632	6,557	9,838
	Sheep	1,374	1,314	2,779
WA	Lambs	5,675	12,100	8,663
	Sheep	1,000	3,557	3,600
Tasmania	Lambs	1,513	1,583	1,200
	Sheep	874	1,207	800

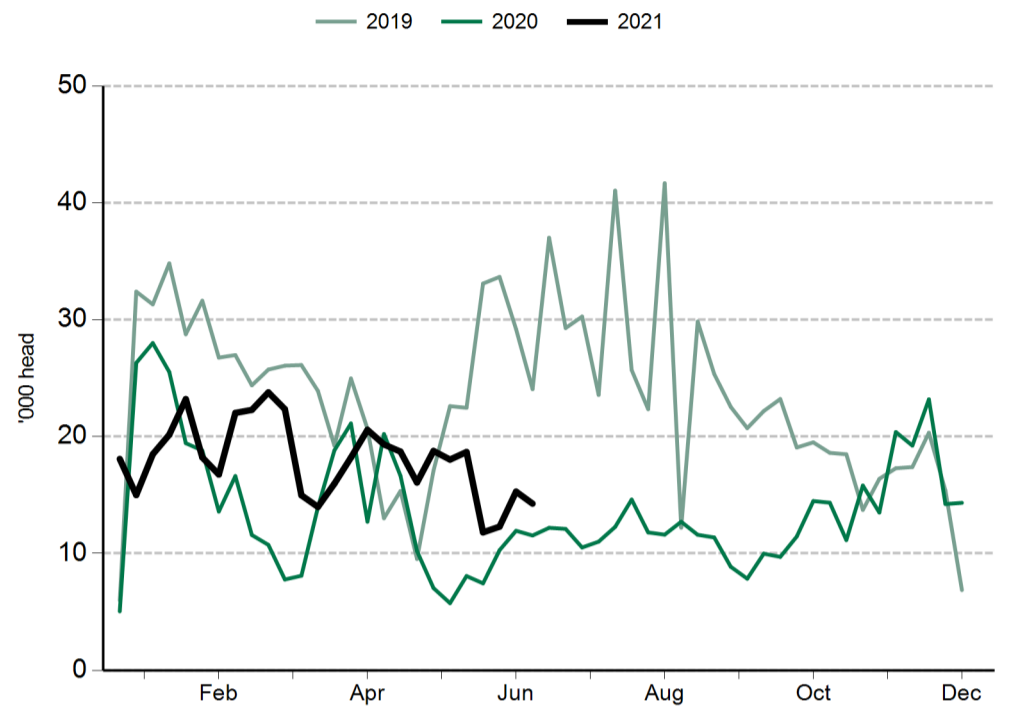


Sheep and lamb slaughter		25 Jun 2021	3 Jul 2020
Queensland	Lambs	494	331
	Sheep	1,631	1,489
NSW	Lambs	102,181	95,975
	Sheep	14,085	16,871
Victoria	Lambs	175,948	138,162
	Sheep	31,465	28,894
SA	Lambs	51,104	39,213
	Sheep	2,203	1,745
Tasmania	Lambs	5,700	3,291
	Sheep	1,362	505

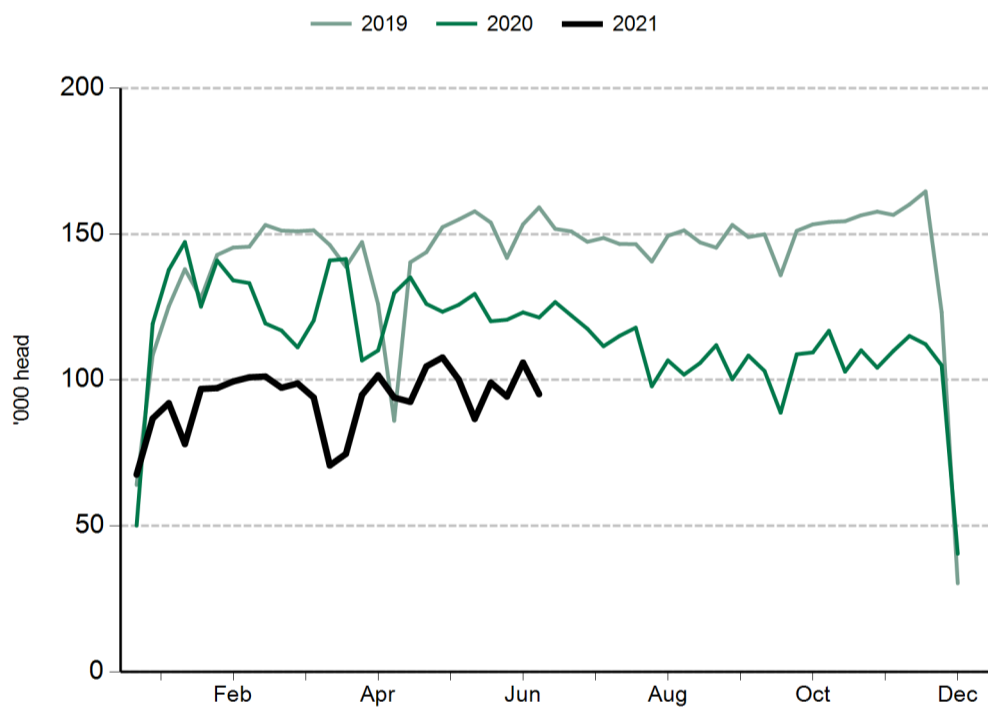


Goat slaughter		25 Jun 2021	3 Jul 2020
Queensland	Goats	9,696	6,026
NSW	Goats	1,170	1,226
Victoria	Goats	2,205	2,280
SA	Goats	1,188	2,658
Tasmania	Goats	nq	nq

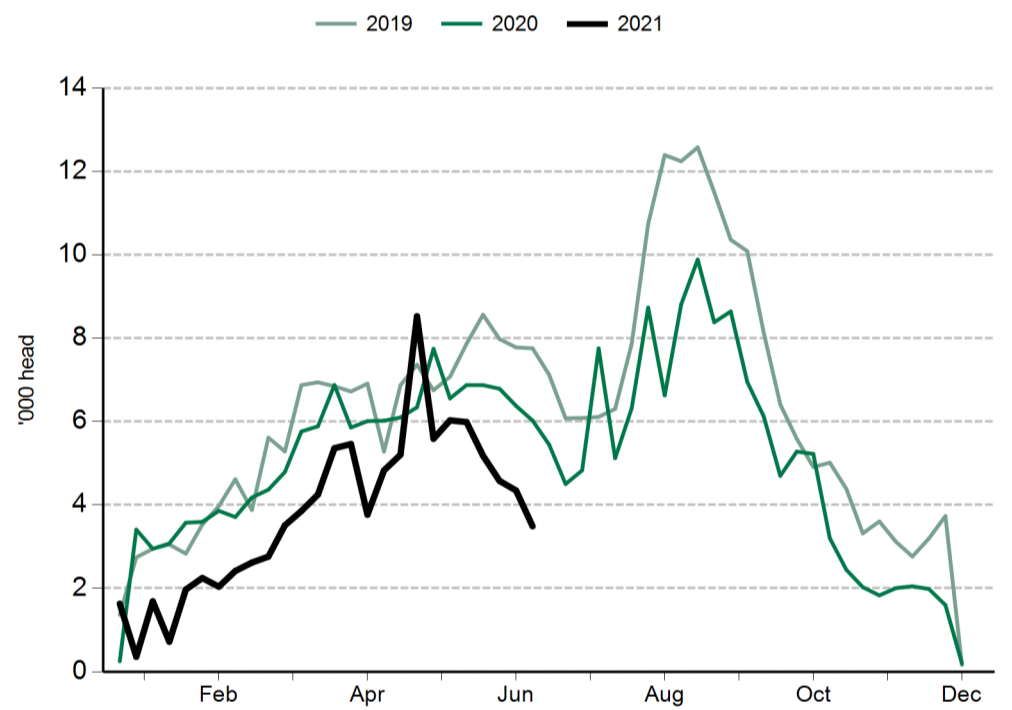
Goat slaughter



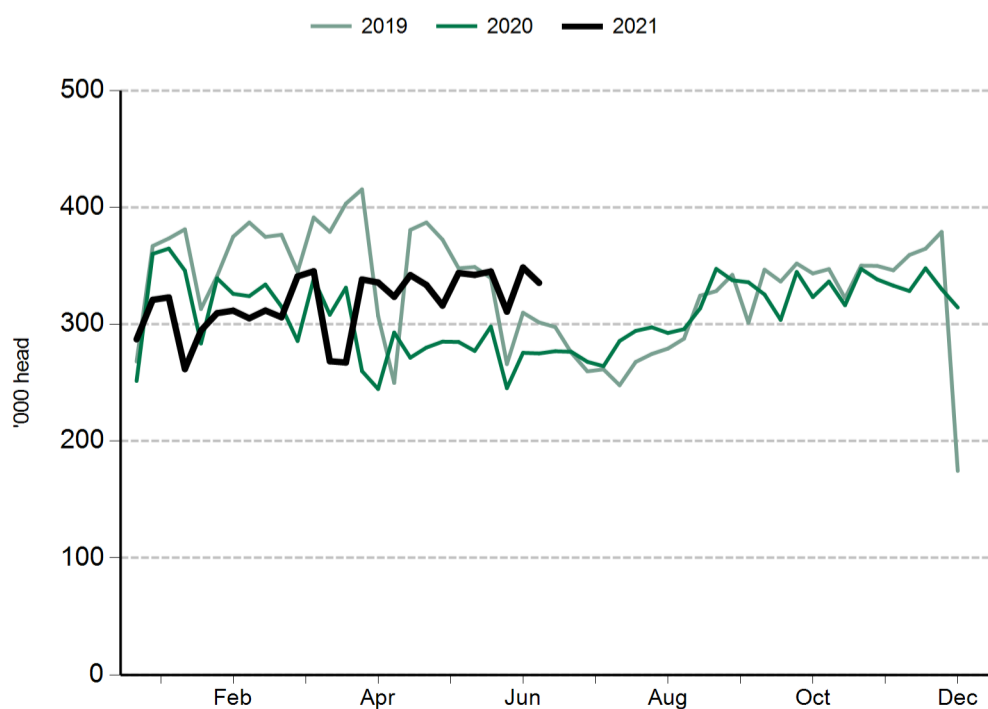
Cattle slaughter



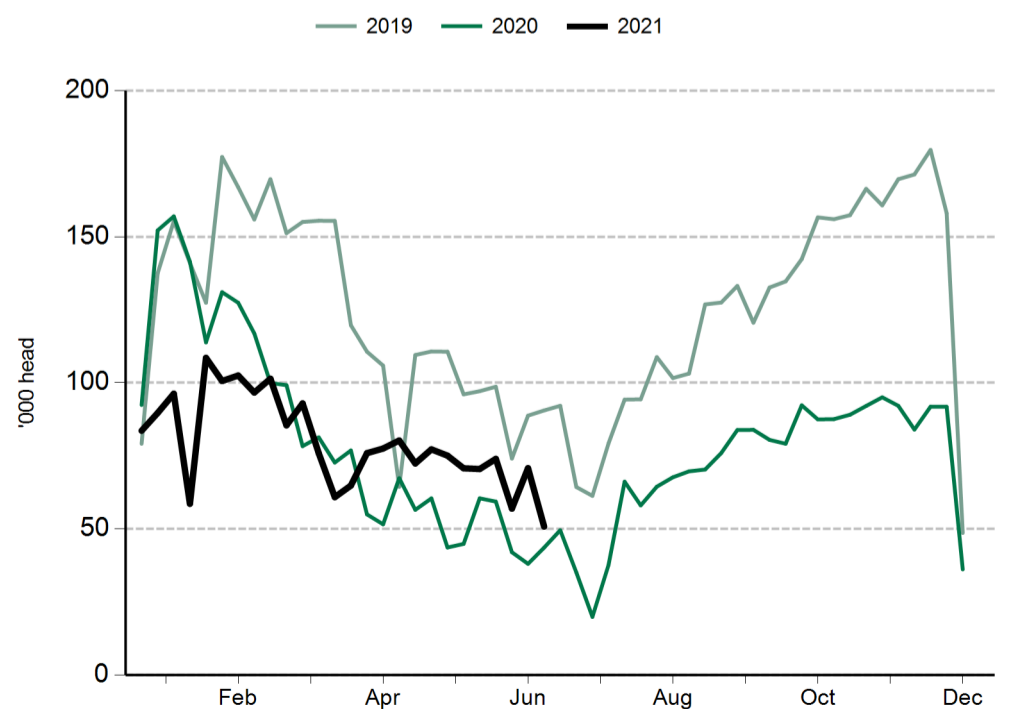
Calf slaughter



Lamb slaughter



Sheep slaughter



Cattle prices

National saleyard indicators	Live weight	Muscle/Fat	Unit	6 Jul 2021	7 Jul 2020
Restocker Steer	200-280kg	C2	¢/kg lwt	566	434
Feeder Steer	330-400kg	C2	¢/kg lwt	490	395
Vealer Steer	280-330kg	C2	¢/kg lwt	537	419
			¢/kg cwt	1012	807
Trade Steer	330-400kg	C3	¢/kg lwt	492	402
			¢/kg cwt	921	747
Medium Steer	400-500kg	C3	¢/kg lwt	407	367
			¢/kg cwt	763	685
Heavy Steer	500-600kg	C4	¢/kg lwt	389	366
			¢/kg cwt	716	667
Medium Cow	400-520kg	D3	¢/kg lwt	292	272
			¢/kg cwt	598	559
Eastern Young Cattle Indicator (EYCI)			¢/kg cwt	952.00	752.25

Eastern states OTH indicators	Carcase weight	Muscle	Unit	2 Jul 2021	10 Jul 2020
Trade steer	240-260kg	A-C	¢/kg cwt	688	595
Medium steer	260-280kg	A-C	¢/kg cwt	688	620
Heavy steer	300-400kg	A-C	¢/kg cwt	698	629
Medium cow	260-280kg	A-E	¢/kg cwt	581	512
MSA trade steer	240-260kg	A-C	¢/kg cwt	669	643

Feeder cattle indicators - paddock sales	Unit	3 Jul 2020
Domestic		
Steers 280-350kg	¢/kg lwt	393
Heifers 280-350kg	¢/kg lwt	355
Export		
Shortfed 100-120 DOF	¢/kg lwt	358
Mediumfed 120-220 DOF	¢/kg lwt	415
Longfed 220+ DOF	¢/kg lwt	330

State saleyard indicators				Queensland		NSW		Victoria		SA		Tasmania	
Category	Live weight	Muscle/Fat	Unit	6 Jul 2021	7 Jul 2020	6 Jul 2021	7 Jul 2020	6 Jul 2021	7 Jul 2020	6 Jul 2021	7 Jul 2020	6 Jul 2021	7 Jul 2020
Restocker Steer	200-280kg	C2	¢/kg lwt	564	435	593	432	548	423	530	nq	nq	nq
Feeder Steer	330-400kg	C2	¢/kg lwt	475	379	505	410	511	397	nq	389	nq	nq
Vealer Steer	280-330kg	C2	¢/kg lwt	473	391	548	429	487	399	nq	398	nq	nq
			¢/kg cwt	909	752	1026	817	854	723	nq	792	nq	nq
Trade Steer	330-400kg	C3	¢/kg lwt	396	390	511	406	465	399	484	397	nq	nq
			¢/kg cwt	733	709	917	744	862	734	946	773	nq	nq
Medium Steer	400-500kg	C3	¢/kg lwt	361	343	425	350	428	390	nq	386	nq	nq
			¢/kg cwt	670	641	797	657	808	723	nq	762	nq	nq
Heavy Steer	500-600kg	C4	¢/kg lwt	368	338	419	361	413	404	nq	nq	nq	nq
			¢/kg cwt	676	621	773	663	761	725	nq	nq	nq	nq
Medium Cow	400-520kg	D3	¢/kg lwt	281	269	310	280	325	282	nq	281	248	nq
			¢/kg cwt	575	553	640	586	663	570	nq	586	506	nq

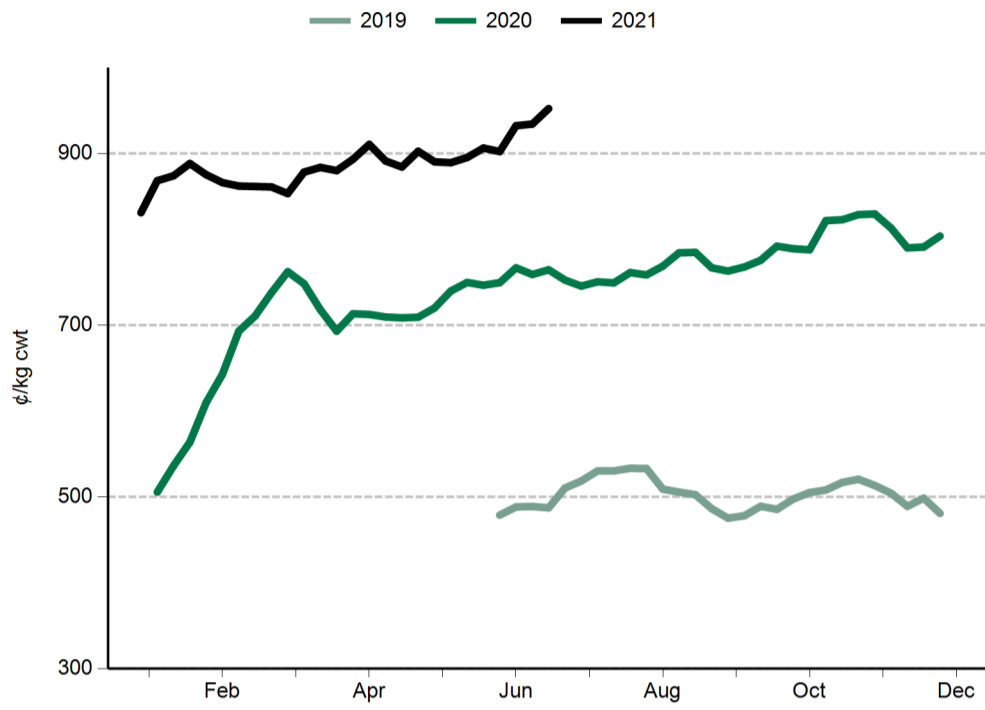
State over-the-hooks indicators				Queensland		NSW		Victoria		SA		Tasmania
Category	Carcase weight	Muscle	Unit	2 Jul 2021	10 Jul 2020	2 Jul 2021	10 Jul 2020	2 Jul 2021	10 Jul 2020	2 Jul 2021	10 Jul 2020	10 Jul 2020
Trade steer	240-260kg	A-C	¢/kg cwt	672	630	675	594	718	650	nq	nq	507
Medium steer	260-280kg	A-C	¢/kg cwt	670	628	677	589	719	643	nq	nq	nq
Heavy steer	300-400kg	A-C	¢/kg cwt	680	638	690	599	725	650	nq	nq	nq
Medium cow	260-280kg	A-E	¢/kg cwt	586	535	574	519	549	509	615	532	467
MSA trade steer	240-260kg	A-C	¢/kg cwt	681	648	682	639	nq	nq	645	nq	nq

WA saleyard indicators	Unit	6 Jul 2021	7 Jul 2020
WYCI	¢/kg cwt	978	777
Medium Steer	¢/kg lwt	476	nq
Medium Cow	¢/kg lwt	308	275

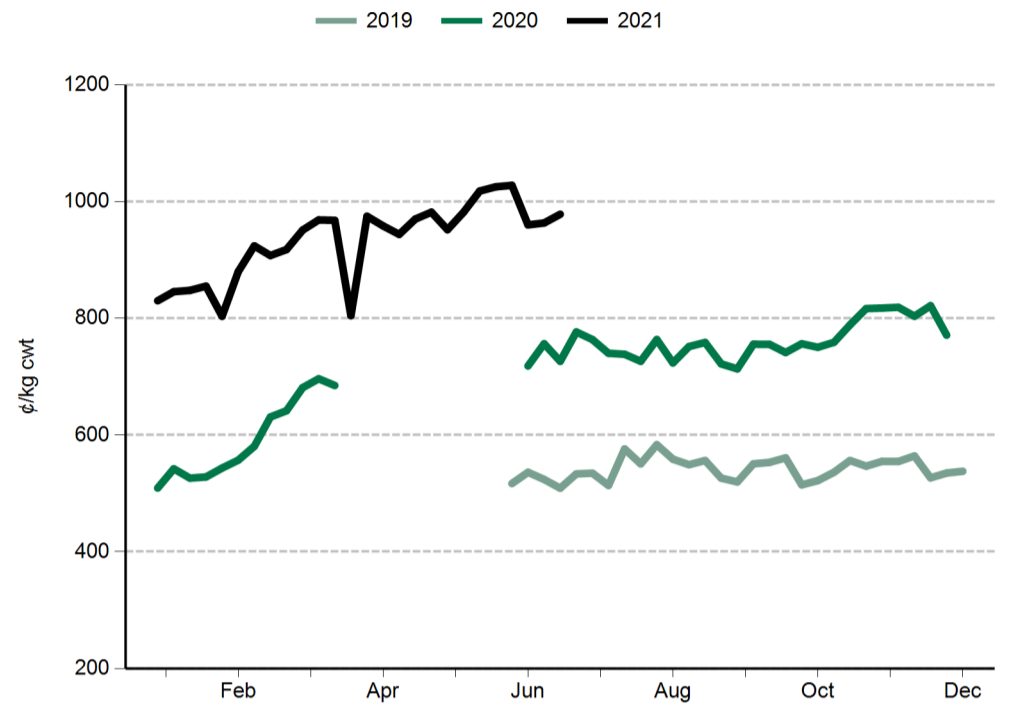
WA over-the-hooks indicators	Unit	10 Jul 2020
Grassfed yearling	¢/kg cwt	565
Grainfed yearling	¢/kg cwt	565
MSA yearling	¢/kg cwt	590

Live Export Price Quotes			Unit	25 Jun 2021	3 Jul 2020
Light Steer	260 - 360 kg	Townsville	¢/kg lwt	400	nq
	260 - 360 kg	Darwin	¢/kg lwt	nq	340
Light Heifer	260 - 360 kg	Townsville	¢/kg lwt	375	nq
	260 - 360 kg	Darwin	¢/kg lwt	nq	320

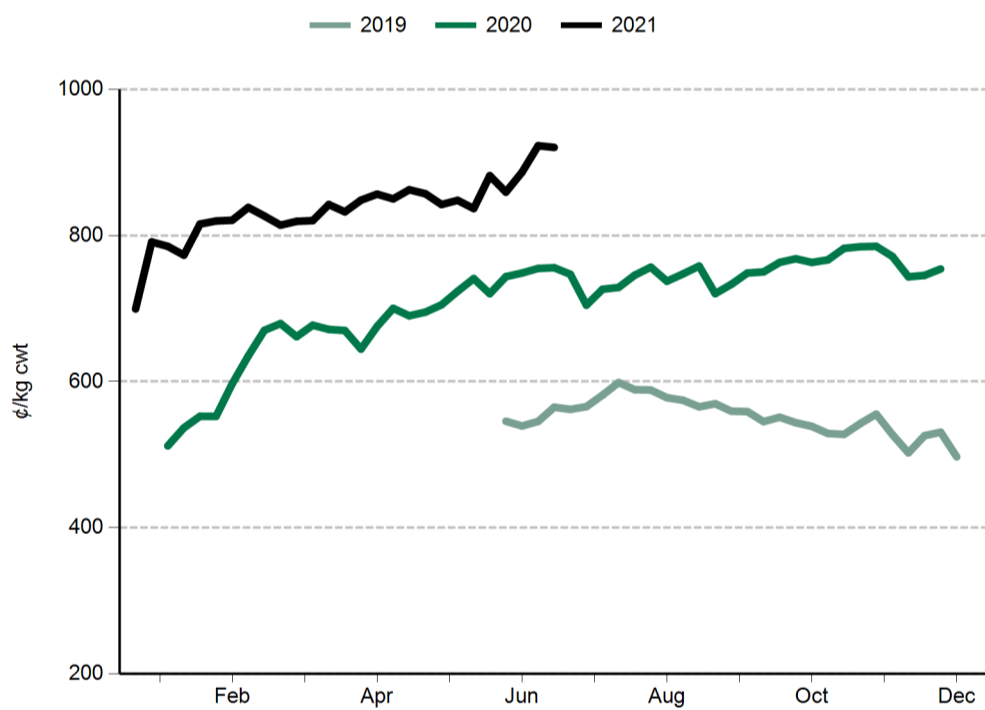
Eastern Young Cattle Indicator (EYCI)



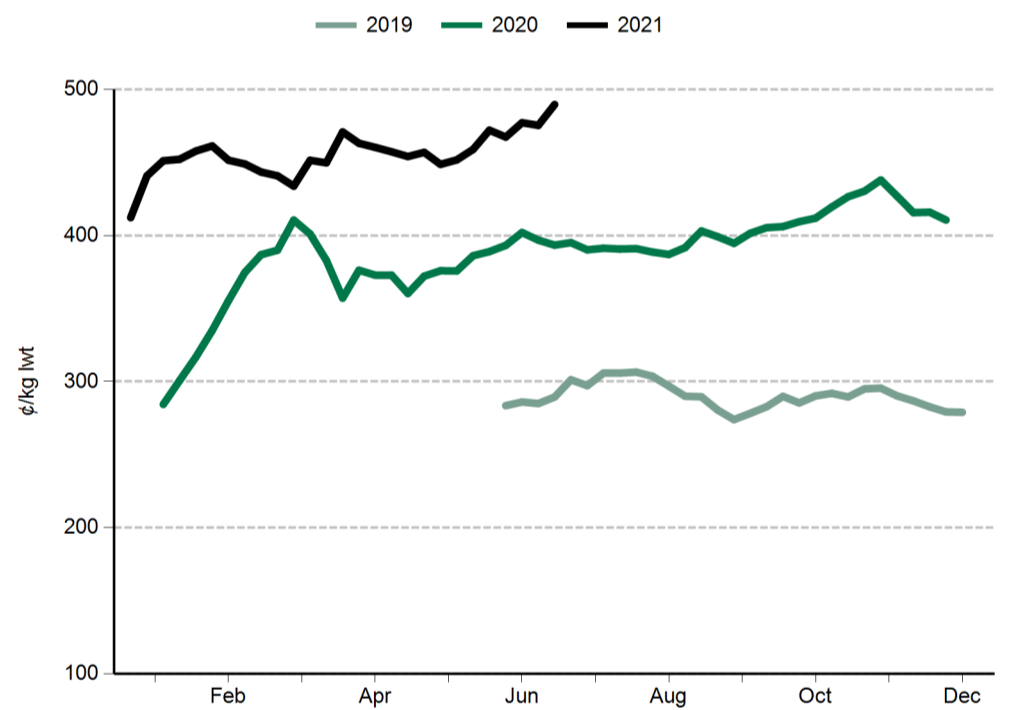
Western Young Cattle Indicator (WYCI)



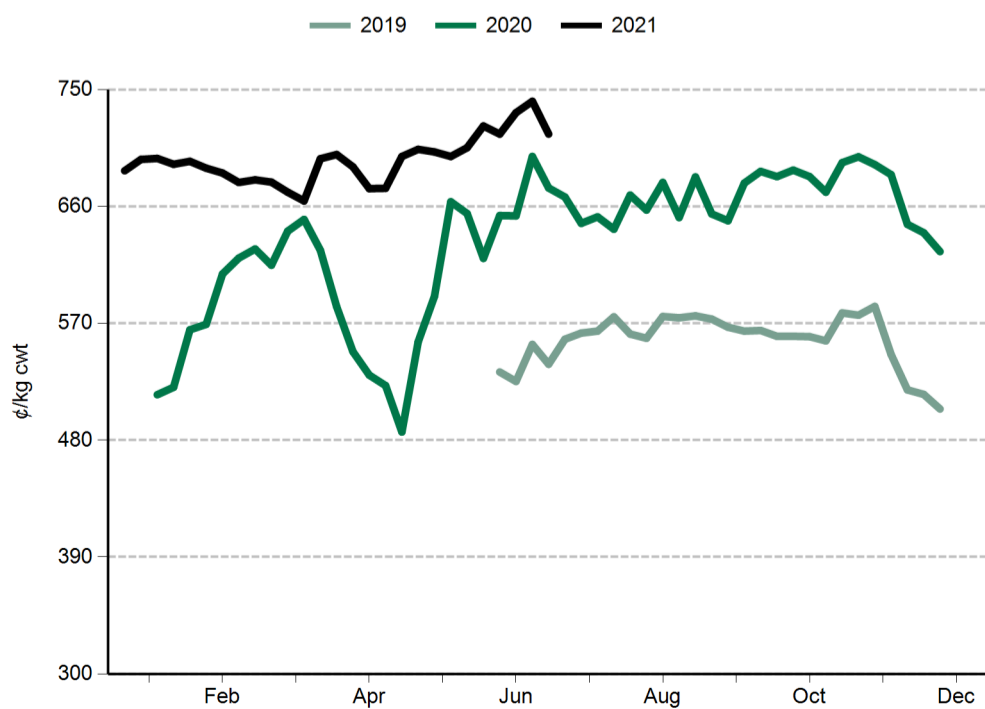
Trade steer



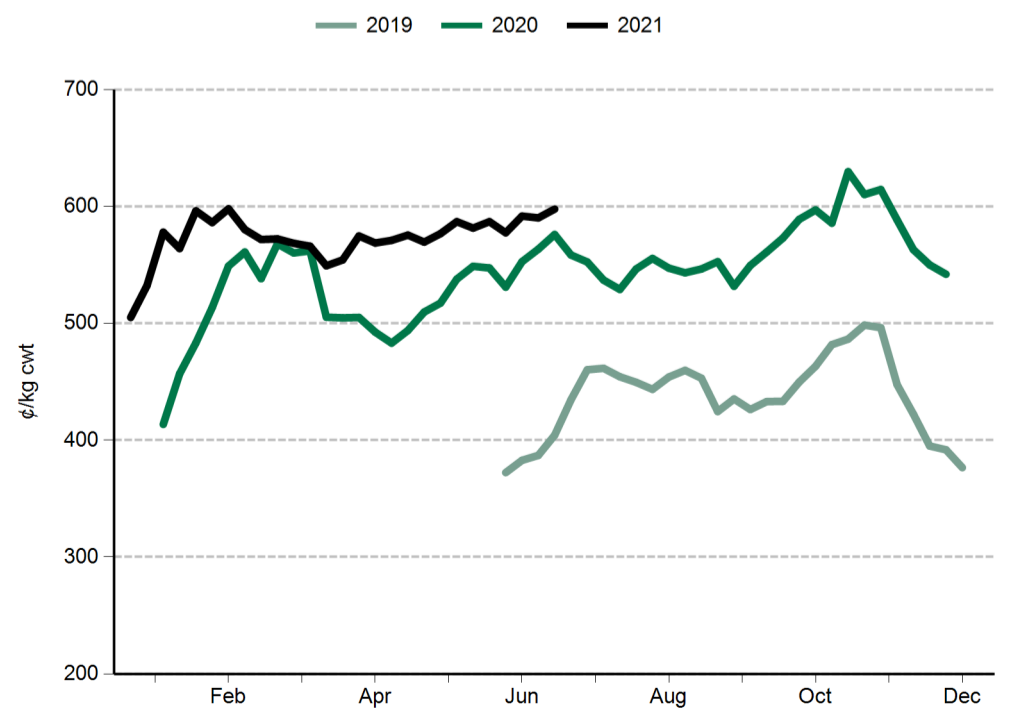
Feeder steer



Heavy steer



Medium cow



Sheep and lamb prices

Eastern States Trade Lamb Indicator (¢/kg cwt)	6 Jul 2021	7 Jul 2020
ESTLI	872	755

National saleyard sheep and lamb indicators (¢/kg cwt)		6 Jul 2021	7 Jul 2020
Merino lamb	16-22kg	778	715
Restocker/feeder lamb	0-18kg	823	793
Light lamb	12-18kg	812	771
Trade lamb	18-22kg	862	759
Heavy lamb	22+kg	849	719
Mutton	18-24kg	698	589

National OTH sheep and lamb indicators (¢/kg cwt)		2 Jul 2021	10 Jul 2020
Medium trade lamb	18-20kg	767	761
Heavy trade lamb	20-22kg	767	761
Heavy lamb	22-24kg	767	756
Mutton	18-24kg	649	563

State saleyard sheep and lamb indicators (¢/kg cwt)		Victoria		NSW		SA		WA		Tasmania	
		6 Jul 2021	7 Jul 2020	6 Jul 2021	7 Jul 2020	6 Jul 2021	7 Jul 2020	6 Jul 2021	7 Jul 2020	6 Jul 2021	7 Jul 2020
Merino lamb	16-22kg	812	686	771	719	749	708	787	803	nq	nq
Restocker/feeder lamb	0-18kg	813	750	903	882	755	782	751	667	972	781
Light lamb	12-18kg	820	719	831	814	736	726	784	775	878	789
Trade lamb	18-22kg	883	738	866	765	775	714	771	797	792	776
Heavy lamb	22+kg	869	730	846	716	808	682	792	838	767	711
Mutton	18-24kg	689	590	719	622	639	517	605	500	699	625

Over-the-hooks sheep and lamb indicators (¢/kg cwt)		Victoria		NSW		SA		WA		Tasmania	
		2 Jul 2021	10 Jul 2020	2 Jul 2021	10 Jul 2020	2 Jul 2021	10 Jul 2020	2 Jul 2021	10 Jul 2020	2 Jul 2021	10 Jul 2020
Medium trade lamb	18-20kg	769	765	735	740	780	773	784	765	nq	nq
Heavy trade lamb	20-22kg	769	765	735	740	780	773	784	765	nq	nq
Heavy lamb	22-24kg	770	760	735	740	780	760	784	765	nq	nq
Mutton	18-24kg	654	583	688	575	638	580	617	513	nq	nq

Live export price quotes (A\$/head)		29 Jun 2021	7 Jul 2020
Live wether	Muchea	nq	nq

Glossary:

cwt – carcase weight

lwt – live weight

OTH – over-the-hooks. Refers to the marketing of cattle/sheep/lambs directly from the farm to an abattoir where a producer is paid for the value of the carcase based on a sliding grid.

CIF – Cost, insurance, freight. The quoted price for the goods including freight and insurance costs delivered to final destination.

C&F – Cost and freight. Refers to the quoted price for the goods, including freight to the delivery point, but not insurance.

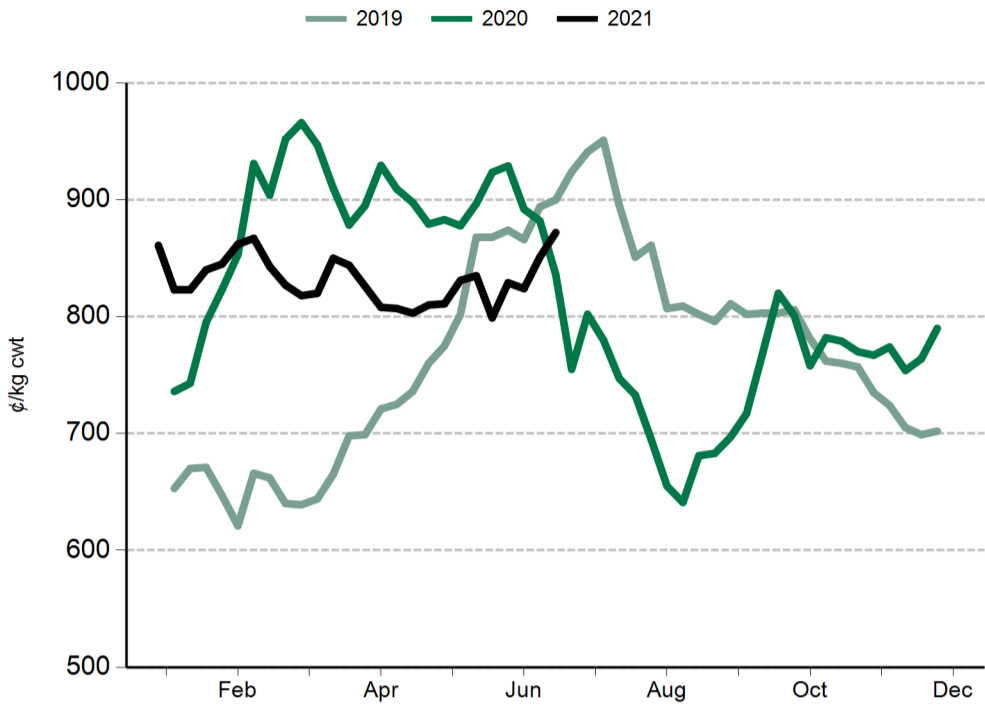
FAS – Free alongside ship. Refers to export price quotes where the seller is obliged to pay warehouse services, packing, inland freight and port charges, but not placement of goods onto the ship. The buyer is obliged to pay overseas freight, charges in foreign port, customs duties, quarantine and delivery to final destination. (See also 'FOB').

EYCI – Eastern Young Cattle Indicator. A seven day rolling average from 24 saleyards across NSW, Victoria and Queensland. It includes vealer and yearling heifers and steers, grade score C2 or C3, with live weight from 200kg.

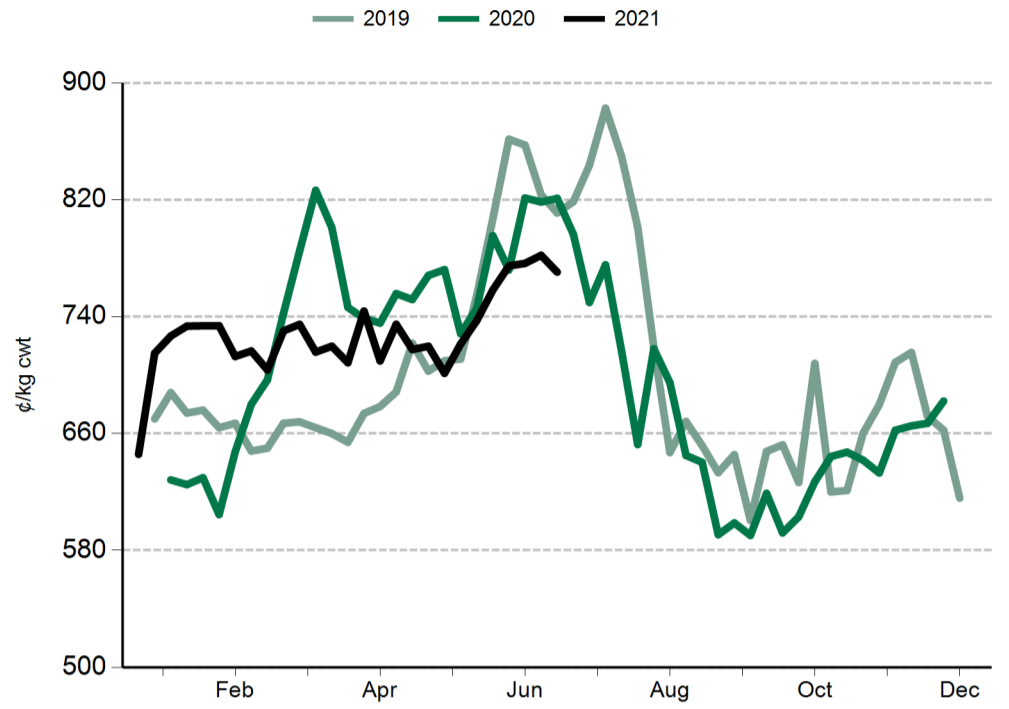
WYCI – Western Young Cattle Indicator. A benchmark of the value of young cattle in WA saleyards. It includes vealer and yearling heifers and steers, grade score C2 or C3, 180kg+ live weight.

All data is collected by MLA's NLRS, unless specified otherwise.

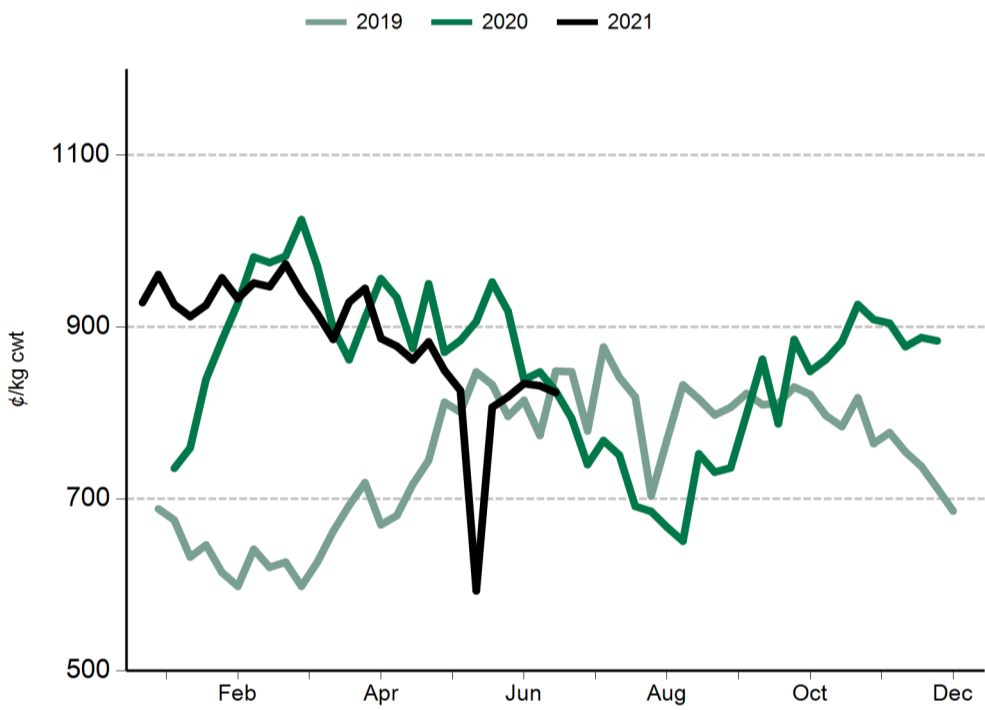
Eastern States Trade Lamb Indicator (ESTLI)



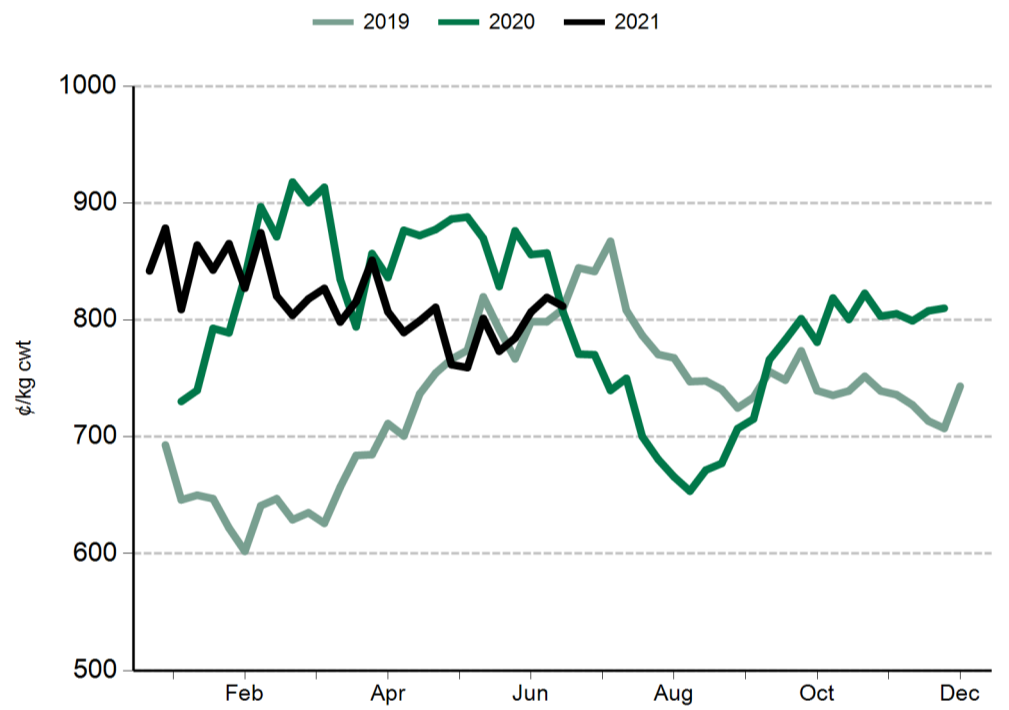
Western Trade Lamb Indicator (WTLI)



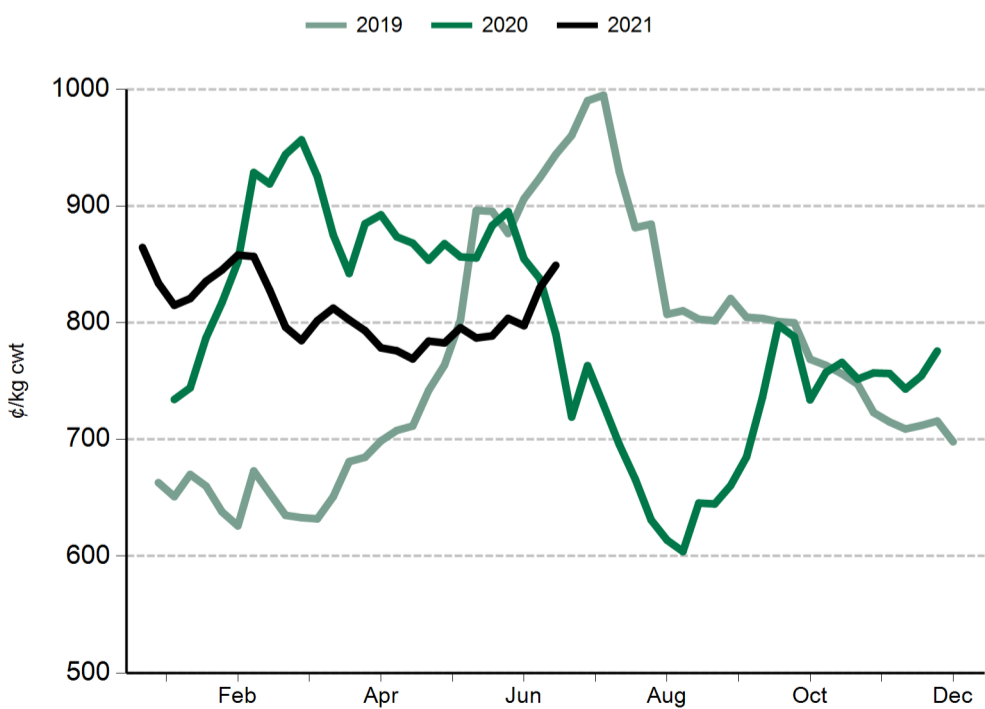
Restocker lamb



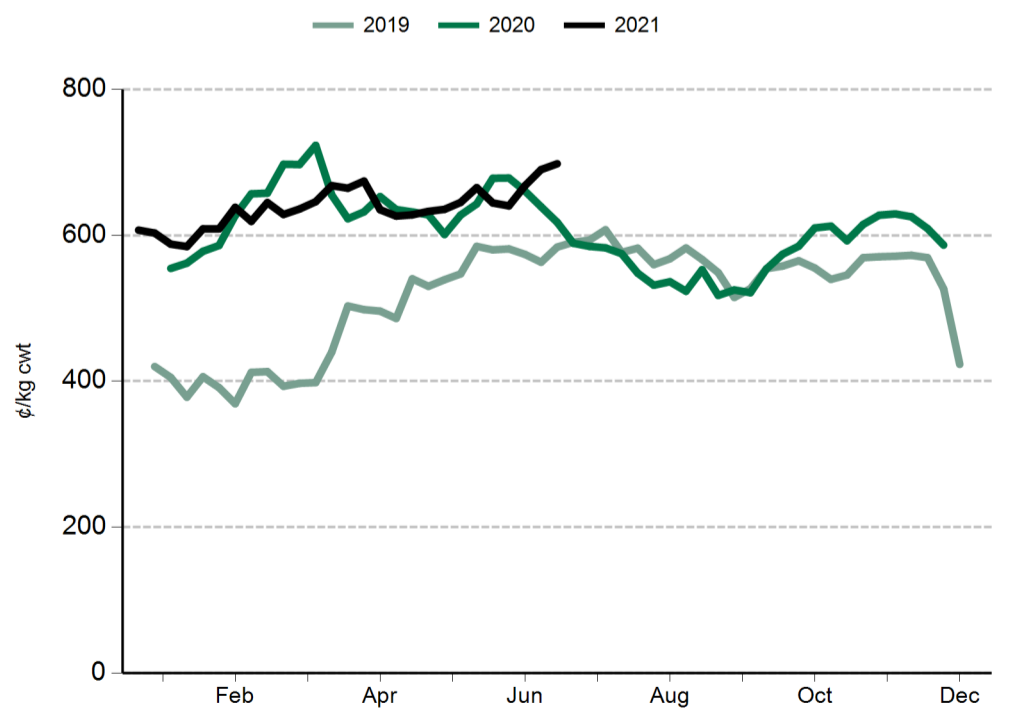
Light lamb



Heavy lamb



Mutton

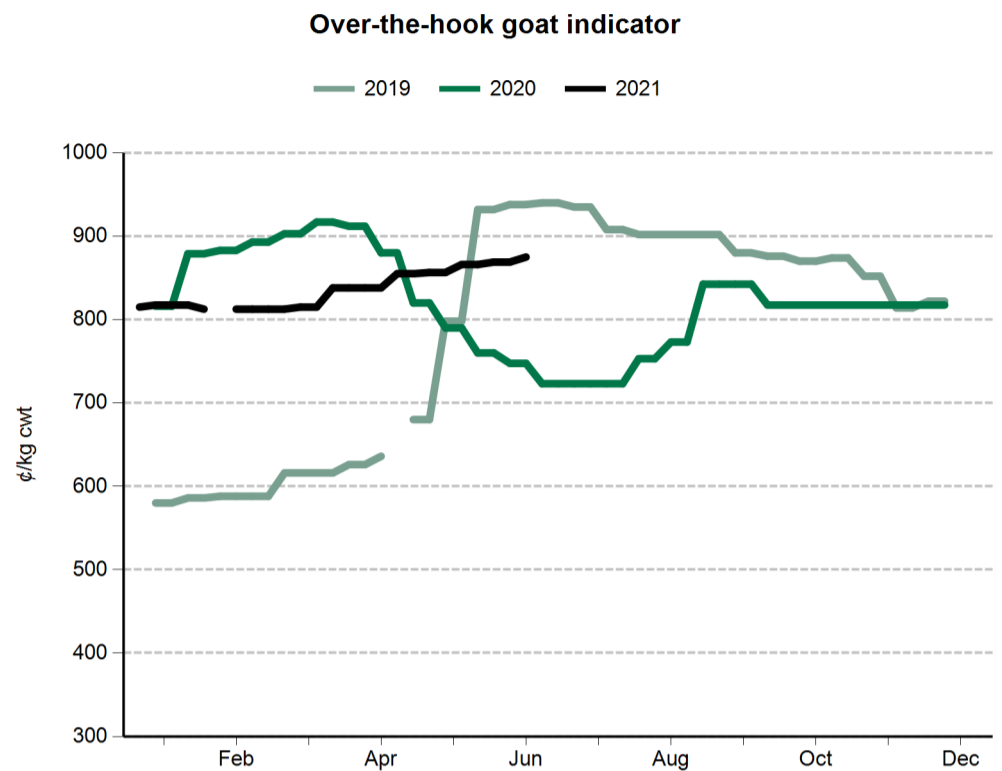


General statistics

Over-the-hooks goat indicators (A¢/kg cwt)		25 Jun 2021	10 Jul 2020
8.1-10kg		nq	723
10.1-12kg		nq	723
12.1-16kg		nq	723
16.1-20kg		nq	723
20.1kg+		nq	723

Skin indicators - Lambs		3 Jul 2020
2" +	16.1 - 20kg	100
	20.1 - 24kg	188
	24.1kg +	288
1" - 2"	16.1 - 20kg	200
	20.1 - 24kg	50
	24.1kg +	163
0.5" - 1"	16.1 - 20kg	nq
	20.1 - 24kg	nq
	24.1kg +	125
New Season	16.1 - 20kg	nq
	20.1 - 24kg	231
	24.1kg +	313

Skin indicators - Merino sheep (average 25 micron)		
1.5" - 2"	16.1 - 20kg	500
	20.1 - 24kg	725
	24.1kg +	825



Grain prices - Darling Downs (A\$/tonne)		25 Jun 2021	3 Jul 2020
Wheat		323	375
Barley		310	330
Sorghum		nq	325

Grain prices - Riverina (A\$/tonne)			
Wheat		300	nq
Barley		255	245

Source: Profarmer Australia

PLEASE NOTE

MLA no longer reports on fodder prices, tallow prices or the EMI on a weekly basis.

These can be accessed separately through these links:

- [Fodder prices \(Dairy Australia\)](#)
- [Tallow prices \(MLA monthly co-product report\)](#)
- [EMI \(AWEX\)](#)

US imported beef prices (CIF)		25 Jun 2021	3 Jul 2020
Bull 95CL	US¢/lb	289.5	237.5
	A¢/kg	848.2	757.8
Cow 90CL	US¢/lb	268.0	217.5
	A¢/kg	785.2	694.0
CC/CF 85CL	US¢/lb	247.5	203.0
	A¢/kg	725.1	647.7
Shank 90CL	US¢/lb	272.5	220.0
	A¢/kg	798.4	702.0
Trim 85CL	US¢/lb	247.0	202.0
	A¢/kg	723.7	644.5
Trim 80CL	US¢/lb	227.0	192.5
	A¢/kg	665.1	614.2
Trim 75CL	US¢/lb	175.0	177.5
	A¢/kg	512.7	566.4
Trim 65CL	US¢/lb	nq	nq
	A¢/kg	nq	nq
Outside flats	US¢/lb	nq	nq
	A¢/kg	nq	nq
Knuckles	US¢/lb	302.5	262.5
	A¢/kg	886.3	837.6
Inside cap off	US¢/lb	377.5	287.5
	A¢/kg	1106.0	917.3

Source: Steiner Consulting Group

