

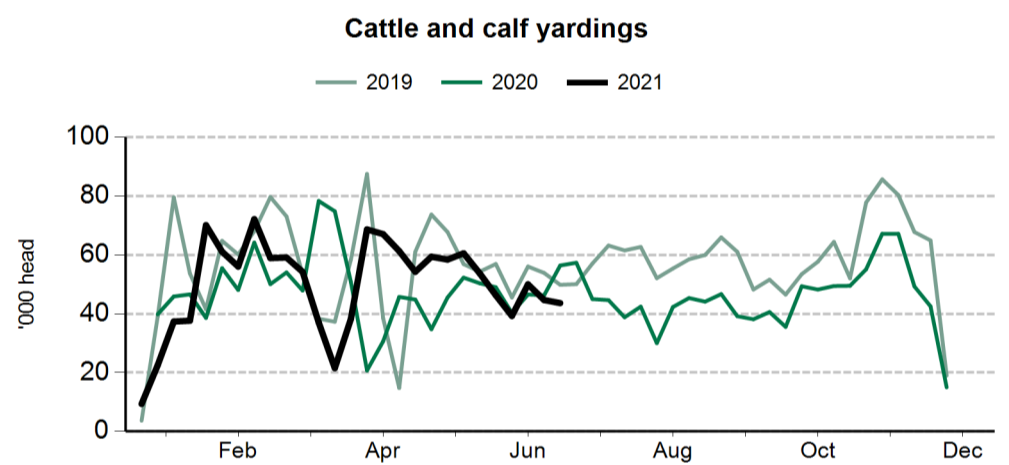
The following weekly statistical summary includes the following information:

- **Livestock movements**.....pages 1-2
 - Cattle yardings
 - Sheep yardings
 - Cattle slaughter
 - Sheep, lamb and goat slaughter
- **Cattle price indicators**.....pages 3-4
 - Saleyard indicators
 - Over-the-hook indicators
 - Live export indicators
- **Sheep and lamb indicators**.....pages 5-6
 - Saleyard indicators
 - Over-the-hook indicators
 - Live export indicators
- **General statistics**.....page 7
 - Over-the-hook goat indicators
 - Skin price indicators
 - Weekly US imported beef indicators

Cattle movements

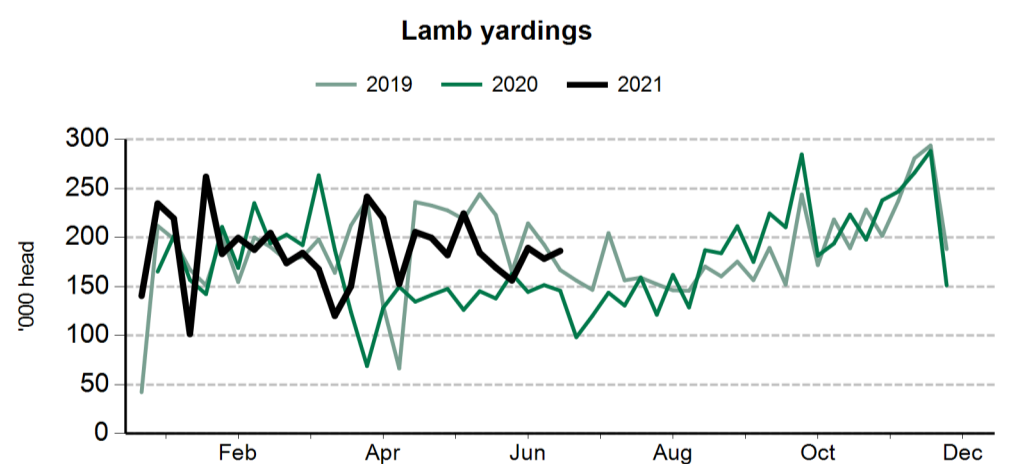
Cattle saleyard throughput		10 Jul 2021	3 Jul 2021	11 Jul 2020
Queensland	Cattle	7,657	12,730	25,215
NSW	Cattle	6,946	12,569	17,582
Victoria	Cattle	4,033	6,360	9,866
SA	Cattle	993	1,344	1,770
WA	Cattle	1,416	1,321	2,736
Tasmania	Cattle	100	55	170

Cattle slaughter		3 Jul 2021	11 Jul 2020
Queensland	Cattle	50,575	60,922
	Calves	218	80
NSW	Cattle	29,142	29,725
	Calves	31	1,310
Victoria	Cattle	12,689	23,205
	Calves	2,614	3,094
SA	Cattle	2,619	3,213
	Calves	1	8
Tasmania	Cattle	4,838	5,003
	Calves	48	9

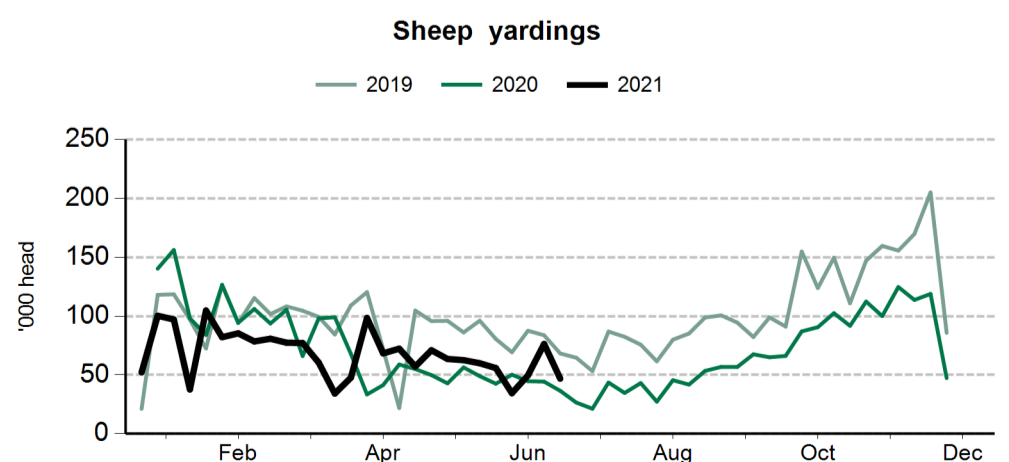


Smallstock movements

Sheep and lamb saleyard throughput		10 Jul 2021	3 Jul 2021	11 Jul 2020
NSW	Lambs	32,285	125,394	64,651
	Sheep	15,280	27,641	15,223
Victoria	Lambs	44,900	43,689	20,832
	Sheep	10,222	14,037	5,575
SA	Lambs	6,251	6,632	5,927
	Sheep	2,298	1,374	2,519
WA	Lambs	4,533	8,475	5,366
	Sheep	1,000	2,800	2,600
Tasmania	Lambs	1,899	1,513	900
	Sheep	1,929	874	450

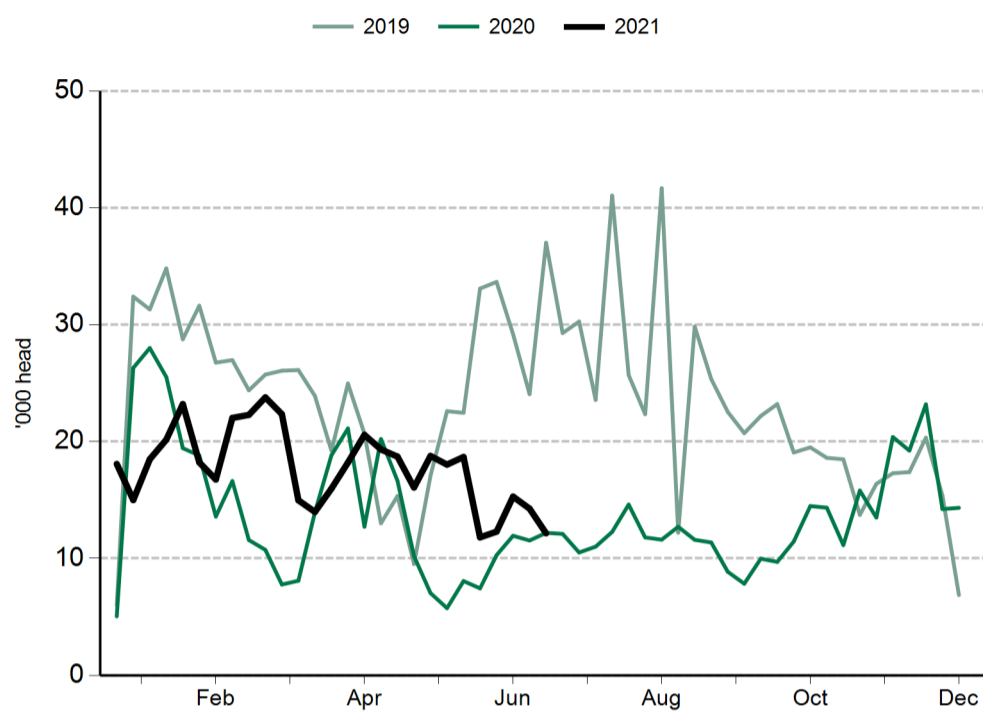


Sheep and lamb slaughter		3 Jul 2021	11 Jul 2020
Queensland	Lambs	607	192
	Sheep	2,488	624
NSW	Lambs	100,263	89,515
	Sheep	15,152	8,618
Victoria	Lambs	178,862	144,330
	Sheep	29,048	23,251
SA	Lambs	26,798	39,129
	Sheep	19	2,413
Tasmania	Lambs	4,832	3,326
	Sheep	647	144

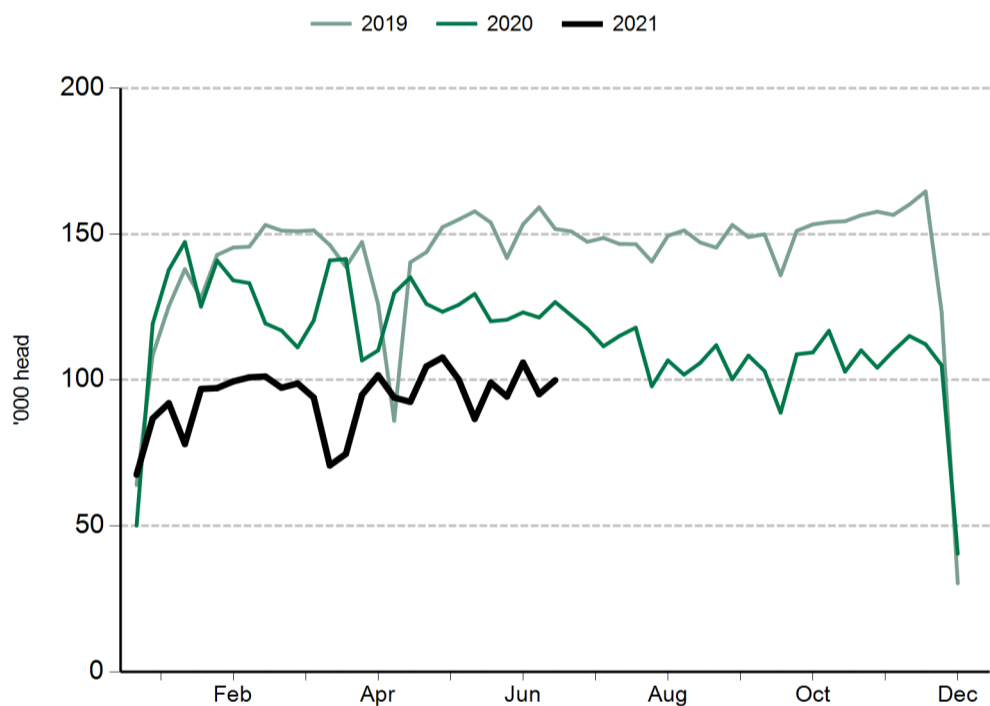


Goat slaughter		3 Jul 2021	11 Jul 2020
Queensland	Goats	6,856	5,436
NSW	Goats	1,552	1,726
Victoria	Goats	3,739	2,708
SA	Goats	0	2,228
Tasmania	Goats	nq	nq

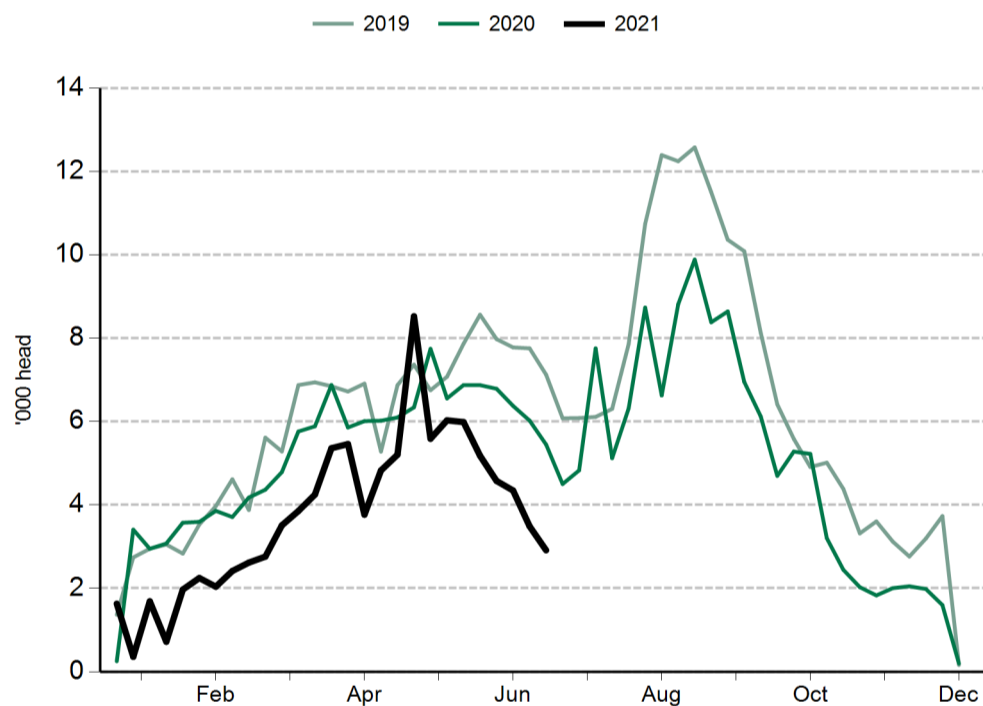
Goat slaughter



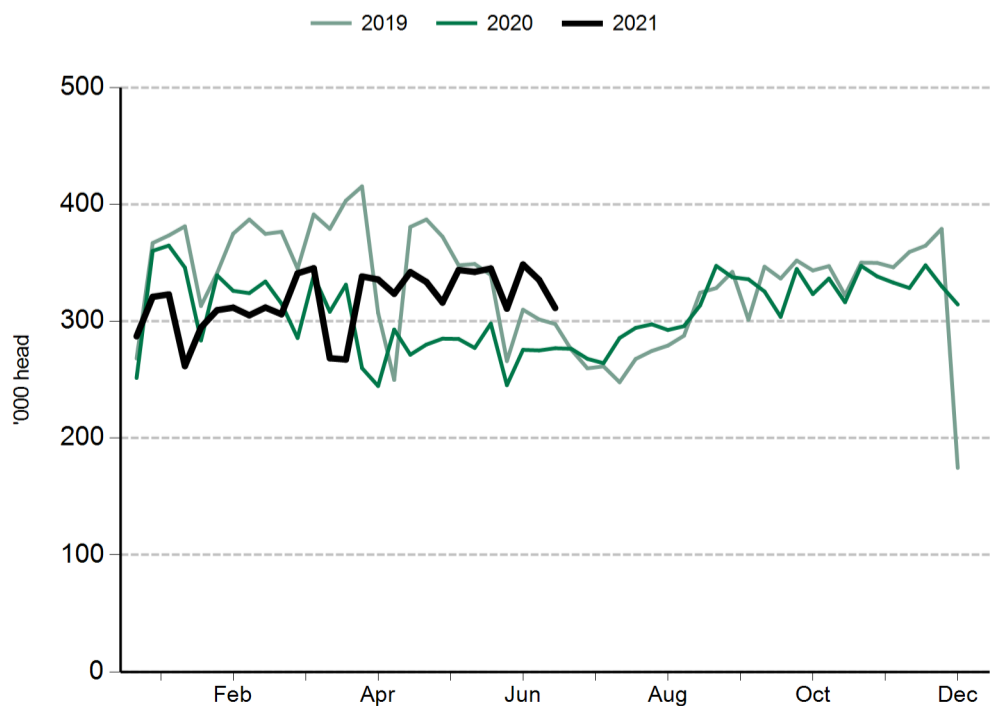
Cattle slaughter



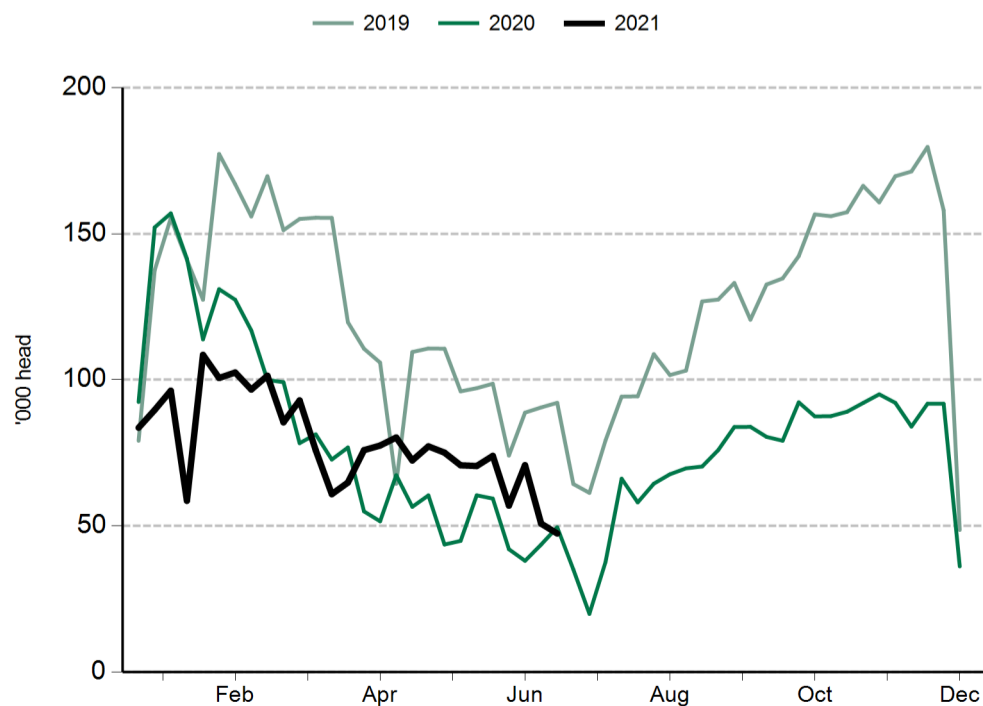
Calf slaughter



Lamb slaughter



Sheep slaughter



Cattle prices

National saleyard indicators	Live weight	Muscle/Fat	Unit	13 Jul 2021	14 Jul 2020
Restocker Steer	200-280kg	C2	¢/kg lwt	582	416
Feeder Steer	330-400kg	C2	¢/kg lwt	509	390
Vealer Steer	280-330kg	C2	¢/kg lwt	558	417
			¢/kg cwt	1062	797
Trade Steer	330-400kg	C3	¢/kg lwt	494	383
			¢/kg cwt	909	705
Medium Steer	400-500kg	C3	¢/kg lwt	413	346
			¢/kg cwt	779	657
Heavy Steer	500-600kg	C4	¢/kg lwt	437	353
			¢/kg cwt	806	647
Medium Cow	400-520kg	D3	¢/kg lwt	301	269
			¢/kg cwt	615	553
Eastern Young Cattle Indicator (EYCI)			¢/kg cwt	975.00	745.25

Eastern states OTH indicators	Carcase weight	Muscle	Unit	9 Jul 2021	17 Jul 2020
Trade steer	240-260kg	A-C	¢/kg cwt	671	595
Medium steer	260-280kg	A-C	¢/kg cwt	680	618
Heavy steer	300-400kg	A-C	¢/kg cwt	688	627
Medium cow	260-280kg	A-E	¢/kg cwt	584	510
MSA trade steer	240-260kg	A-C	¢/kg cwt	672	643

Feeder cattle indicators - paddock sales	Unit	10 Jul 2020
Domestic		
Steers 280-350kg	¢/kg lwt	399
Heifers 280-350kg	¢/kg lwt	358
Export		
Shortfed 100-120 DOF	¢/kg lwt	373
Mediumfed 120-220 DOF	¢/kg lwt	415
Longfed 220+ DOF	¢/kg lwt	330

State saleyard indicators				Queensland		NSW		Victoria		SA		Tasmania	
Category	Live weight	Muscle/Fat	Unit	13 Jul 2021	14 Jul 2020	13 Jul 2021	14 Jul 2020	13 Jul 2021	14 Jul 2020	13 Jul 2021	14 Jul 2020	13 Jul 2021	14 Jul 2020
Restocker Steer	200-280kg	C2	¢/kg lwt	584	417	563	399	nq	363	nq	395	nq	nq
Feeder Steer	330-400kg	C2	¢/kg lwt	501	386	519	396	495	375	380	370	nq	nq
Vealer Steer	280-330kg	C2	¢/kg lwt	571	399	572	425	490	388	516	370	nq	nq
			¢/kg cwt	1098	726	1079	802	916	726	1032	740	nq	nq
Trade Steer	330-400kg	C3	¢/kg lwt	nq	nq	505	397	479	370	486	366	nq	nq
			¢/kg cwt	nq	nq	919	732	893	674	902	723	nq	nq
Medium Steer	400-500kg	C3	¢/kg lwt	388	344	397	338	449	340	491	364	nq	312
			¢/kg cwt	722	647	737	632	846	643	982	718	nq	578
Heavy Steer	500-600kg	C4	¢/kg lwt	377	338	452	355	436	366	nq	nq	nq	nq
			¢/kg cwt	676	609	837	657	808	663	nq	nq	nq	nq
Medium Cow	400-520kg	D3	¢/kg lwt	294	266	312	275	317	280	nq	nq	322	nq
			¢/kg cwt	601	546	641	574	668	578	nq	nq	671	nq

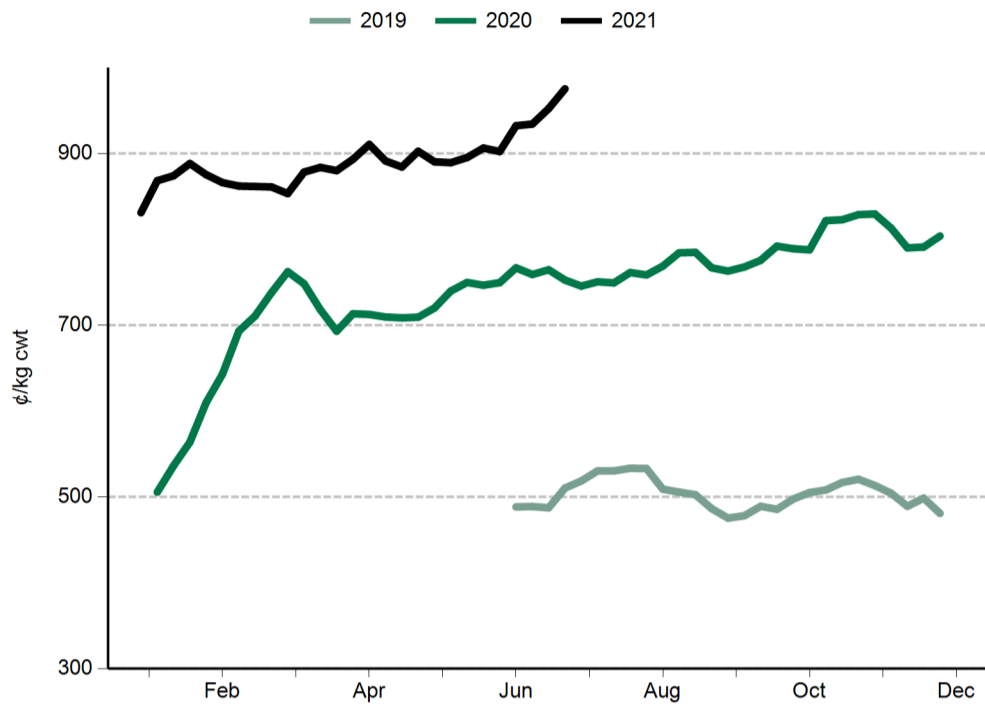
State over-the-hooks indicators				Queensland		NSW		Victoria		SA		Tasmania	
Category	Carcase weight	Muscle	Unit	9 Jul 2021	17 Jul 2020	9 Jul 2021	17 Jul 2020	9 Jul 2021	17 Jul 2020	9 Jul 2021	17 Jul 2020	9 Jul 2021	17 Jul 2020
Trade steer	240-260kg	A-C	¢/kg cwt	680	630	688	594	724	650	nq	nq	591	507
Medium steer	260-280kg	A-C	¢/kg cwt	677	628	690	589	725	637	nq	nq	630	nq
Heavy steer	300-400kg	A-C	¢/kg cwt	688	638	703	599	731	643	nq	nq	630	nq
Medium cow	260-280kg	A-E	¢/kg cwt	608	535	589	519	556	502	624	527	545	467
MSA trade steer	240-260kg	A-C	¢/kg cwt	686	648	684	639	nq	nq	645	nq	nq	nq

WA saleyard indicators	Unit	13 Jul 2021	14 Jul 2020
WYCI	¢/kg cwt	964	764
Medium Steer	¢/kg lwt	445	352
Medium Cow	¢/kg lwt	320	265

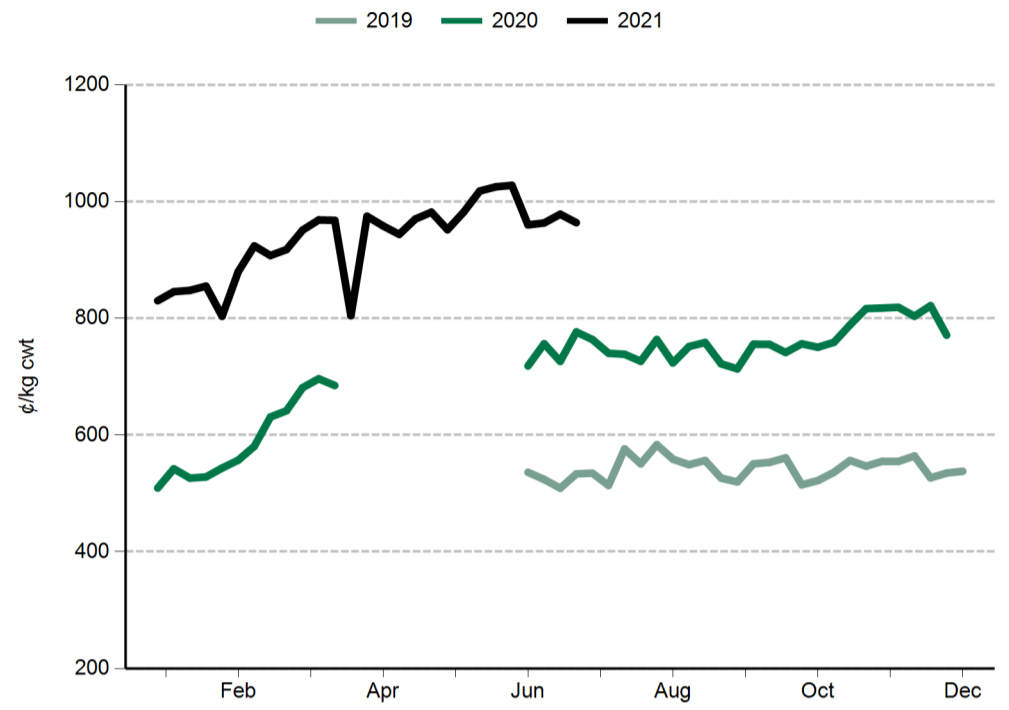
WA over-the-hooks indicators	Unit	17 Jul 2020
Grassfed yearling	¢/kg cwt	565
Grainfed yearling	¢/kg cwt	565
MSA yearling	¢/kg cwt	590

Live Export Price Quotes			Unit	2 Jul 2021	10 Jul 2020
Light Steer	260 - 360 kg	Townsville	¢/kg lwt	400	nq
	260 - 360 kg	Darwin	¢/kg lwt	nq	355
Light Heifer	260 - 360 kg	Townsville	¢/kg lwt	375	nq
	260 - 360 kg	Darwin	¢/kg lwt	nq	325

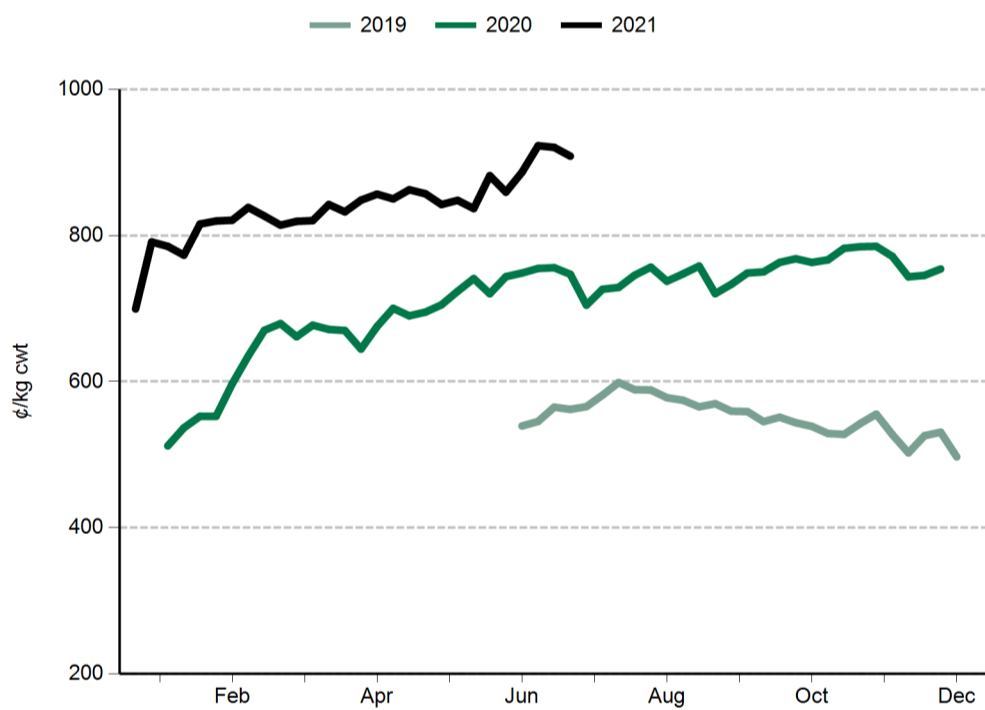
Eastern Young Cattle Indicator (EYCI)



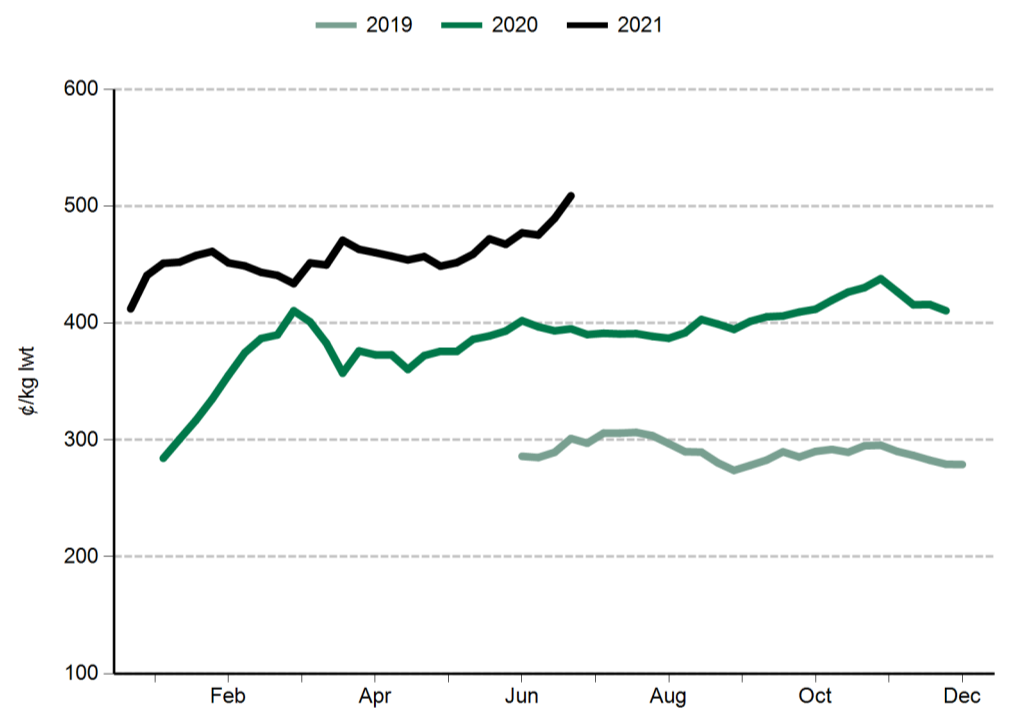
Western Young Cattle Indicator (WYCI)



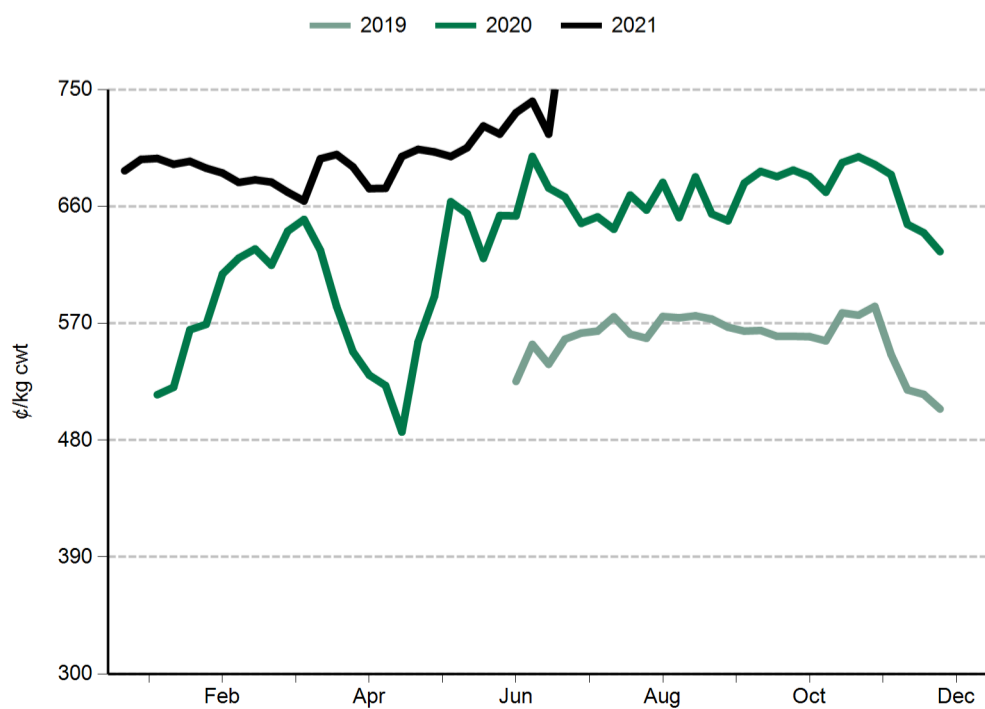
Trade steer



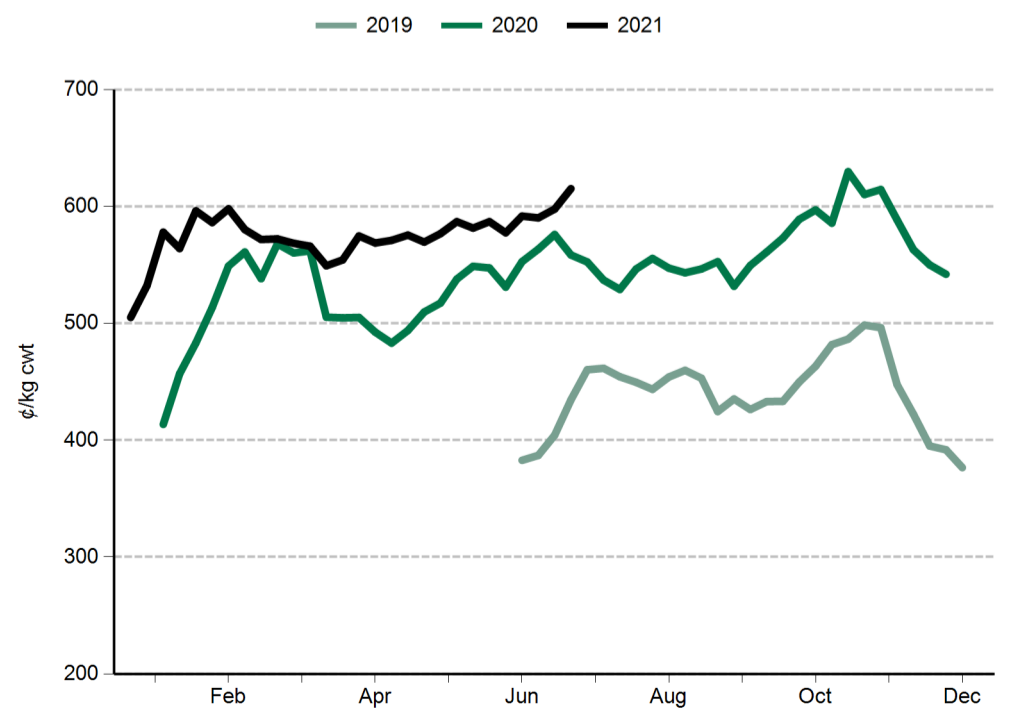
Feeder steer



Heavy steer



Medium cow



Sheep and lamb prices

Eastern States Trade Lamb Indicator (¢/kg cwt)	13 Jul 2021	14 Jul 2020
ESTLI	881	802

National saleyard sheep and lamb indicators (¢/kg cwt)		13 Jul 2021	14 Jul 2020
Merino lamb	16-22kg	779	758
Restocker/feeder lamb	0-18kg	907	740
Light lamb	12-18kg	830	770
Trade lamb	18-22kg	867	795
Heavy lamb	22+kg	858	763
Mutton	18-24kg	691	585

National OTH sheep and lamb indicators (¢/kg cwt)		9 Jul 2021	17 Jul 2020
Medium trade lamb	18-20kg	772	749
Heavy trade lamb	20-22kg	772	749
Heavy lamb	22-24kg	770	753
Mutton	18-24kg	654	556

State saleyard sheep and lamb indicators (¢/kg cwt)		Victoria		NSW		SA		WA		Tasmania	
		13 Jul 2021	14 Jul 2020	13 Jul 2021	14 Jul 2020	13 Jul 2021	14 Jul 2020	13 Jul 2021	14 Jul 2020	13 Jul 2021	14 Jul 2020
Merino lamb	16-22kg	778	740	781	766	760	745	777	750	nq	nq
Restocker/feeder lamb	0-18kg	908	715	962	935	861	nq	690	585	833	820
Light lamb	12-18kg	843	773	850	834	766	770	758	706	782	782
Trade lamb	18-22kg	878	789	885	811	787	725	783	750	828	731
Heavy lamb	22+kg	876	786	858	762	786	707	798	740	789	670
Mutton	18-24kg	683	570	709	618	627	561	594	463	715	630

Over-the-hooks sheep and lamb indicators (¢/kg cwt)		Victoria		NSW		SA		WA		Tasmania	
		9 Jul 2021	17 Jul 2020	9 Jul 2021	17 Jul 2020	9 Jul 2021	17 Jul 2020	9 Jul 2021	17 Jul 2020	9 Jul 2021	17 Jul 2020
Medium trade lamb	18-20kg	783	743	735	725	797	763	nq	765	nq	nq
Heavy trade lamb	20-22kg	783	743	735	725	797	763	nq	765	nq	nq
Heavy lamb	22-24kg	778	760	735	725	797	760	nq	765	nq	nq
Mutton	18-24kg	666	570	680	575	648	567	623	513	nq	nq

Live export price quotes (A\$/head)		6 Jul 2021	14 Jul 2020
Live wether	Muchea	nq	nq

Glossary:

cwt – carcase weight

lwt – live weight

OTH – over-the-hooks. Refers to the marketing of cattle/sheep/lambs directly from the farm to an abattoir where a producer is paid for the value of the carcase based on a sliding grid.

CIF – Cost, insurance, freight. The quoted price for the goods including freight and insurance costs delivered to final destination.

C&F – Cost and freight. Refers to the quoted price for the goods, including freight to the delivery point, but not insurance.

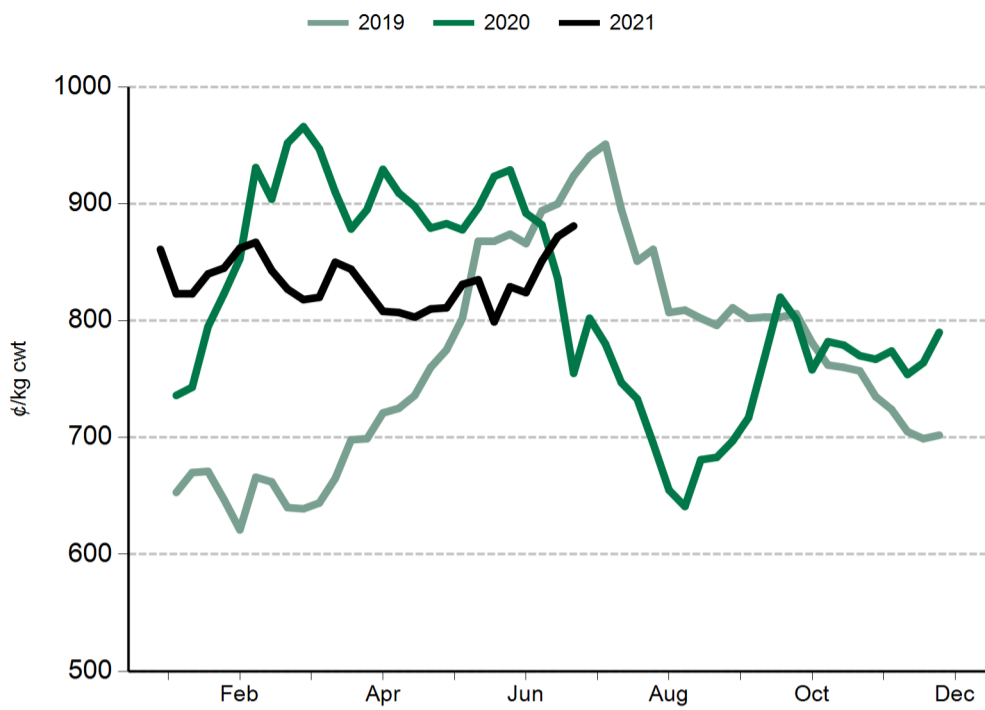
FAS – Free alongside ship. Refers to export price quotes where the seller is obliged to pay warehouse services, packing, inland freight and port charges, but not placement of goods onto the ship. The buyer is obliged to pay overseas freight, charges in foreign port, customs duties, quarantine and delivery to final destination. (See also 'FOB').

EYCI – Eastern Young Cattle Indicator. A seven day rolling average from 24 saleyards across NSW, Victoria and Queensland. It includes vealer and yearling heifers and steers, grade score C2 or C3, with live weight from 200kg.

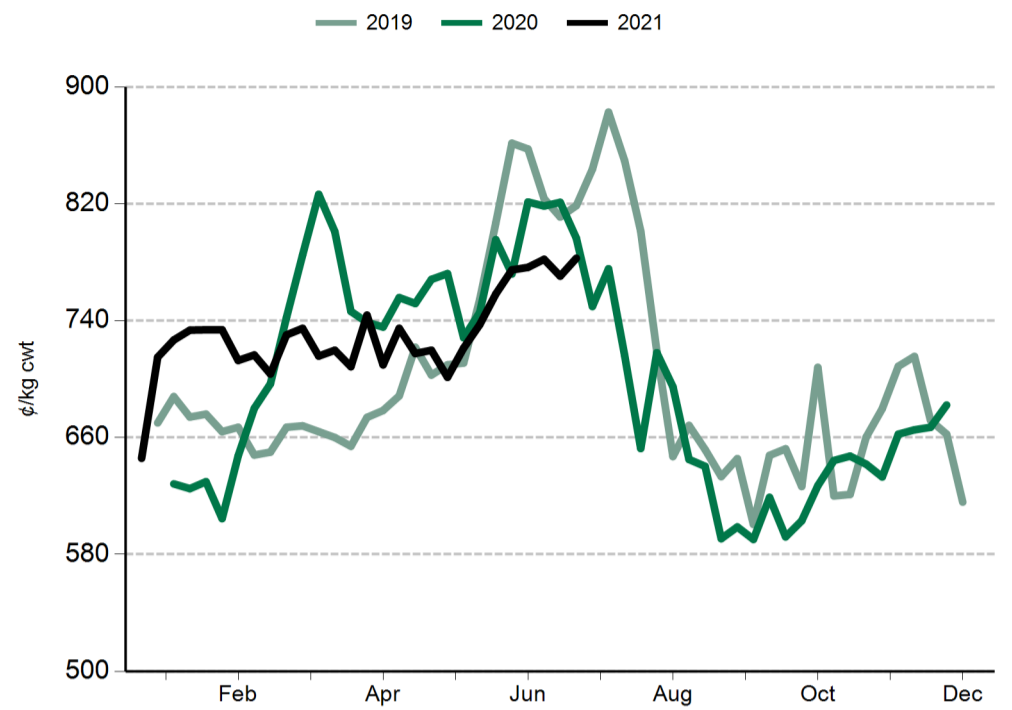
WYCI – Western Young Cattle Indicator. A benchmark of the value of young cattle in WA saleyards. It includes vealer and yearling heifers and steers, grade score C2 or C3, 180kg+ live weight.

All data is collected by MLA's NLRS, unless specified otherwise.

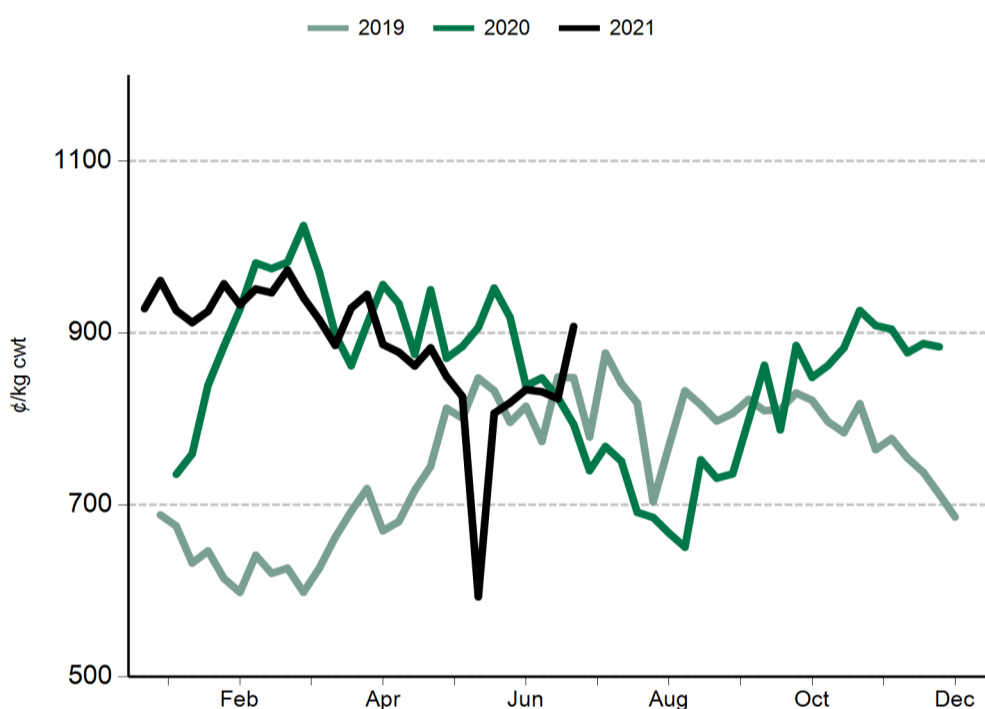
Eastern States Trade Lamb Indicator (ESTLI)



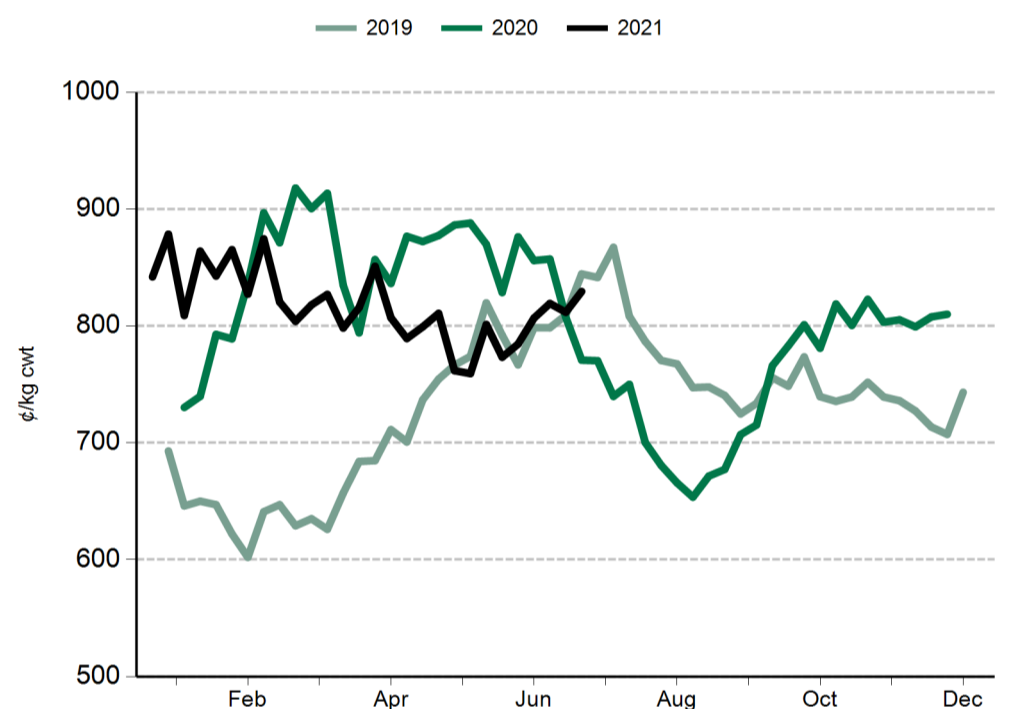
Western Trade Lamb Indicator (WTLI)



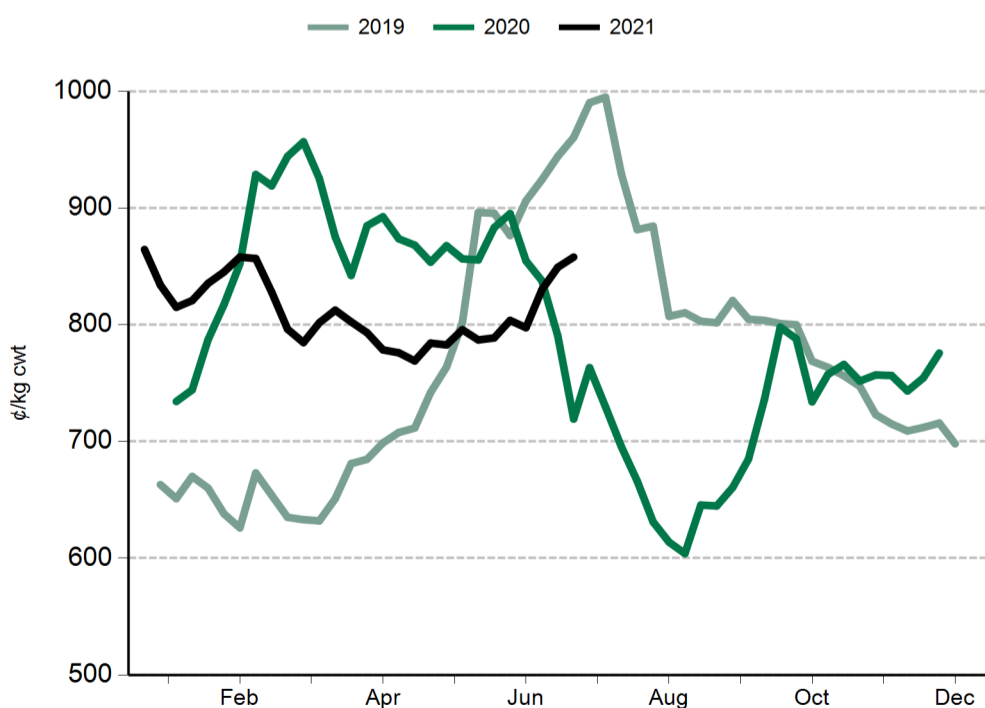
Restocker lamb



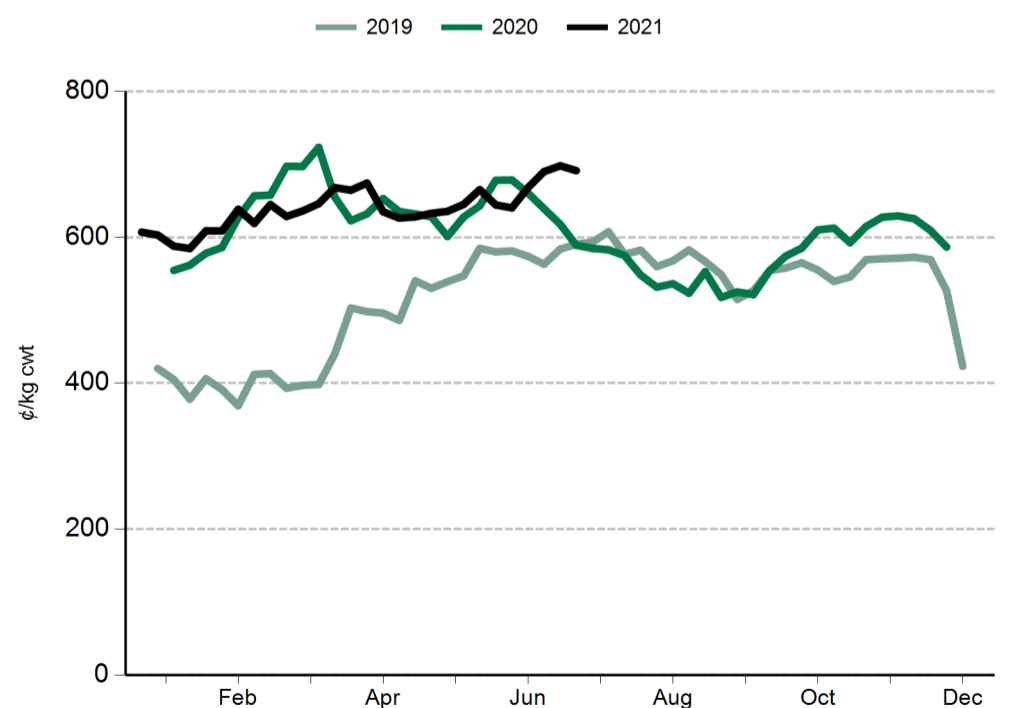
Light lamb



Heavy lamb

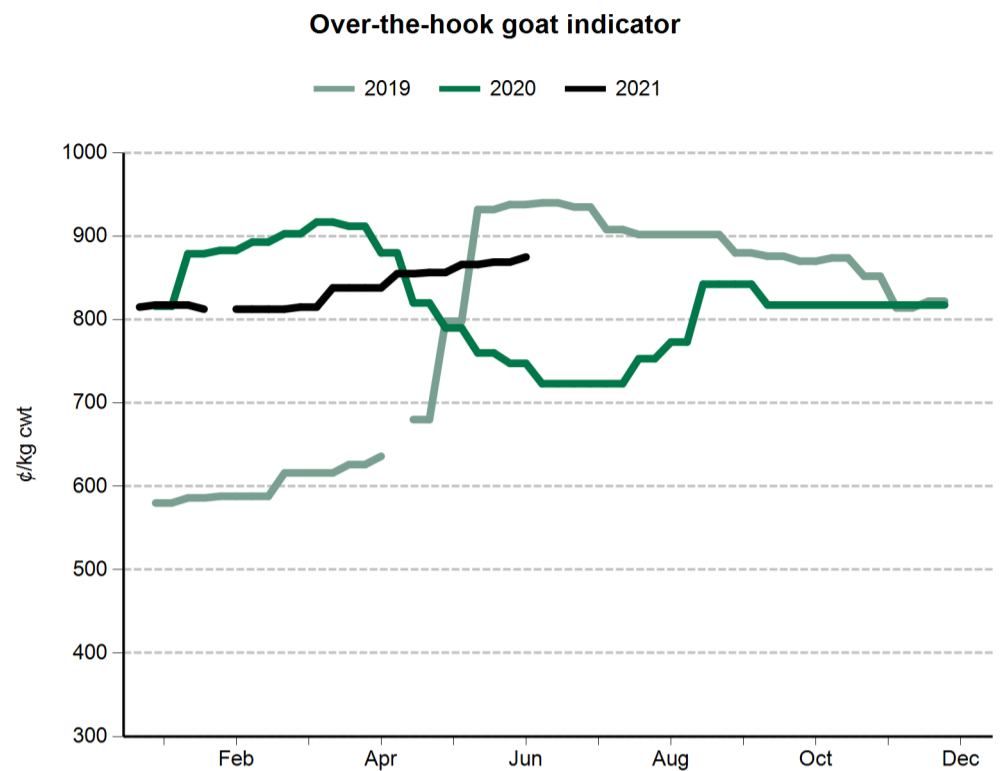


Mutton



General statistics

Over-the-hooks goat indicators (A¢/kg cwt)		17 Jul 2020
8.1-10kg		723
10.1-12kg		723
12.1-16kg		723
16.1-20kg		723
20.1kg+		723
Skin indicators - Lambs		10 Jul 2020
2" +	16.1 - 20kg	100
	20.1 - 24kg	188
	24.1kg +	288
1" - 2"	16.1 - 20kg	200
	20.1 - 24kg	50
	24.1kg +	163
0.5" - 1"	16.1 - 20kg	nq
	20.1 - 24kg	nq
	24.1kg +	125
New Season	16.1 - 20kg	nq
	20.1 - 24kg	231
	24.1kg +	313
Skin indicators - Merino sheep (average 25 micron)		
1.5" - 2"	16.1 - 20kg	500
	20.1 - 24kg	725
	24.1kg +	825



Grain prices - Darling Downs (A\$/tonne)	2 Jul 2021	10 Jul 2020
Wheat	317	385
Barley	300	330
Sorghum	nq	325
Grain prices - Riverina (A\$/tonne)		
Wheat	295	nq
Barley	240	246

Source: Profarmer Australia

PLEASE NOTE

MLA no longer reports on fodder prices, tallow prices or the EMI on a weekly basis.

These can be accessed separately through these links:

- [Fodder prices \(Dairy Australia\)](#)
- [Tallow prices \(MLA monthly co-product report\)](#)
- [EMI \(AWEX\)](#)

US imported beef prices (CIF)		2 Jul 2021	10 Jul 2020
Bull 95CL	US¢/lb	290.0	239.0
	A¢/kg	853.8	757.4
Cow 90CL	US¢/lb	268.5	216.0
	A¢/kg	790.5	684.5
CC/CF 85CL	US¢/lb	247.0	196.5
	A¢/kg	727.2	622.7
Shank 90CL	US¢/lb	272.5	217.0
	A¢/kg	802.3	687.7
Trim 85CL	US¢/lb	245.5	196.5
	A¢/kg	722.8	622.7
Trim 80CL	US¢/lb	228.5	191.5
	A¢/kg	672.7	606.8
Trim 75CL	US¢/lb	175.0	181.0
	A¢/kg	515.2	573.6
Trim 65CL	US¢/lb	nq	nq
	A¢/kg	nq	nq
Outside flats	US¢/lb	nq	nq
	A¢/kg	nq	nq
Knuckles	US¢/lb	295.0	262.5
	A¢/kg	868.5	831.8
Inside cap off	US¢/lb	382.5	291.5
	A¢/kg	1126.1	923.7

Source: Steiner Consulting Group

