

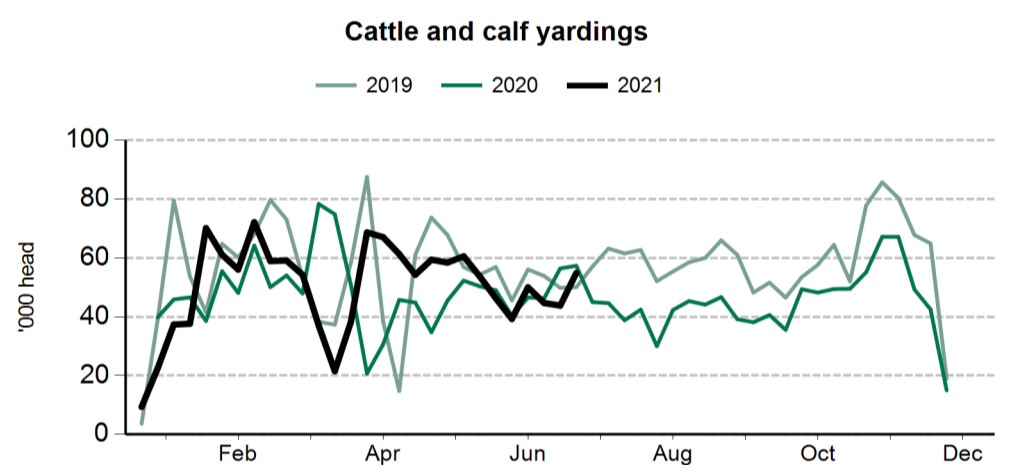
The following weekly statistical summary includes the following information:

- **Livestock movements**.....pages 1-2
 - Cattle yardings
 - Sheep yardings
 - Cattle slaughter
 - Sheep, lamb and goat slaughter
- **Cattle price indicators**.....pages 3-4
 - Saleyard indicators
 - Over-the-hook indicators
 - Live export indicators
- **Sheep and lamb indicators**.....pages 5-6
 - Saleyard indicators
 - Over-the-hook indicators
 - Live export indicators
- **General statistics**.....page 7
 - Over-the-hook goat indicators
 - Skin price indicators
 - Weekly US imported beef indicators

Cattle movements

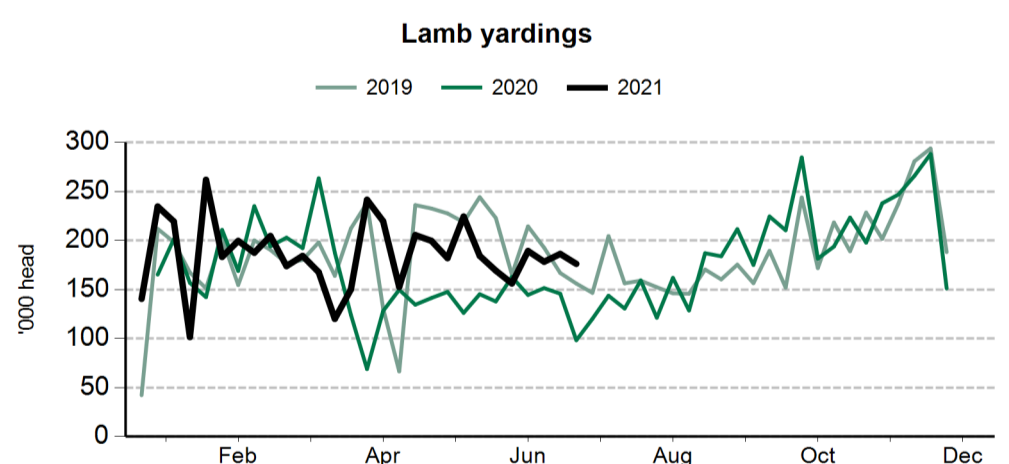
Cattle saleyard throughput		16 Jul 2021	9 Jul 2021	17 Jul 2020
Queensland	Cattle	9,484	20,416	19,831
NSW	Cattle	5,878	11,083	11,206
Victoria	Cattle	3,208	7,462	8,931
SA	Cattle	641	1,455	2,348
WA	Cattle	997	1,801	2,498
Tasmania	Cattle	85	100	175

Cattle slaughter		9 Jul 2021	17 Jul 2020
Queensland	Cattle	50,094	59,920
	Calves	592	105
NSW	Cattle	26,560	30,758
	Calves	27	1,693
Victoria	Cattle	11,361	18,611
	Calves	2,471	3,010
SA	Cattle	2,616	3,267
	Calves	22	9
Tasmania	Cattle	4,595	4,960
	Calves	5	12

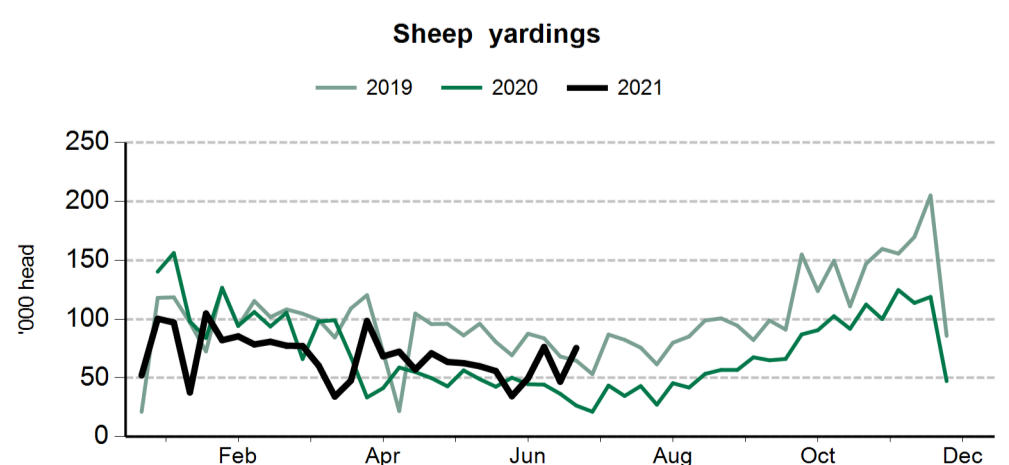


Smallstock movements

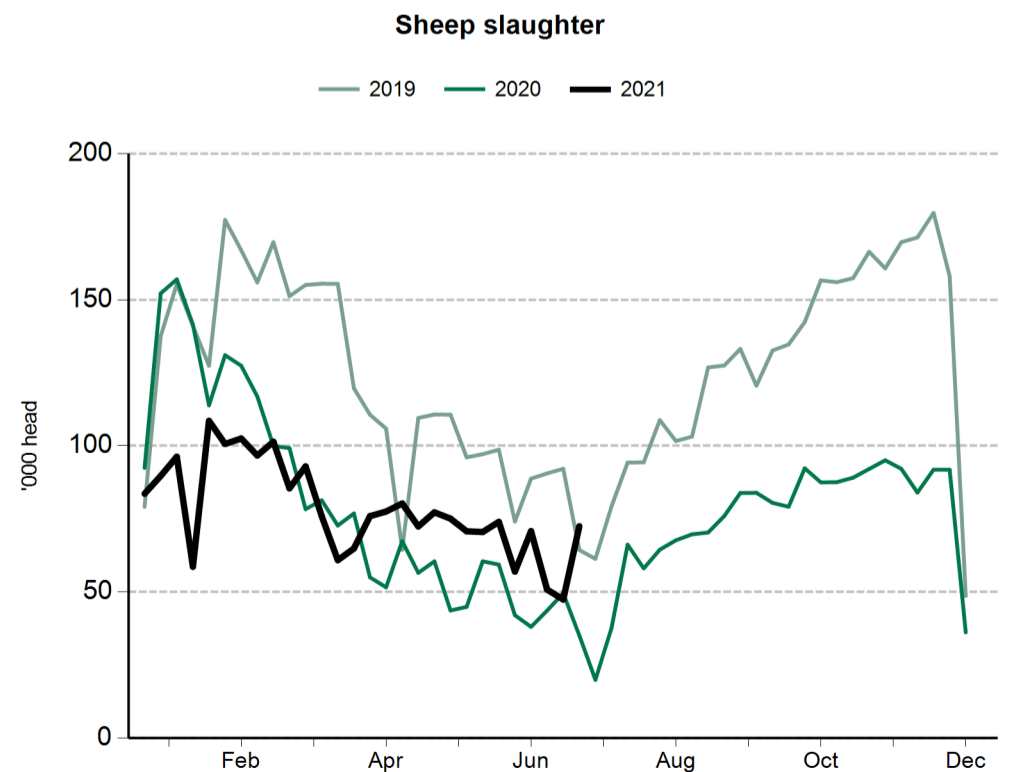
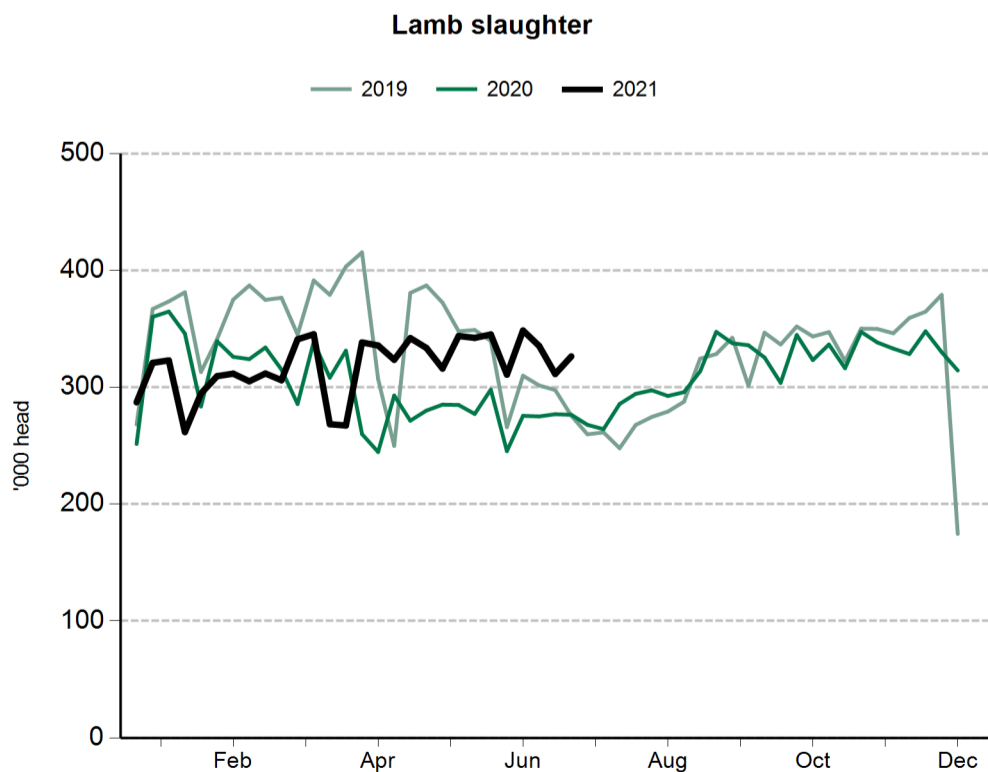
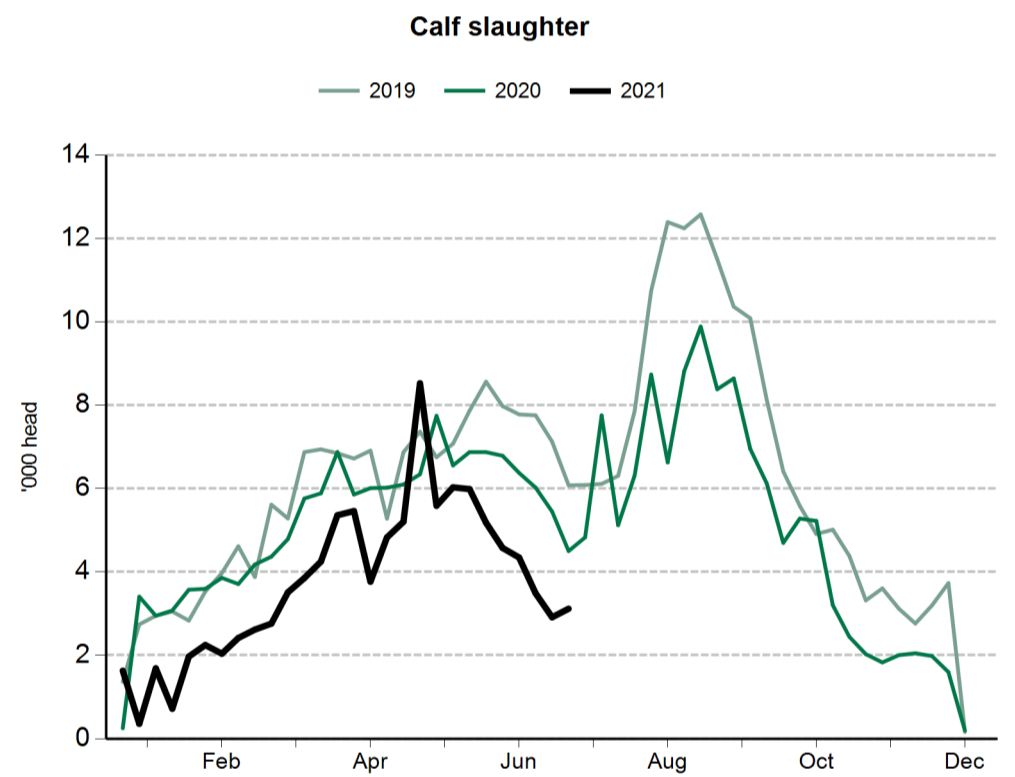
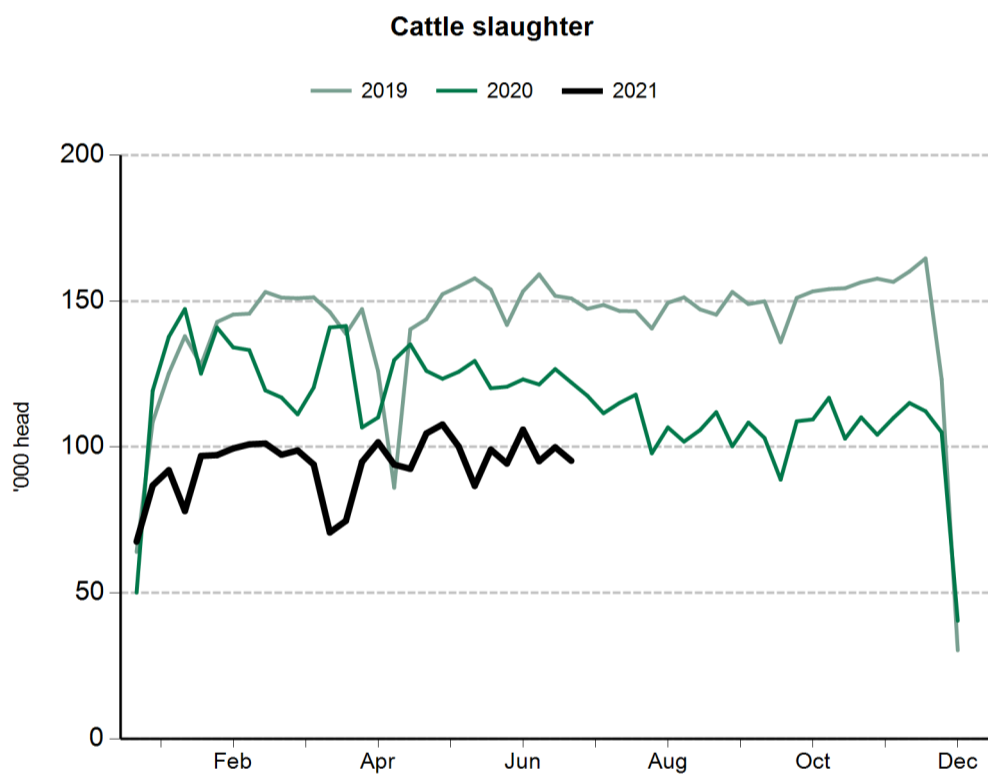
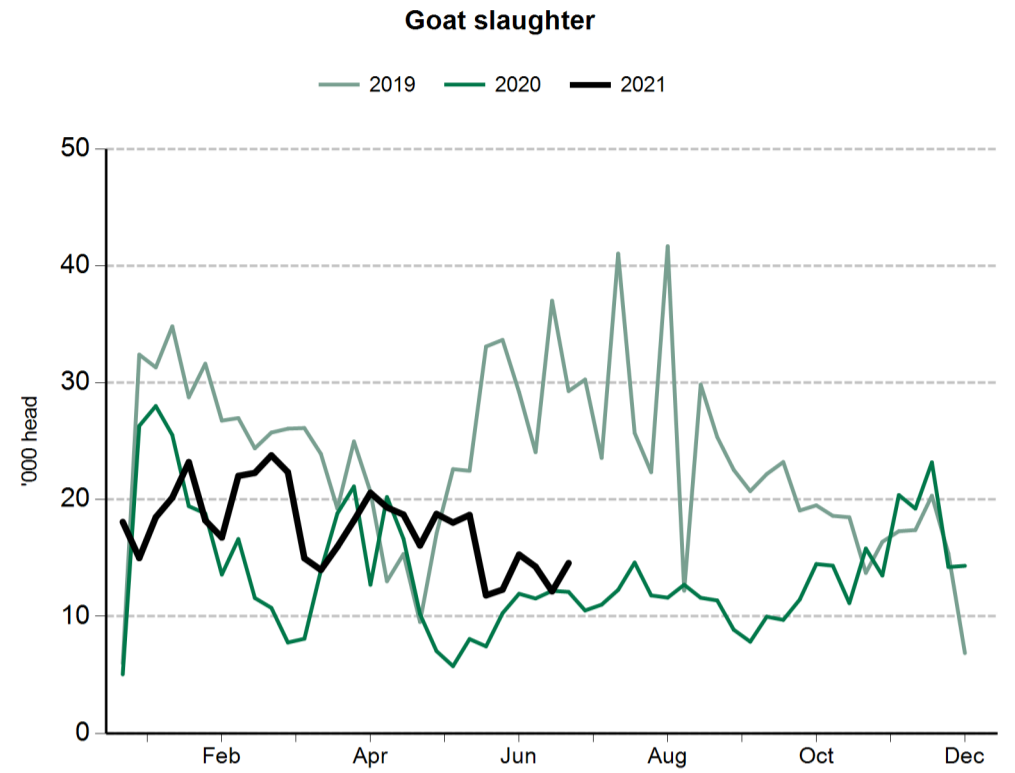
Sheep and lamb saleyard throughput		16 Jul 2021	9 Jul 2021	17 Jul 2020
NSW	Lambs	56,390	107,356	91,968
	Sheep	14,646	53,401	13,400
Victoria	Lambs	25,974	53,731	16,136
	Sheep	8,487	15,665	2,859
SA	Lambs	6,981	6,251	4,925
	Sheep	1,449	2,298	1,747
WA	Lambs	5,600	6,361	5,097
	Sheep	2,749	2,000	2,400
Tasmania	Lambs	471	1,899	1,500
	Sheep	471	1,929	850



Sheep and lamb slaughter		9 Jul 2021	17 Jul 2020
Queensland	Lambs	571	261
	Sheep	2,929	1,080
NSW	Lambs	117,091	88,125
	Sheep	36,178	7,886
Victoria	Lambs	175,110	130,708
	Sheep	32,464	7,806
SA	Lambs	28,472	45,693
	Sheep	38	2,497
Tasmania	Lambs	5,224	3,111
	Sheep	826	576



Goat slaughter		9 Jul 2021	17 Jul 2020
Queensland	Goats	4,152	5,158
NSW	Goats	1,707	1,043
Victoria	Goats	8,012	2,395
SA	Goats	693	1,911
Tasmania	Goats	nq	nq



Cattle prices

National saleyard indicators	Live weight	Muscle/Fat	Unit	20 Jul 2021	21 Jul 2020
Restocker Steer	200-280kg	C2	¢/kg lwt	596	423
Feeder Steer	330-400kg	C2	¢/kg lwt	509	391
Vealer Steer	280-330kg	C2	¢/kg lwt	540	394
			¢/kg cwt	1034	745
Trade Steer	330-400kg	C3	¢/kg lwt	497	389
			¢/kg cwt	916	726
Medium Steer	400-500kg	C3	¢/kg lwt	440	330
			¢/kg cwt	816	623
Heavy Steer	500-600kg	C4	¢/kg lwt	426	357
			¢/kg cwt	782	652
Medium Cow	400-520kg	D3	¢/kg lwt	307	263
			¢/kg cwt	627	537
Eastern Young Cattle Indicator (EYCI)			¢/kg cwt	996.00	750.25

Eastern states OTH indicators	Carcase weight	Muscle	Unit	16 Jul 2021	24 Jul 2020
Trade steer	240-260kg	A-C	¢/kg cwt	671	593
Medium steer	260-280kg	A-C	¢/kg cwt	681	617
Heavy steer	300-400kg	A-C	¢/kg cwt	688	626
Medium cow	260-280kg	A-E	¢/kg cwt	586	509
MSA trade steer	240-260kg	A-C	¢/kg cwt	672	641

Feeder cattle indicators - paddock sales	Unit	17 Jul 2020
Domestic		
Steers 280-350kg	¢/kg lwt	399
Heifers 280-350kg	¢/kg lwt	358
Export		
Shortfed 100-120 DOF	¢/kg lwt	373
Mediumfed 120-220 DOF	¢/kg lwt	415
Longfed 220+ DOF	¢/kg lwt	330

State saleyard indicators				Queensland		NSW		Victoria		SA		Tasmania	
Category	Live weight	Muscle/Fat	Unit	20 Jul 2021	21 Jul 2020	20 Jul 2021	21 Jul 2020	20 Jul 2021	21 Jul 2020	20 Jul 2021	21 Jul 2020	20 Jul 2021	21 Jul 2020
Restocker Steer	200-280kg	C2	¢/kg lwt	598	424	563	416	366	381	nq	393	nq	nq
Feeder Steer	330-400kg	C2	¢/kg lwt	504	385	520	398	496	382	422	383	nq	nq
Vealer Steer	280-330kg	C2	¢/kg lwt	438	320	581	406	522	372	nq	377	nq	nq
			¢/kg cwt	832	604	1090	765	974	686	nq	754	nq	nq
Trade Steer	330-400kg	C3	¢/kg lwt	500	395	492	391	486	394	502	367	nq	nq
			¢/kg cwt	926	718	902	726	910	730	924	724	nq	nq
Medium Steer	400-500kg	C3	¢/kg lwt	401	308	466	331	416	353	nq	359	nq	nq
			¢/kg cwt	743	578	864	620	784	650	nq	709	nq	nq
Heavy Steer	500-600kg	C4	¢/kg lwt	383	321	430	357	440	387	nq	nq	nq	nq
			¢/kg cwt	692	590	793	653	811	699	nq	nq	nq	nq
Medium Cow	400-520kg	D3	¢/kg lwt	301	263	317	277	341	287	nq	271	300	239
			¢/kg cwt	613	537	657	580	687	586	nq	565	632	506

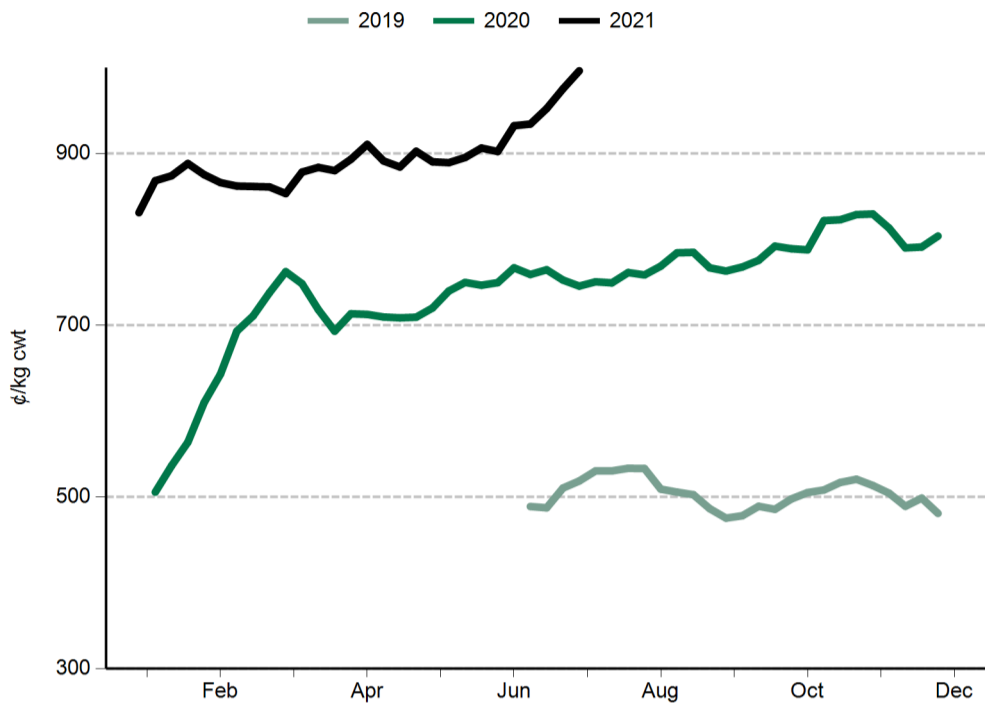
State over-the-hooks indicators				Queensland		NSW		Victoria		SA		Tasmania	
Category	Carcase weight	Muscle	Unit	16 Jul 2021	24 Jul 2020	16 Jul 2021	24 Jul 2020	16 Jul 2021	24 Jul 2020	16 Jul 2021	24 Jul 2020	16 Jul 2021	24 Jul 2020
Trade steer	240-260kg	A-C	¢/kg cwt	682	626	688	594	724	644	nq	nq	591	507
Medium steer	260-280kg	A-C	¢/kg cwt	677	624	690	589	725	637	nq	nq	630	nq
Heavy steer	300-400kg	A-C	¢/kg cwt	688	635	703	599	731	643	nq	nq	630	nq
Medium cow	260-280kg	A-E	¢/kg cwt	608	532	591	519	556	502	624	527	550	467
MSA trade steer	240-260kg	A-C	¢/kg cwt	686	644	684	639	nq	nq	645	nq	nq	nq

WA saleyard indicators	Unit	20 Jul 2021	21 Jul 2020
WYCI	¢/kg cwt	981	740
Medium Steer	¢/kg lwt	414	nq
Medium Cow	¢/kg lwt	328	238

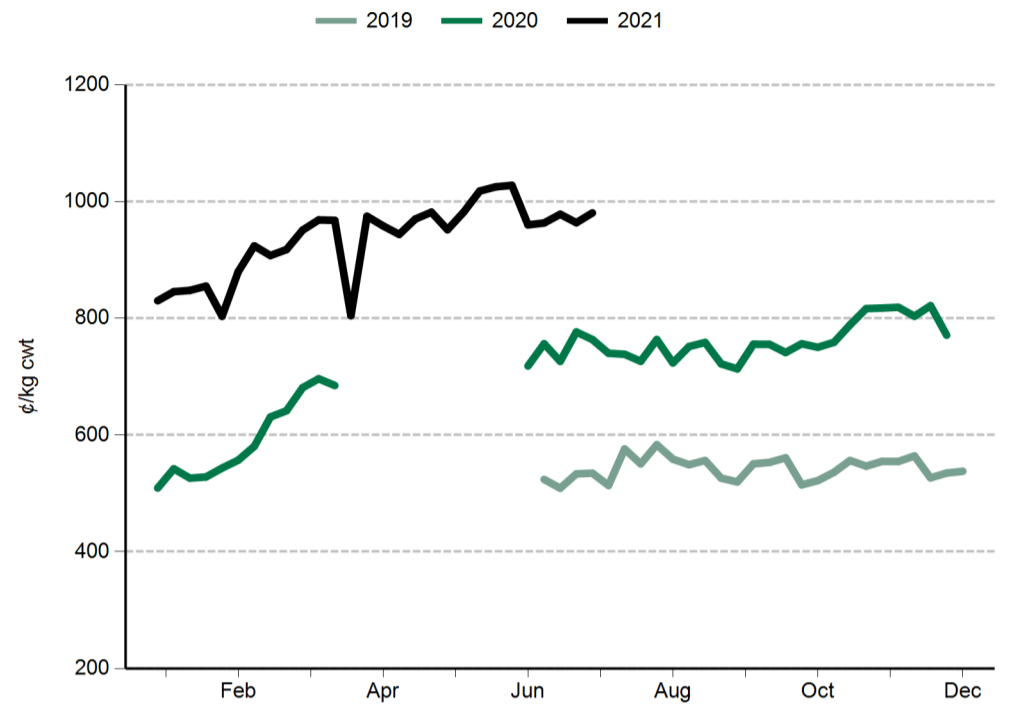
WA over-the-hooks indicators	Unit	24 Jul 2020
Grassfed yearling	¢/kg cwt	565
Grainfed yearling	¢/kg cwt	565
MSA yearling	¢/kg cwt	590

Live Export Price Quotes			Unit	9 Jul 2021	17 Jul 2020
Light Steer	260 - 360 kg	Townsville	¢/kg lwt	400	340
	260 - 360 kg	Darwin	¢/kg lwt	nq	355
Light Heifer	260 - 360 kg	Townsville	¢/kg lwt	375	310
	260 - 360 kg	Darwin	¢/kg lwt	nq	325

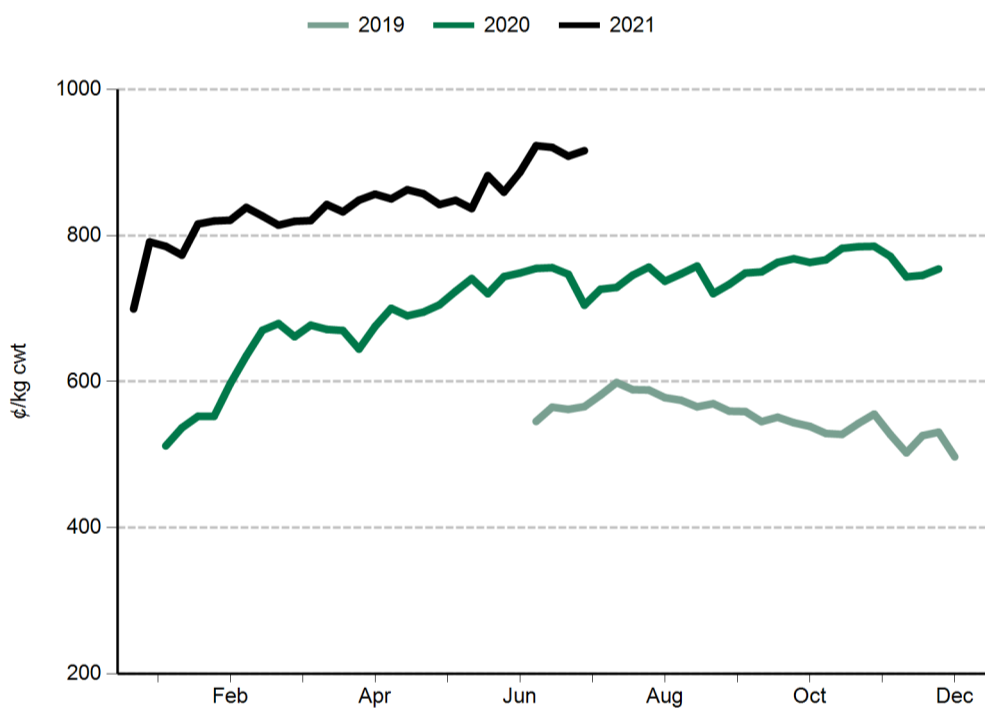
Eastern Young Cattle Indicator (EYCI)



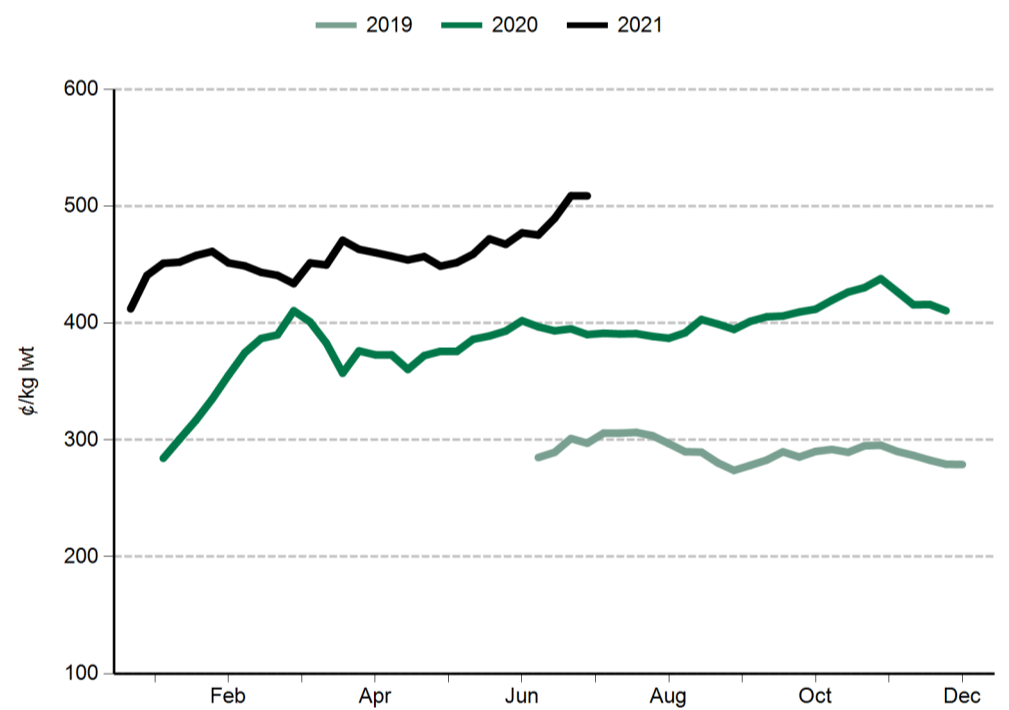
Western Young Cattle Indicator (WYCI)



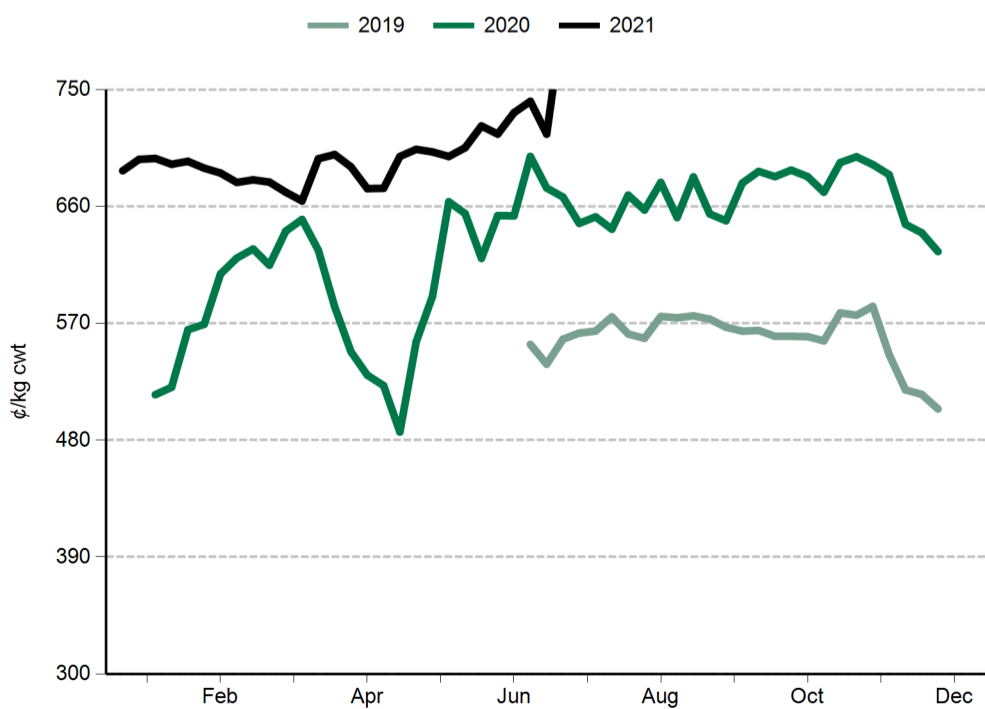
Trade steer



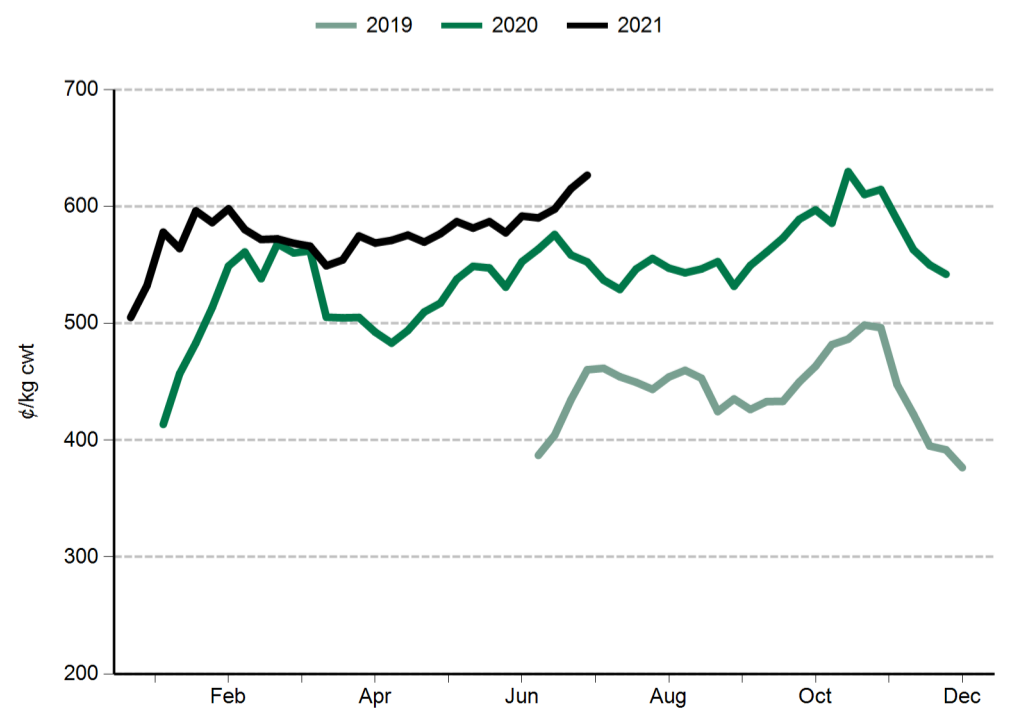
Feeder steer



Heavy steer



Medium cow



Sheep and lamb prices

Eastern States Trade Lamb Indicator (¢/kg cwt)	20 Jul 2021	21 Jul 2020
ESTLI	900	780

National saleyard sheep and lamb indicators (¢/kg cwt)		20 Jul 2021	21 Jul 2020
Merino lamb	16-22kg	798	707
Restocker/feeder lamb	0-18kg	831	768
Light lamb	12-18kg	825	740
Trade lamb	18-22kg	881	780
Heavy lamb	22+kg	894	730
Mutton	18-24kg	677	583

National OTH sheep and lamb indicators (¢/kg cwt)		16 Jul 2021	24 Jul 2020
Medium trade lamb	18-20kg	786	747
Heavy trade lamb	20-22kg	786	747
Heavy lamb	22-24kg	785	753
Mutton	18-24kg	657	554

State saleyard sheep and lamb indicators (¢/kg cwt)		Victoria		NSW		SA		WA		Tasmania	
		20 Jul 2021	21 Jul 2020	20 Jul 2021	21 Jul 2020	20 Jul 2021	21 Jul 2020	20 Jul 2021	21 Jul 2020	20 Jul 2021	21 Jul 2020
Merino lamb	16-22kg	857	653	785	716	798	648	733	695	nq	nq
Restocker/feeder lamb	0-18kg	897	760	842	903	879	732	670	659	888	833
Light lamb	12-18kg	873	712	838	814	864	665	719	711	892	767
Trade lamb	18-22kg	900	710	901	798	854	664	731	776	873	792
Heavy lamb	22+kg	912	680	895	741	823	650	794	731	823	686
Mutton	18-24kg	703	565	675	618	605	516	595	505	684	614

Over-the-hooks sheep and lamb indicators (¢/kg cwt)		Victoria		NSW		SA		WA		Tasmania	
		16 Jul 2021	24 Jul 2020	16 Jul 2021	24 Jul 2020	16 Jul 2021	24 Jul 2020	16 Jul 2021	24 Jul 2020	16 Jul 2021	24 Jul 2020
Medium trade lamb	18-20kg	791	735	748	725	803	763	800	765	nq	nq
Heavy trade lamb	20-22kg	791	735	748	725	803	763	800	765	nq	nq
Heavy lamb	22-24kg	788	760	748	725	803	760	800	765	nq	nq
Mutton	18-24kg	666	560	682	575	658	567	623	513	nq	nq

Live export price quotes (A\$/head)		13 Jul 2021	21 Jul 2020
Live wether	Muchea	nq	nq

Glossary:

cwt – carcase weight

lwt – live weight

OTH – over-the-hooks. Refers to the marketing of cattle/sheep/lambs directly from the farm to an abattoir where a producer is paid for the value of the carcase based on a sliding grid.

CIF – Cost, insurance, freight. The quoted price for the goods including freight and insurance costs delivered to final destination.

C&F – Cost and freight. Refers to the quoted price for the goods, including freight to the delivery point, but not insurance.

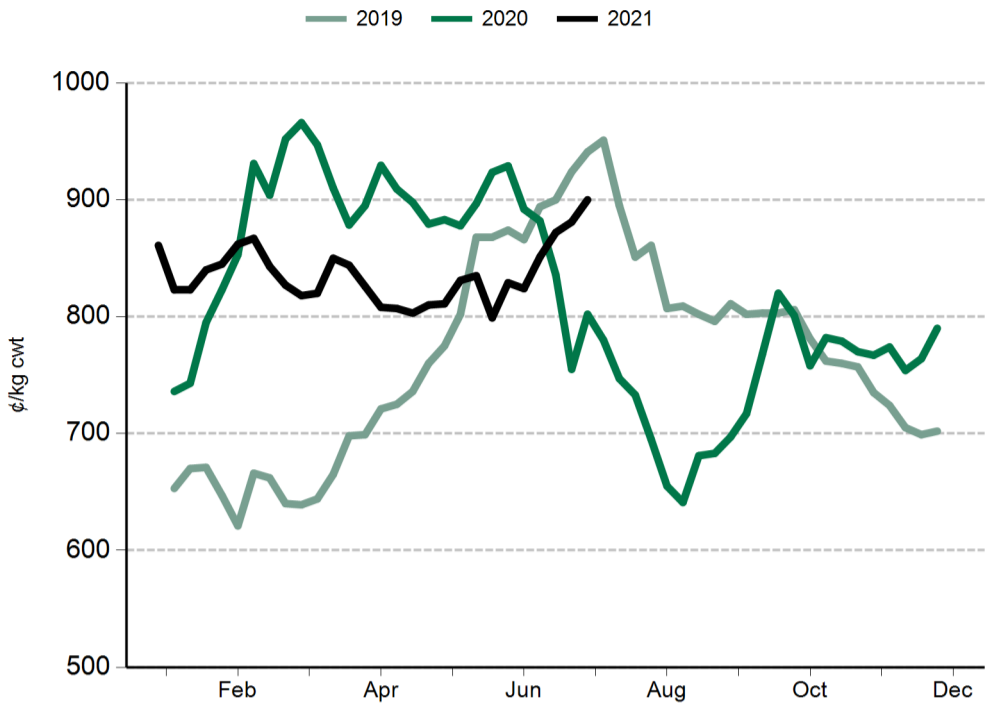
FAS – Free alongside ship. Refers to export price quotes where the seller is obliged to pay warehouse services, packing, inland freight and port charges, but not placement of goods onto the ship. The buyer is obliged to pay overseas freight, charges in foreign port, customs duties, quarantine and delivery to final destination. (See also 'FOB').

EYCI – Eastern Young Cattle Indicator. A seven day rolling average from 24 saleyards across NSW, Victoria and Queensland. It includes vealer and yearling heifers and steers, grade score C2 or C3, with live weight from 200kg.

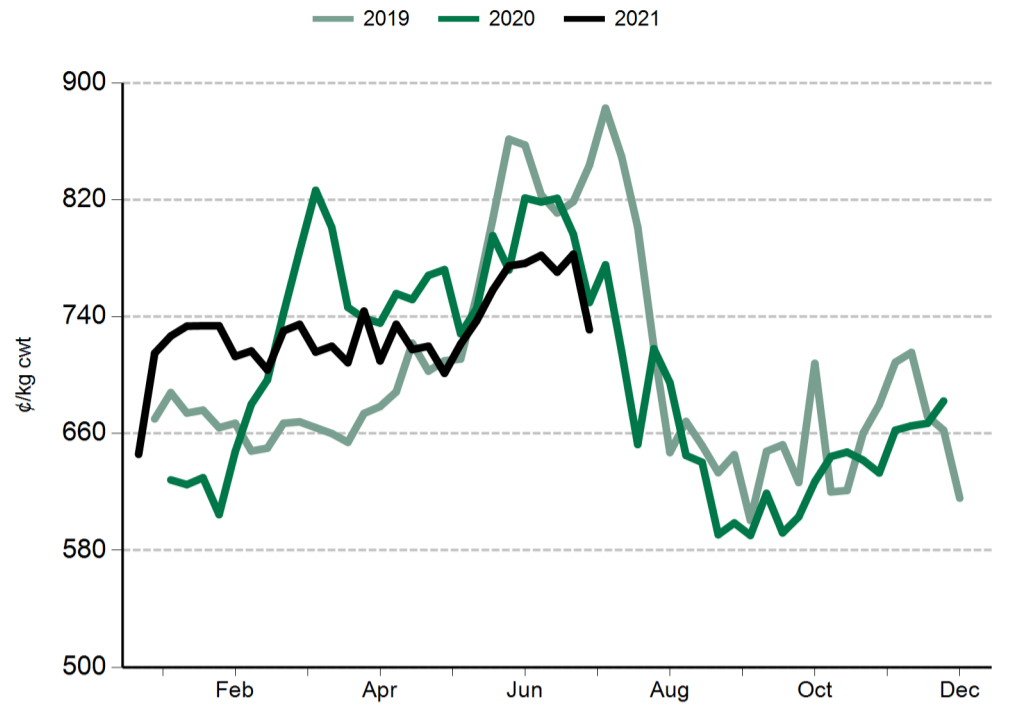
WYCI – Western Young Cattle Indicator. A benchmark of the value of young cattle in WA saleyards. It includes vealer and yearling heifers and steers, grade score C2 or C3, 180kg+ live weight.

All data is collected by MLA's NLRS, unless specified otherwise.

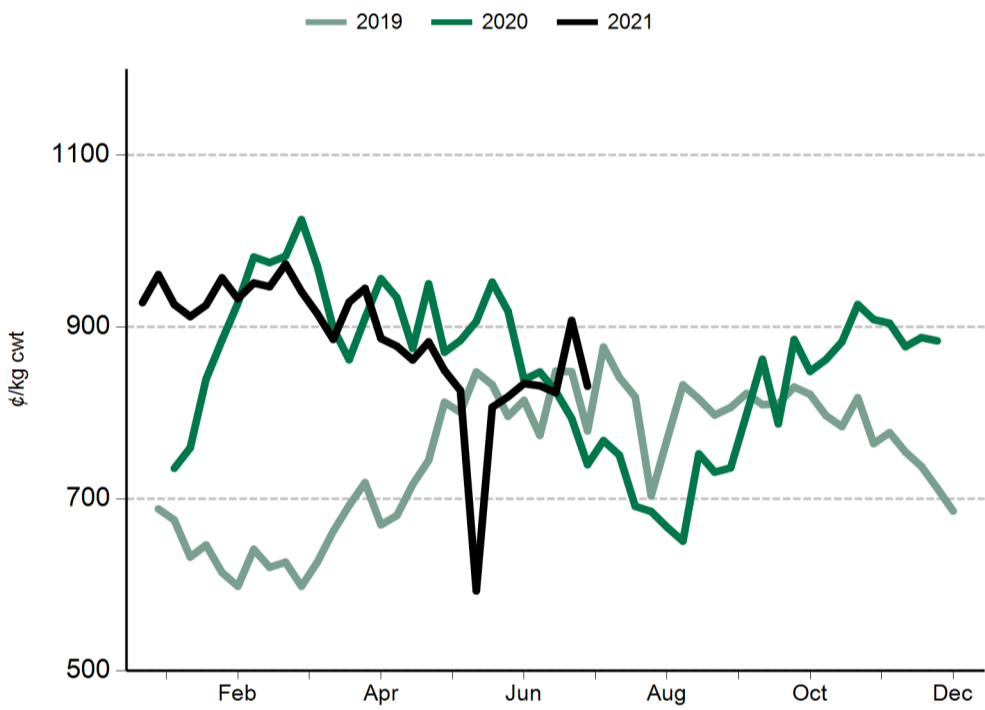
Eastern States Trade Lamb Indicator (ESTLI)



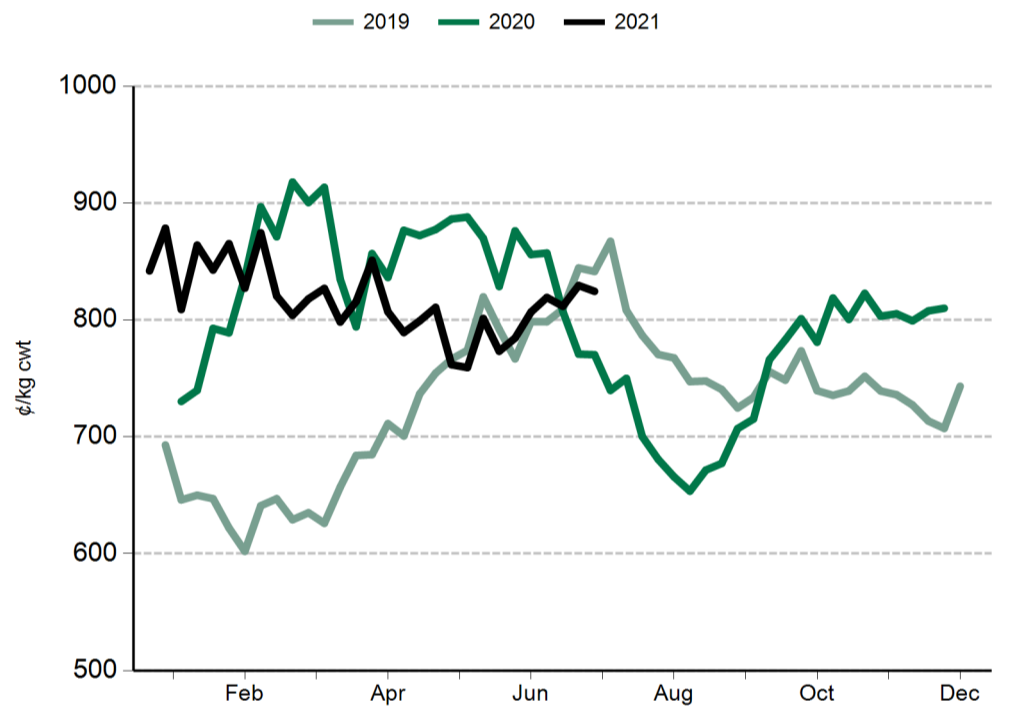
Western Trade Lamb Indicator (WTLI)



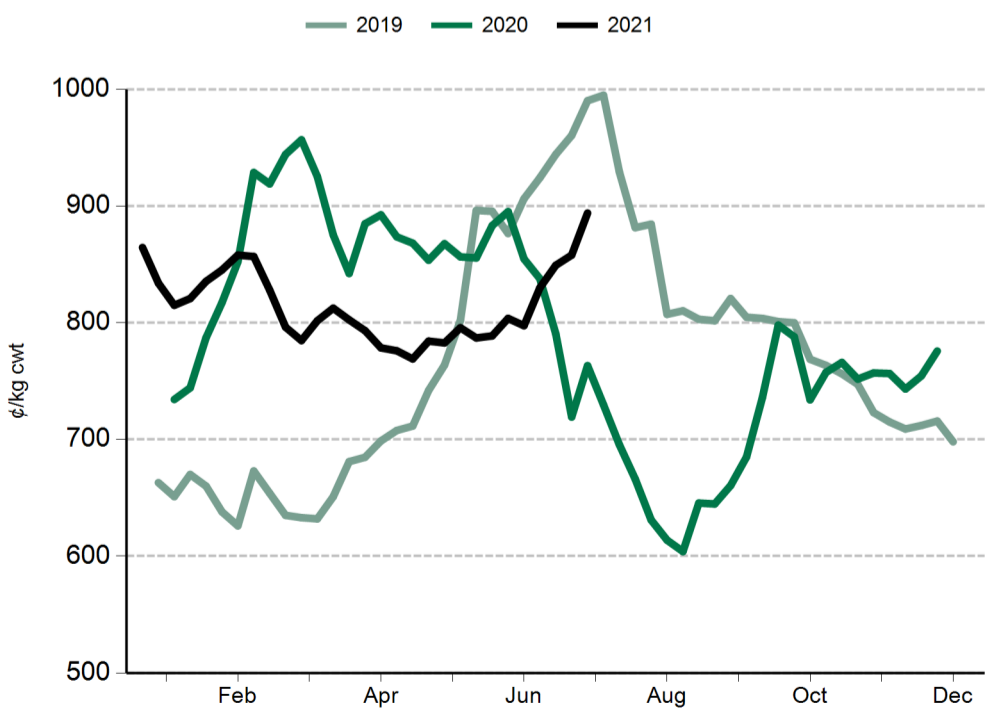
Restocker lamb



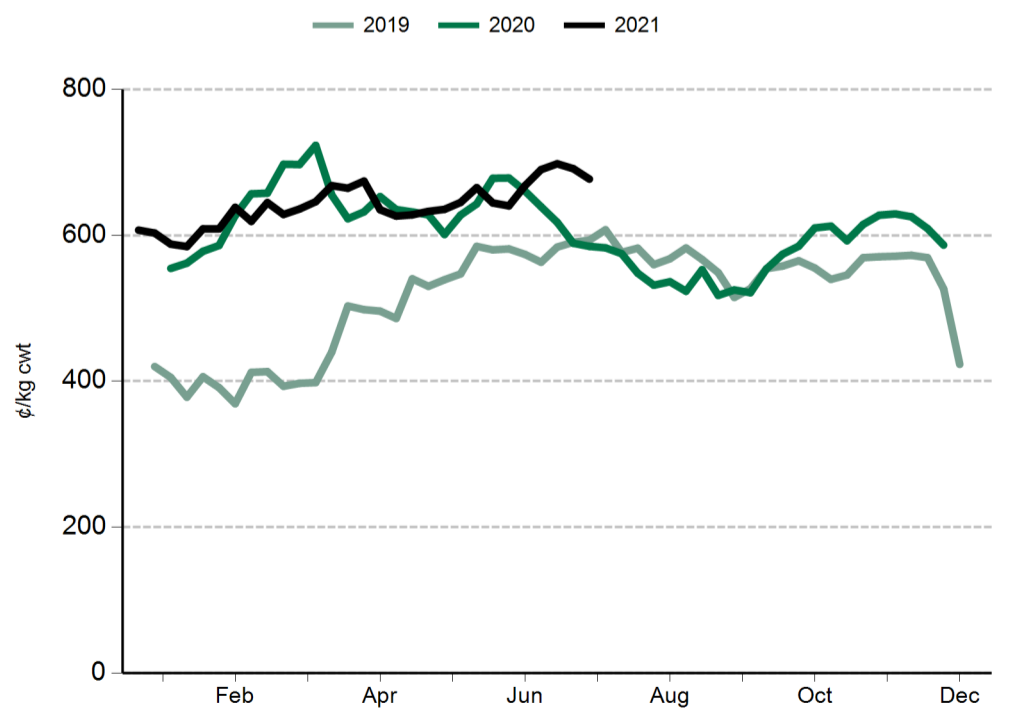
Light lamb



Heavy lamb

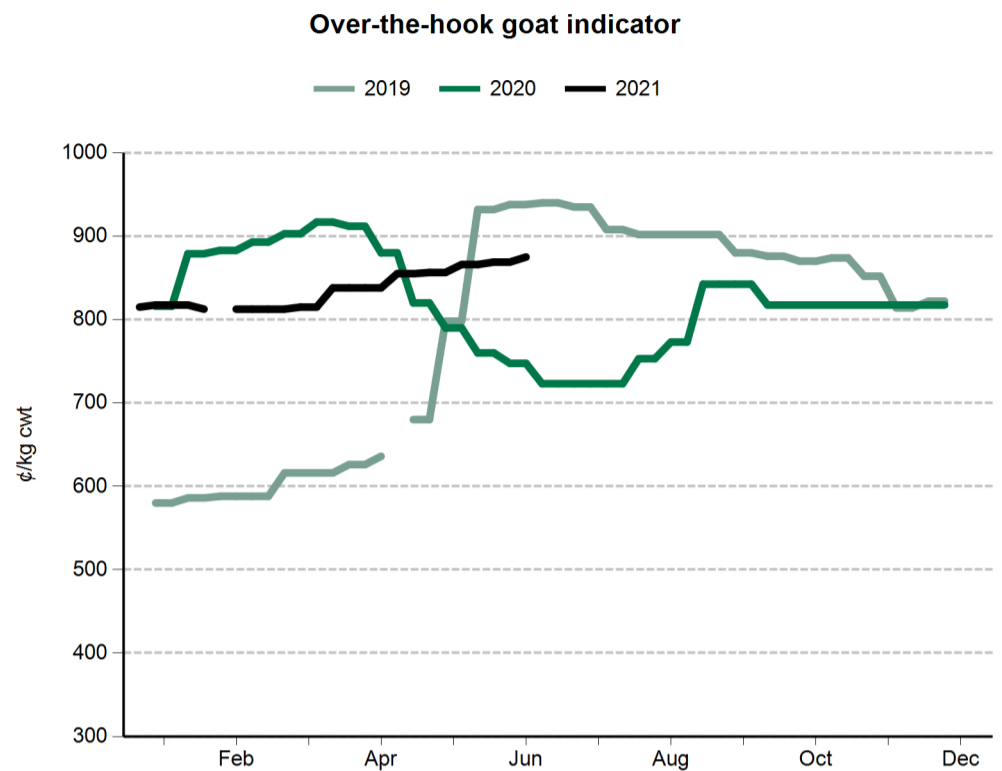


Mutton



General statistics

Over-the-hooks goat indicators (A¢/kg cwt)		24 Jul 2020
8.1-10kg		723
10.1-12kg		723
12.1-16kg		723
16.1-20kg		723
20.1kg+		723
Skin indicators - Lambs		17 Jul 2020
2" +	16.1 - 20kg	100
	20.1 - 24kg	188
	24.1kg +	288
1" - 2"	16.1 - 20kg	200
	20.1 - 24kg	50
	24.1kg +	163
0.5" - 1"	16.1 - 20kg	nq
	20.1 - 24kg	nq
	24.1kg +	125
New Season	16.1 - 20kg	nq
	20.1 - 24kg	231
	24.1kg +	313
Skin indicators - Merino sheep (average 25 micron)		
1.5" - 2"	16.1 - 20kg	500
	20.1 - 24kg	725
	24.1kg +	825



Grain prices - Darling Downs (A\$/tonne)	9 Jul 2021	17 Jul 2020
Wheat	323	385
Barley	300	330
Sorghum	nq	318
Grain prices - Riverina (A\$/tonne)		
Wheat	295	nq
Barley	240	246

Source: Profarmer Australia

PLEASE NOTE

MLA no longer reports on fodder prices, tallow prices or the EMI on a weekly basis.

These can be accessed separately through these links:

- [Fodder prices \(Dairy Australia\)](#)
- [Tallow prices \(MLA monthly co-product report\)](#)
- [EMI \(AWEX\)](#)

US imported beef prices (CIF)		9 Jul 2021	17 Jul 2020
Bull 95CL	US¢/lb	289.5	240.0
	A¢/kg	857.3	758.3
Cow 90CL	US¢/lb	266.5	216.5
	A¢/kg	789.2	684.1
CC/CF 85CL	US¢/lb	244.0	197.5
	A¢/kg	722.5	624.0
Shank 90CL	US¢/lb	269.0	217.5
	A¢/kg	796.6	687.2
Trim 85CL	US¢/lb	243.5	197.0
	A¢/kg	721.0	622.4
Trim 80CL	US¢/lb	225.5	191.0
	A¢/kg	667.7	603.5
Trim 75CL	US¢/lb	175.0	181.0
	A¢/kg	518.2	571.9
Trim 65CL	US¢/lb	nq	nq
	A¢/kg	nq	nq
Outside flats	US¢/lb	nq	nq
	A¢/kg	nq	nq
Knuckles	US¢/lb	285.0	262.5
	A¢/kg	843.9	829.4
Inside cap off	US¢/lb	262.5	292.5
	A¢/kg	777.3	924.2

Source: Steiner Consulting Group

