

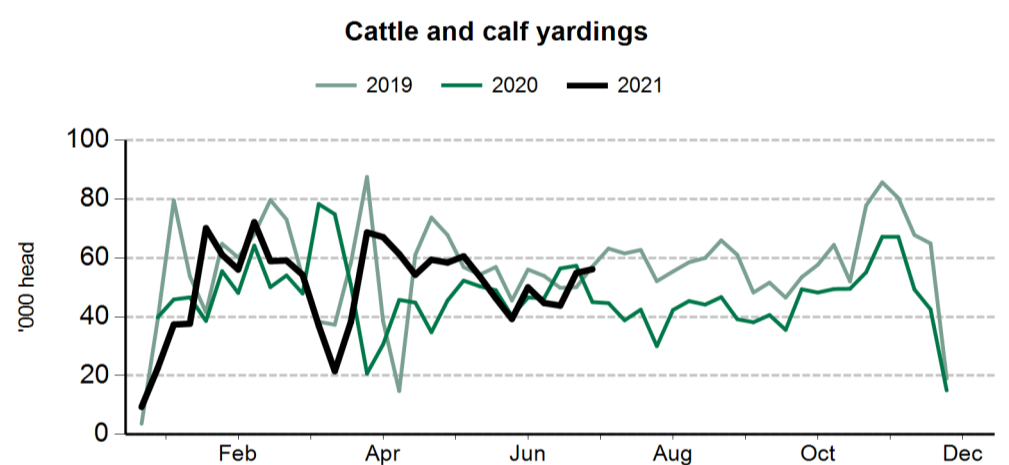
The following weekly statistical summary includes the following information:

- **Livestock movements**.....pages 1-2
 - Cattle yardings
 - Sheep yardings
 - Cattle slaughter
 - Sheep, lamb and goat slaughter
- **Cattle price indicators**.....pages 3-4
 - Saleyard indicators
 - Over-the-hook indicators
 - Live export indicators
- **Sheep and lamb indicators**.....pages 5-6
 - Saleyard indicators
 - Over-the-hook indicators
 - Live export indicators
- **General statistics**.....page 7
 - Over-the-hook goat indicators
 - Skin price indicators
 - Weekly US imported beef indicators

Cattle movements

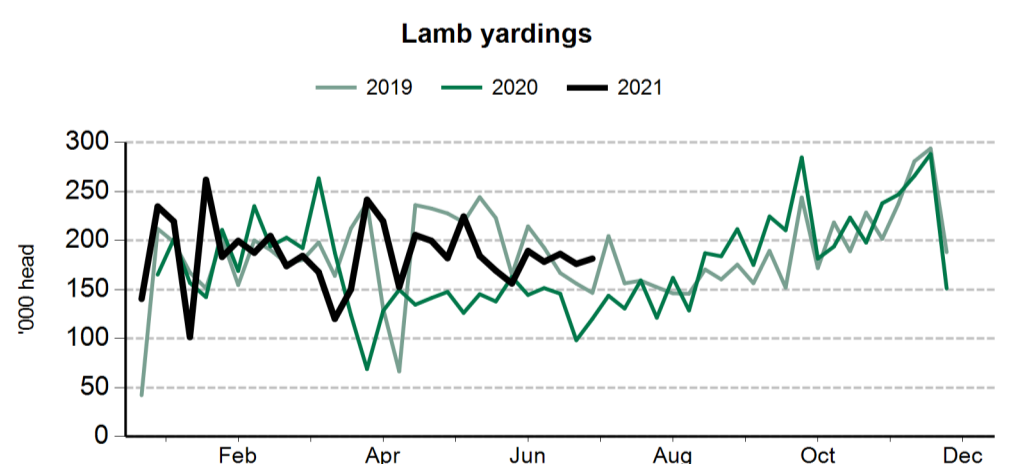
Cattle saleyard throughput		23 Jul 2021	16 Jul 2021	24 Jul 2020
Queensland	Cattle	7,326	22,179	19,688
NSW	Cattle	5,950	10,743	14,928
Victoria	Cattle	3,711	5,323	5,954
SA	Cattle	494	1,001	1,402
WA	Cattle	1,819	1,534	2,613
Tasmania	Cattle	23	85	60

Cattle slaughter		16 Jul 2021	24 Jul 2020
Queensland	Cattle	50,612	54,745
	Calves	62	98
NSW	Cattle	27,760	31,575
	Calves	14	1,436
Victoria	Cattle	12,470	16,160
	Calves	2,167	6,095
SA	Cattle	2,638	4,073
	Calves	17	9
Tasmania	Cattle	4,488	4,968
	Calves	41	118

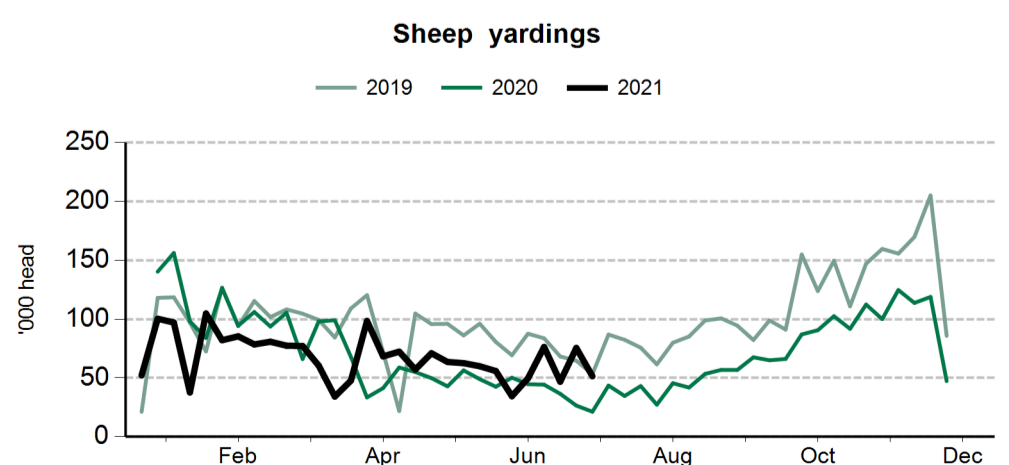


Smallstock movements

Sheep and lamb saleyard throughput		23 Jul 2021	16 Jul 2021	24 Jul 2020
NSW	Lambs	61,268	124,930	114,431
	Sheep	13,420	29,196	24,565
Victoria	Lambs	26,495	38,900	16,707
	Sheep	9,569	14,289	13,469
SA	Lambs	5,682	6,981	6,500
	Sheep	1,891	1,449	2,100
WA	Lambs	3,000	9,900	5,104
	Sheep	2,797	5,815	2,828
Tasmania	Lambs	1,346	471	1,000
	Sheep	412	471	650

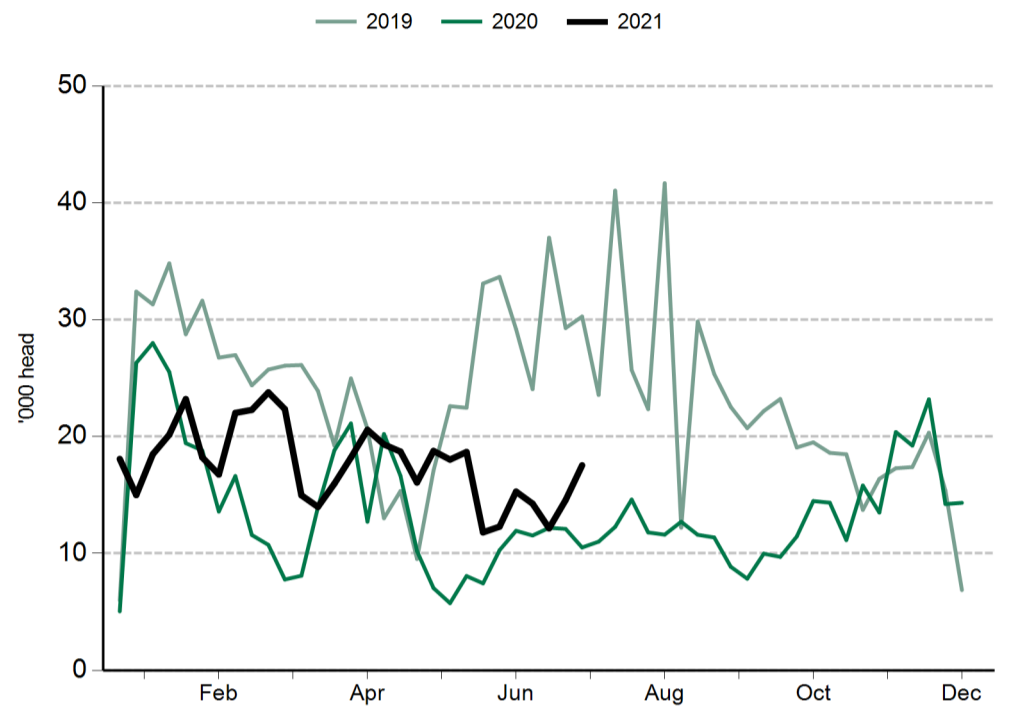


Sheep and lamb slaughter		16 Jul 2021	24 Jul 2020
Queensland	Lambs	1,644	1,323
	Sheep	1,235	884
NSW	Lambs	110,067	111,886
	Sheep	38,642	27,382
Victoria	Lambs	169,167	98,607
	Sheep	35,841	6,095
SA	Lambs	18,281	49,305
	Sheep	10	2,475
Tasmania	Lambs	4,751	3,059
	Sheep	3,302	751

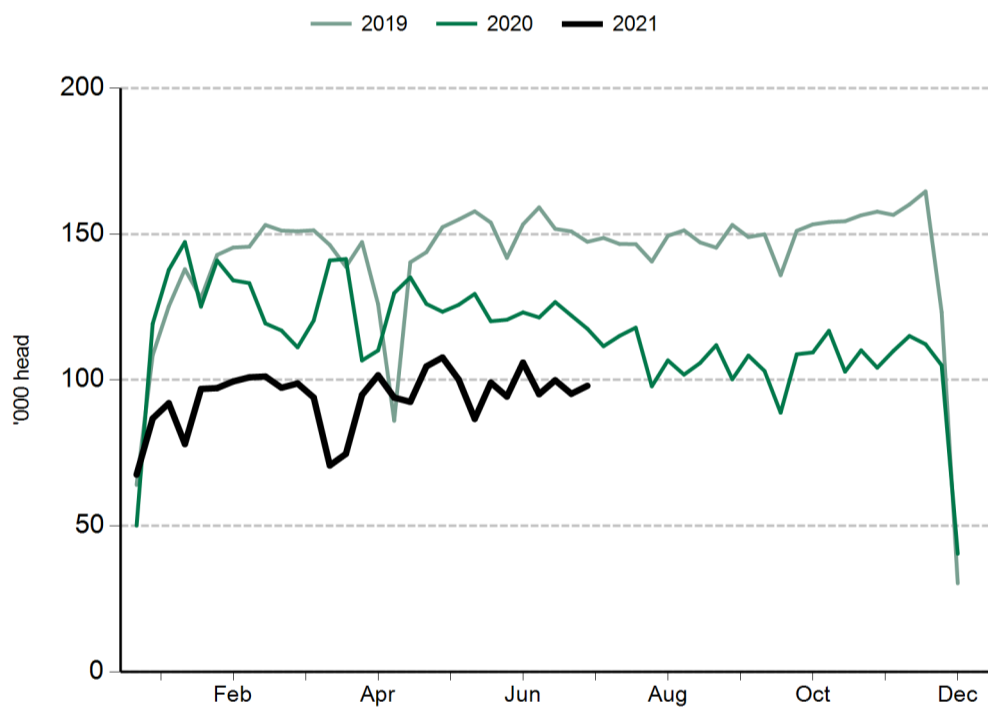


Goat slaughter		16 Jul 2021	24 Jul 2020
Queensland	Goats	7,814	4,133
NSW	Goats	2,249	1,404
Victoria	Goats	7,078	3,750
SA	Goats	401	1,720
Tasmania	Goats	nq	nq

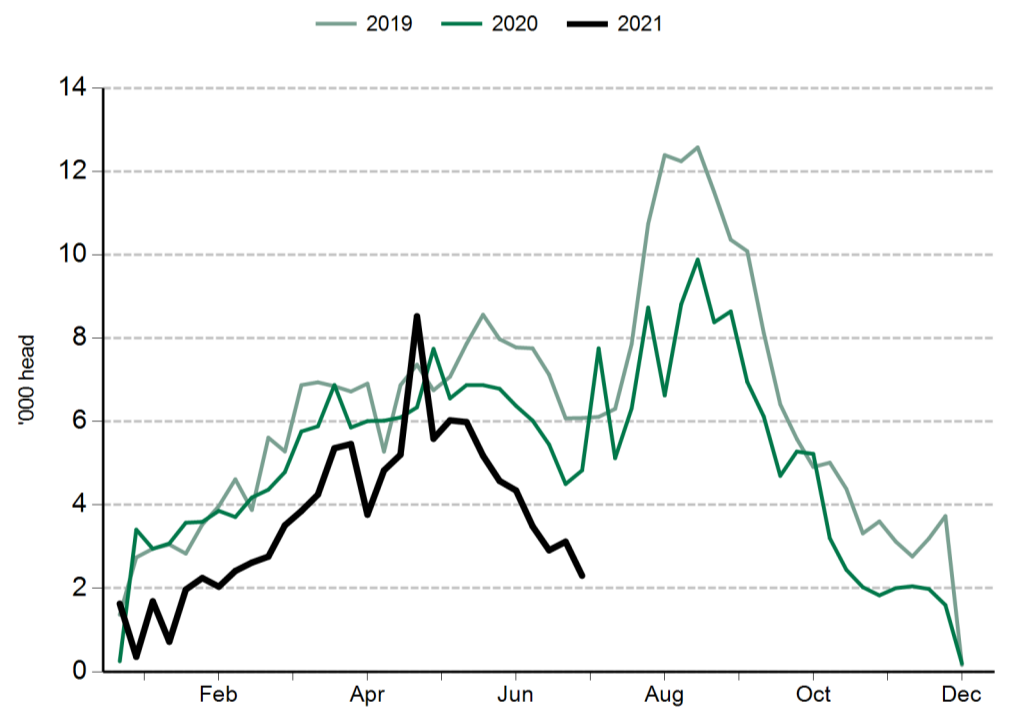
Goat slaughter



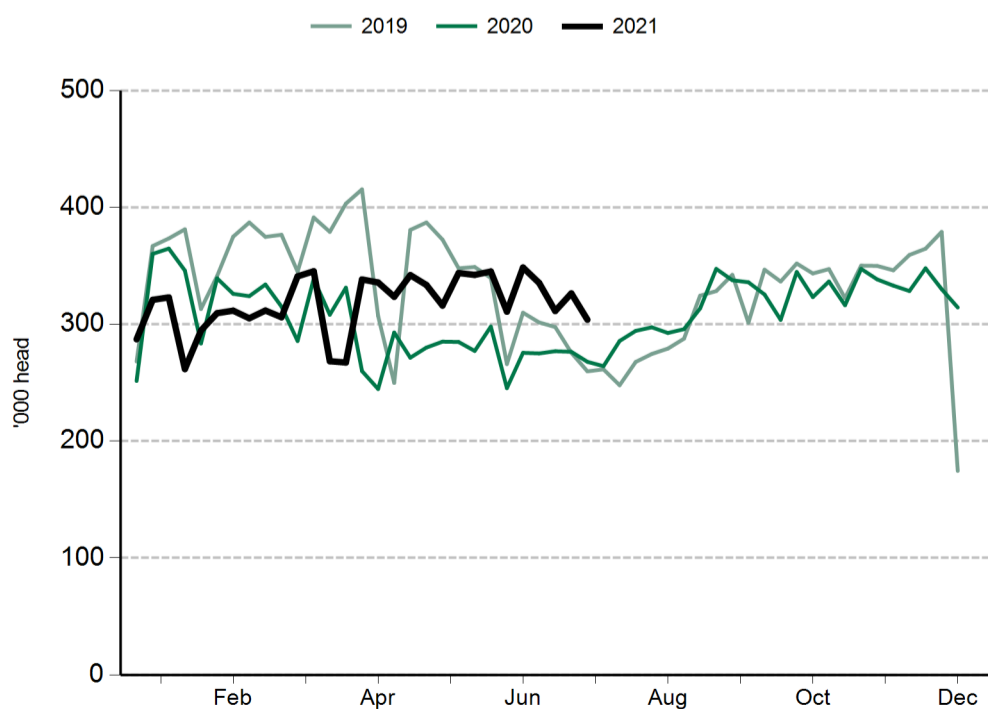
Cattle slaughter



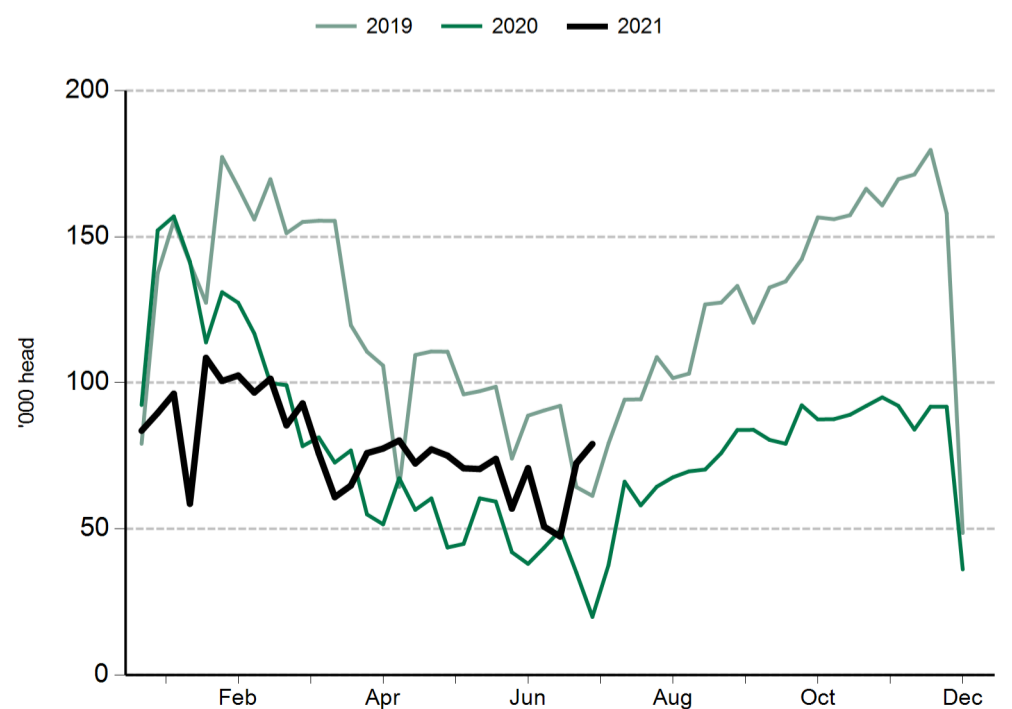
Calf slaughter



Lamb slaughter



Sheep slaughter



Cattle prices

National saleyard indicators	Live weight	Muscle/Fat	Unit	27 Jul 2021	28 Jul 2020
Restocker Steer	200-280kg	C2	¢/kg lwt	592	437
Feeder Steer	330-400kg	C2	¢/kg lwt	520	391
Vealer Steer	280-330kg	C2	¢/kg lwt	572	391
			¢/kg cwt	1083	738
Trade Steer	330-400kg	C3	¢/kg lwt	513	390
			¢/kg cwt	945	729
Medium Steer	400-500kg	C3	¢/kg lwt	442	349
			¢/kg cwt	819	658
Heavy Steer	500-600kg	C4	¢/kg lwt	429	350
			¢/kg cwt	790	643
Medium Cow	400-520kg	D3	¢/kg lwt	310	259
			¢/kg cwt	632	529
Eastern Young Cattle Indicator (EYCI)			¢/kg cwt	993.00	749

Eastern states OTH indicators	Carcase weight	Muscle	Unit	23 Jul 2021	31 Jul 2020
Trade steer	240-260kg	A-C	¢/kg cwt	673	589
Medium steer	260-280kg	A-C	¢/kg cwt	684	612
Heavy steer	300-400kg	A-C	¢/kg cwt	691	621
Medium cow	260-280kg	A-E	¢/kg cwt	593	512
MSA trade steer	240-260kg	A-C	¢/kg cwt	673	640

Feeder cattle indicators - paddock sales	Unit	24 Jul 2020
Domestic		
Steers 280-350kg	¢/kg lwt	398
Heifers 280-350kg	¢/kg lwt	360
Export		
Shortfed 100-120 DOF	¢/kg lwt	373
Mediumfed 120-220 DOF	¢/kg lwt	415
Longfed 220+ DOF	¢/kg lwt	330

State saleyard indicators				Queensland		NSW		Victoria		SA		Tasmania	
Category	Live weight	Muscle/Fat	Unit	27 Jul 2021	28 Jul 2020	27 Jul 2021	28 Jul 2020	27 Jul 2021	28 Jul 2020	27 Jul 2021	28 Jul 2020	27 Jul 2021	28 Jul 2020
Restocker Steer	200-280kg	C2	¢/kg lwt	592	431	602	460	nq	270	nq	nq	nq	nq
Feeder Steer	330-400kg	C2	¢/kg lwt	521	378	521	403	490	387	550	350	nq	nq
Vealer Steer	280-330kg	C2	¢/kg lwt	nq	309	585	414	510	391	610	371	nq	nq
			¢/kg cwt	nq	595	1102	766	950	718	1220	735	nq	nq
Trade Steer	330-400kg	C3	¢/kg lwt	480	294	512	402	465	384	539	346	404	nq
			¢/kg cwt	873	555	913	748	846	667	1071	685	748	nq
Medium Steer	400-500kg	C3	¢/kg lwt	412	328	446	350	515	365	nq	354	nq	nq
			¢/kg cwt	755	619	836	656	960	682	nq	709	nq	nq
Heavy Steer	500-600kg	C4	¢/kg lwt	390	328	435	364	437	376	nq	nq	nq	nq
			¢/kg cwt	720	601	792	671	821	684	nq	nq	nq	nq
Medium Cow	400-520kg	D3	¢/kg lwt	310	258	326	275	339	267	nq	nq	280	224
			¢/kg cwt	634	526	681	569	702	553	nq	nq	583	471

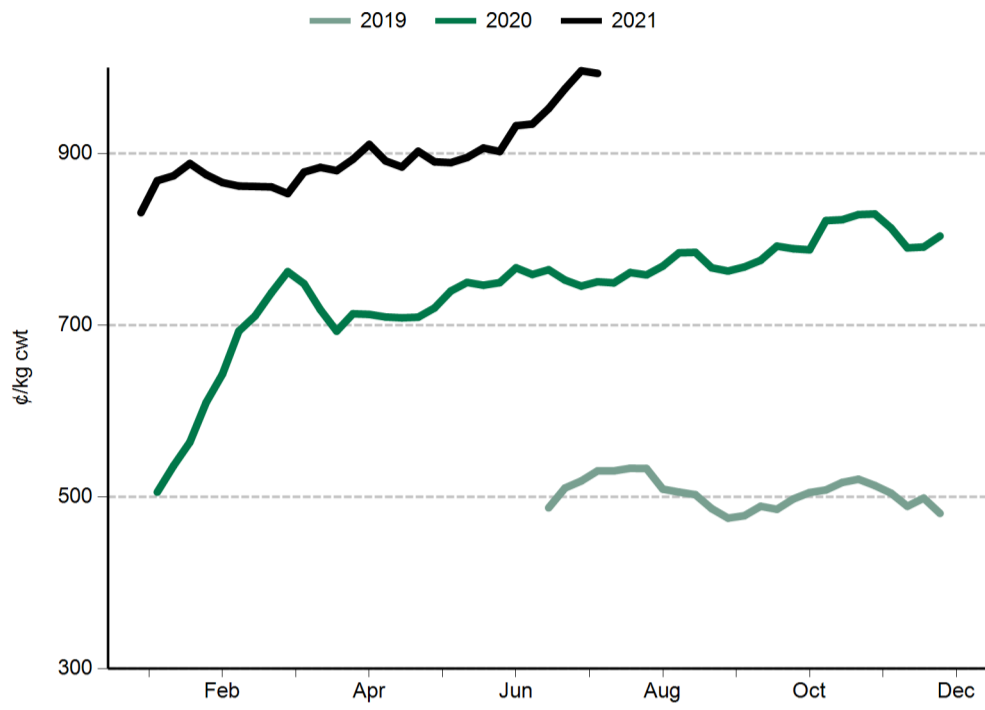
State over-the-hooks indicators				Queensland		NSW		Victoria		SA		Tasmania	
Category	Carcase weight	Muscle	Unit	23 Jul 2021	31 Jul 2020	23 Jul 2021	31 Jul 2020	23 Jul 2021	31 Jul 2020	23 Jul 2021	31 Jul 2020	23 Jul 2021	31 Jul 2020
Trade steer	240-260kg	A-C	¢/kg cwt	682	611	688	594	727	644	nq	nq	596	507
Medium steer	260-280kg	A-C	¢/kg cwt	677	611	690	589	728	637	nq	nq	640	nq
Heavy steer	300-400kg	A-C	¢/kg cwt	688	621	703	599	734	643	nq	nq	640	nq
Medium cow	260-280kg	A-E	¢/kg cwt	608	529	603	519	558	506	629	538	565	467
MSA trade steer	240-260kg	A-C	¢/kg cwt	690	641	684	639	nq	nq	645	nq	nq	nq

WA saleyard indicators	Unit	27 Jul 2021	28 Jul 2020
WYCI	¢/kg cwt	952	738
Medium Steer	¢/kg lwt	426	380
Medium Cow	¢/kg lwt	303	246

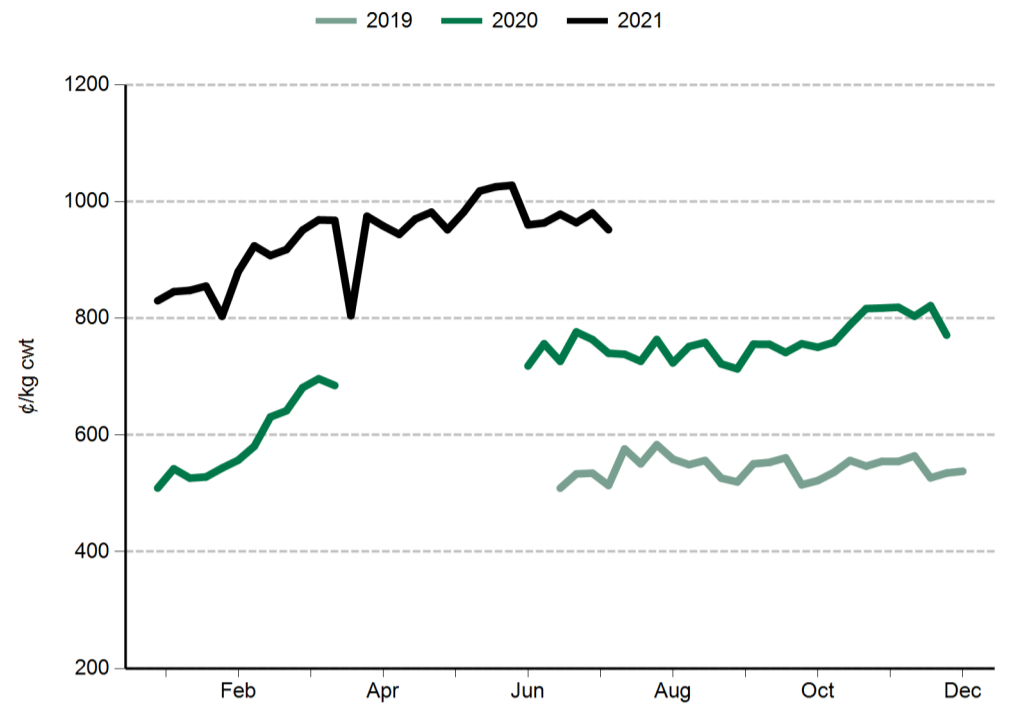
WA over-the-hooks indicators	Unit	31 Jul 2020
Grassfed yearling	¢/kg cwt	565
Grainfed yearling	¢/kg cwt	565
MSA yearling	¢/kg cwt	590

Live Export Price Quotes			Unit	16 Jul 2021	24 Jul 2020
Light Steer	260 - 360 kg	Townsville	¢/kg lwt	nq	340
	260 - 360 kg	Darwin	¢/kg lwt	nq	355
Light Heifer	260 - 360 kg	Townsville	¢/kg lwt	nq	310
	260 - 360 kg	Darwin	¢/kg lwt	nq	320

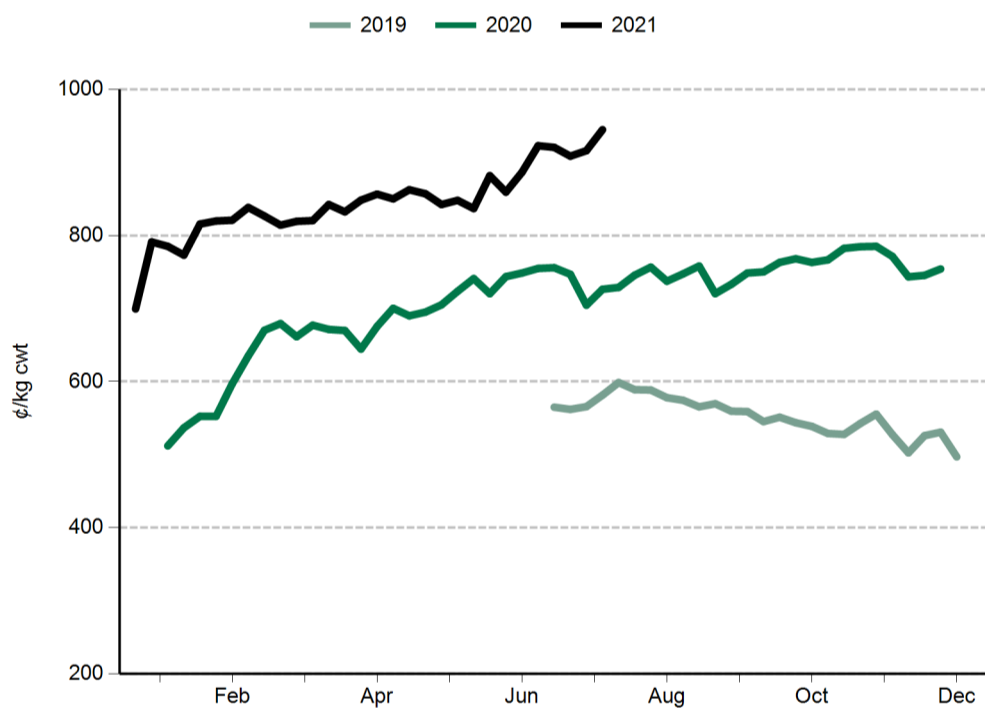
Eastern Young Cattle Indicator (EYCI)



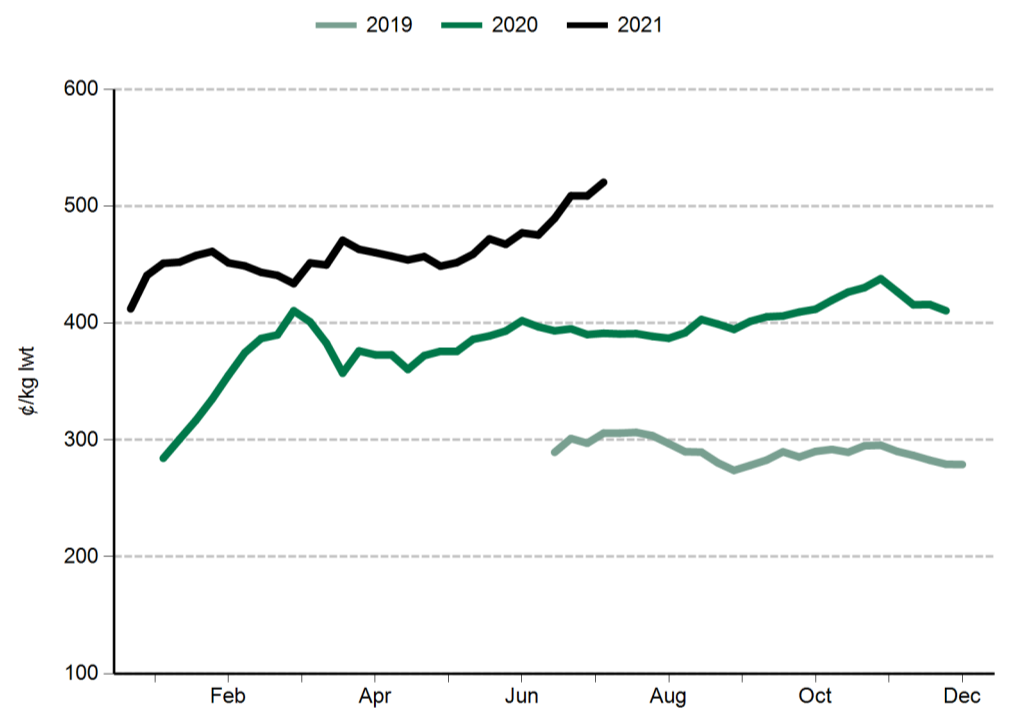
Western Young Cattle Indicator (WYCI)



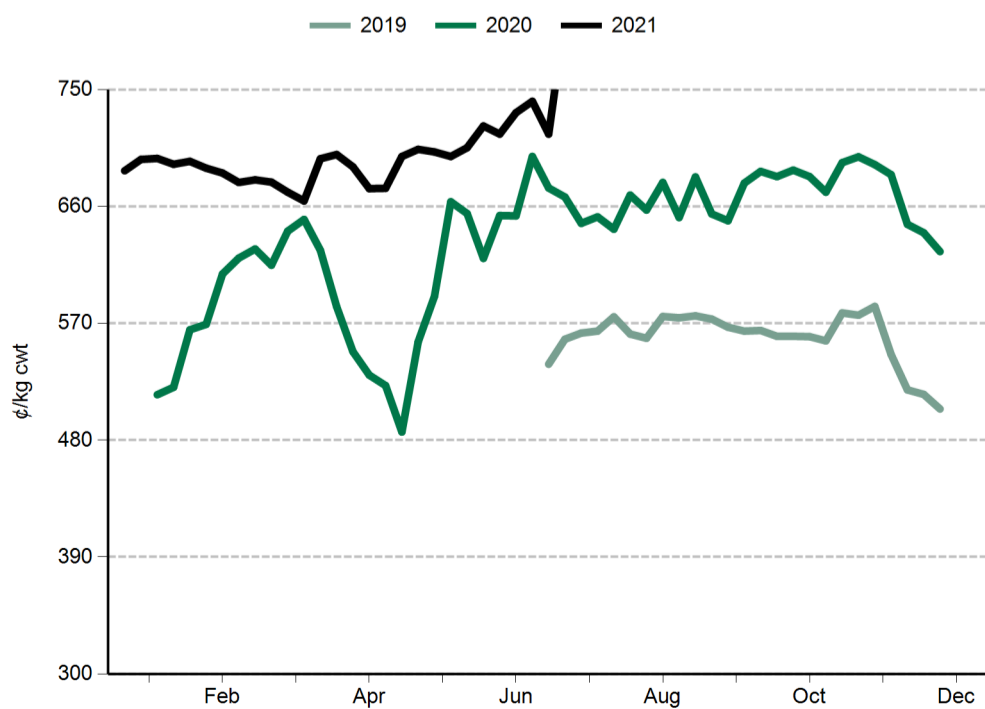
Trade steer



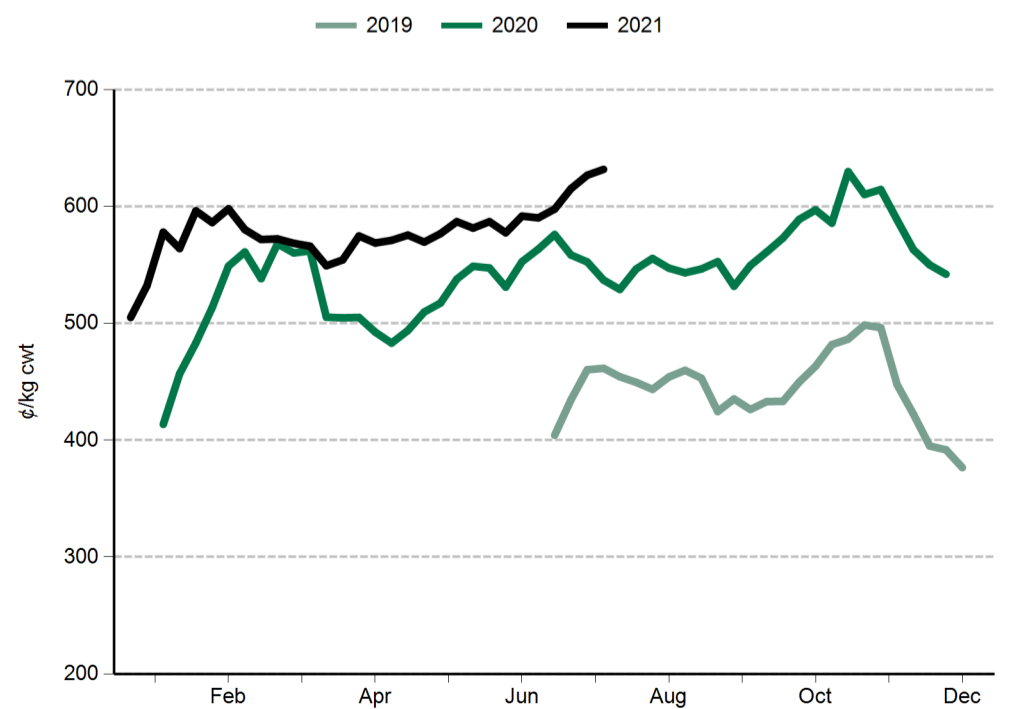
Feeder steer



Heavy steer



Medium cow



Sheep and lamb prices

Eastern States Trade Lamb Indicator (¢/kg cwt)	27 Jul 2021	28 Jul 2020
ESTLI	925	747

National saleyard sheep and lamb indicators (¢/kg cwt)		27 Jul 2021	28 Jul 2020
Merino lamb	16-22kg	817	721
Restocker/feeder lamb	0-18kg	891	751
Light lamb	12-18kg	844	750
Trade lamb	18-22kg	909	773
Heavy lamb	22+kg	935	696
Mutton	18-24kg	688	575

National OTH sheep and lamb indicators (¢/kg cwt)		23 Jul 2021	31 Jul 2020
Medium trade lamb	18-20kg	804	738
Heavy trade lamb	20-22kg	804	738
Heavy lamb	22-24kg	804	733
Mutton	18-24kg	657	554

State saleyard sheep and lamb indicators (¢/kg cwt)		Victoria		NSW		SA		WA		Tasmania	
		27 Jul 2021	28 Jul 2020	27 Jul 2021	28 Jul 2020	27 Jul 2021	28 Jul 2020	27 Jul 2021	28 Jul 2020	27 Jul 2021	28 Jul 2020
Merino lamb	16-22kg	724	621	815	734	810	698	724	696	nq	nq
Restocker/feeder lamb	0-18kg	647	792	980	882	812	669	647	632	960	773
Light lamb	12-18kg	691	715	894	808	883	723	691	723	nq	749
Trade lamb	18-22kg	703	727	930	789	848	721	703	716	856	688
Heavy lamb	22+kg	776	672	941	699	872	668	776	721	868	694
Mutton	18-24kg	601	591	693	602	690	478	601	511	714	628

Over-the-hooks sheep and lamb indicators (¢/kg cwt)		Victoria		NSW		SA		WA		Tasmania	
		23 Jul 2021	31 Jul 2020	23 Jul 2021	31 Jul 2020	23 Jul 2021	31 Jul 2020	23 Jul 2021	31 Jul 2020	23 Jul 2021	31 Jul 2020
Medium trade lamb	18-20kg	806	730	798	725	813	730	800	765	nq	nq
Heavy trade lamb	20-22kg	806	730	798	725	813	730	800	765	nq	nq
Heavy lamb	22-24kg	803	740	798	725	813	700	800	765	nq	nq
Mutton	18-24kg	664	560	690	575	653	567	623	513	nq	nq

Live export price quotes (A\$/head)		20 Jul 2021	28 Jul 2020
Live wether	Muchea	nq	nq

Glossary:

cwt – carcase weight

lwt – live weight

OTH – over-the-hooks. Refers to the marketing of cattle/sheep/lambs directly from the farm to an abattoir where a producer is paid for the value of the carcase based on a sliding grid.

CIF – Cost, insurance, freight. The quoted price for the goods including freight and insurance costs delivered to final destination.

C&F – Cost and freight. Refers to the quoted price for the goods, including freight to the delivery point, but not insurance.

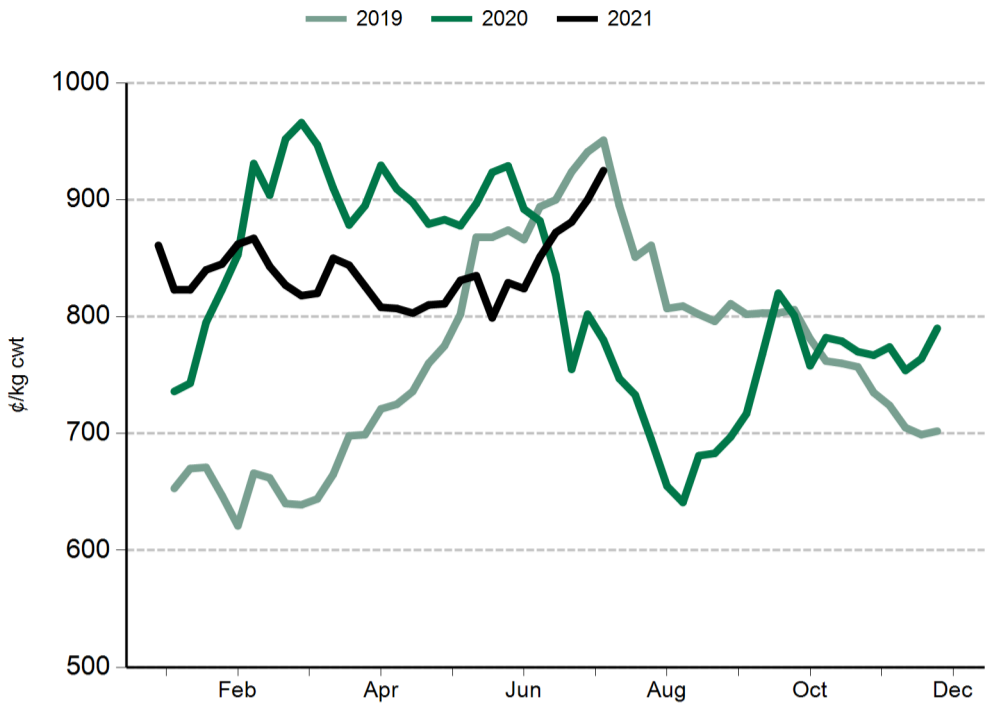
FAS – Free alongside ship. Refers to export price quotes where the seller is obliged to pay warehouse services, packing, inland freight and port charges, but not placement of goods onto the ship. The buyer is obliged to pay overseas freight, charges in foreign port, customs duties, quarantine and delivery to final destination. (See also 'FOB').

EYCI – Eastern Young Cattle Indicator. A seven day rolling average from 24 saleyards across NSW, Victoria and Queensland. It includes vealer and yearling heifers and steers, grade score C2 or C3, with live weight from 200kg.

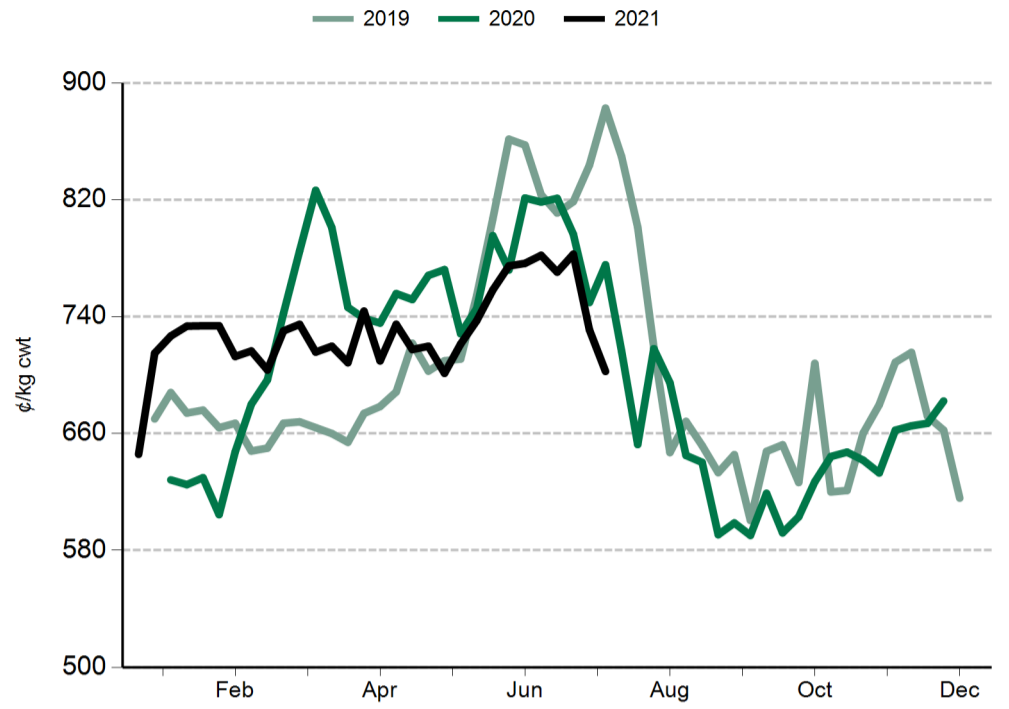
WYCI – Western Young Cattle Indicator. A benchmark of the value of young cattle in WA saleyards. It includes vealer and yearling heifers and steers, grade score C2 or C3, 180kg+ live weight.

All data is collected by MLA's NLRS, unless specified otherwise.

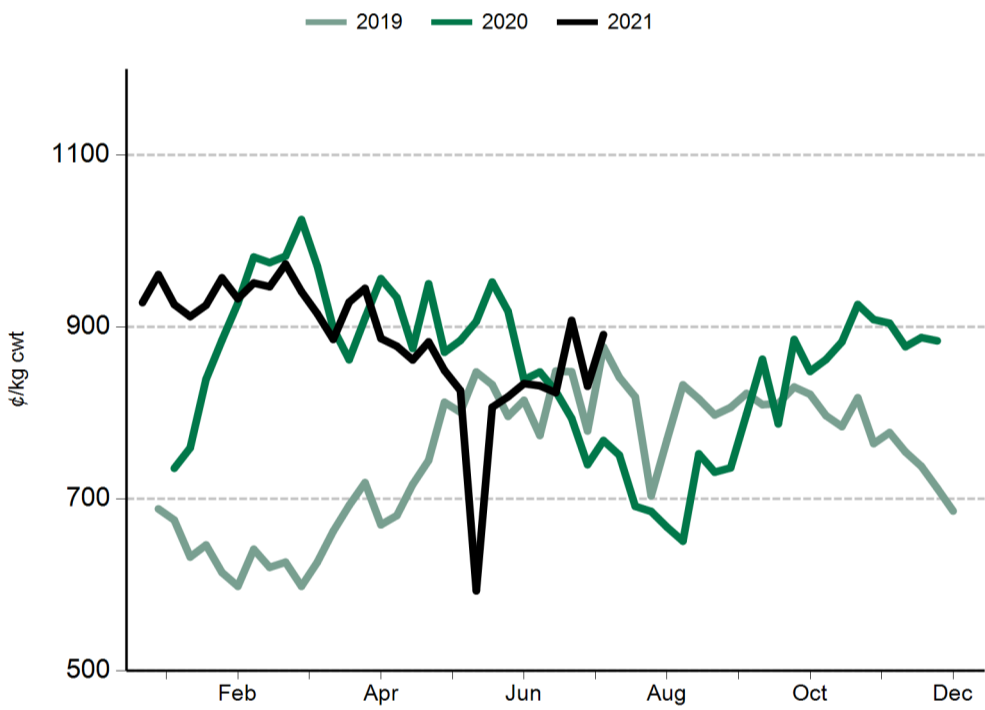
Eastern States Trade Lamb Indicator (ESTLI)



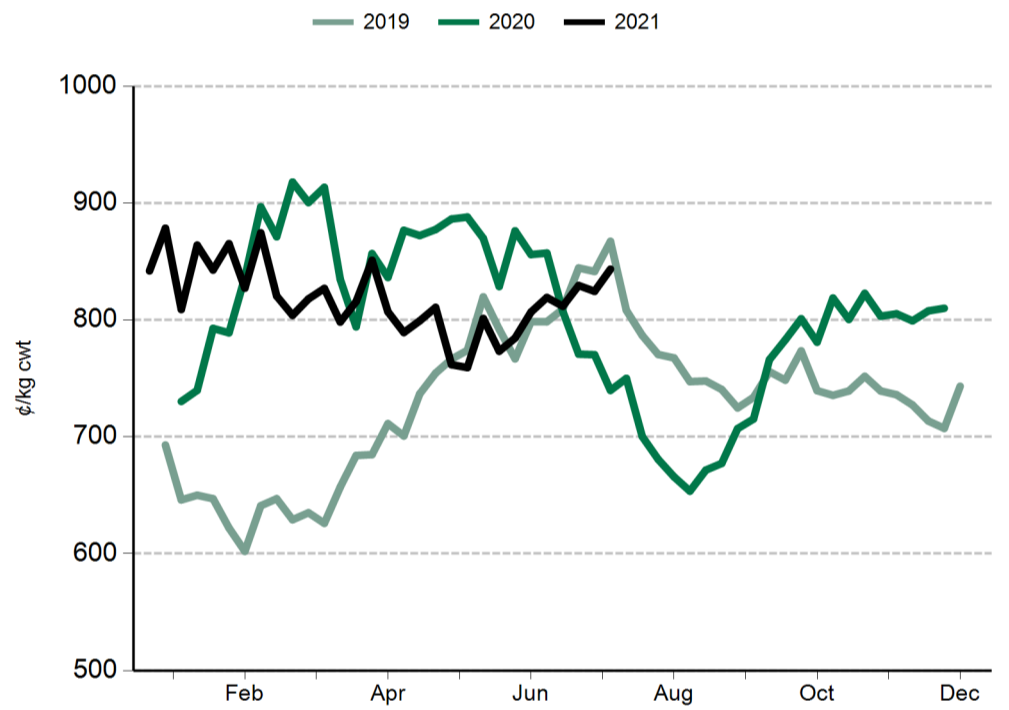
Western Trade Lamb Indicator (WTLI)



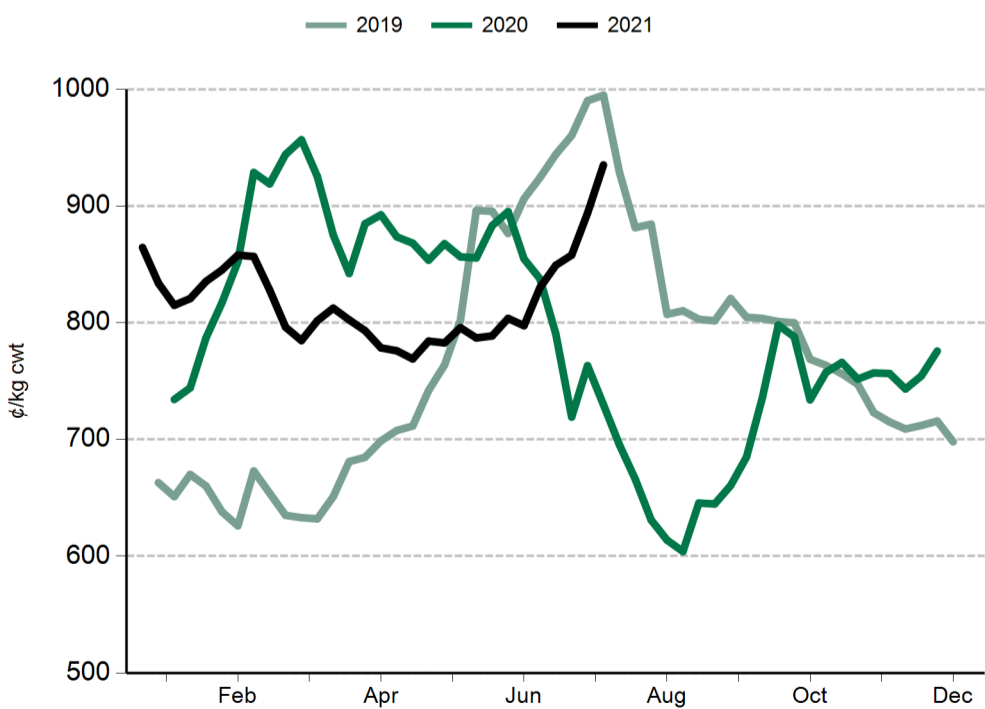
Restocker lamb



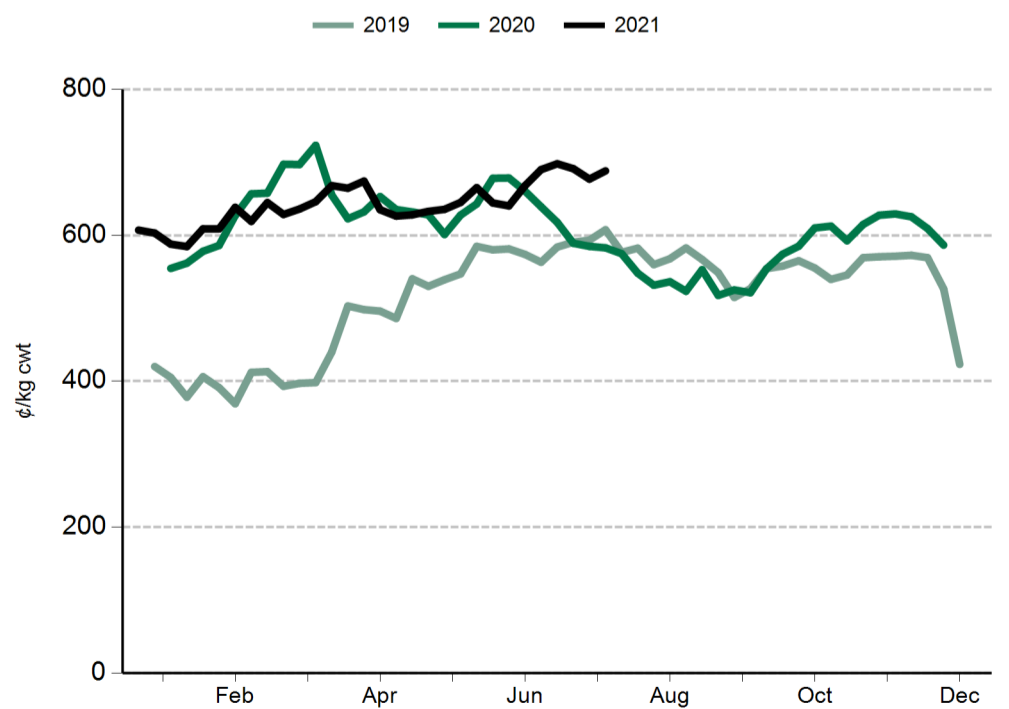
Light lamb



Heavy lamb

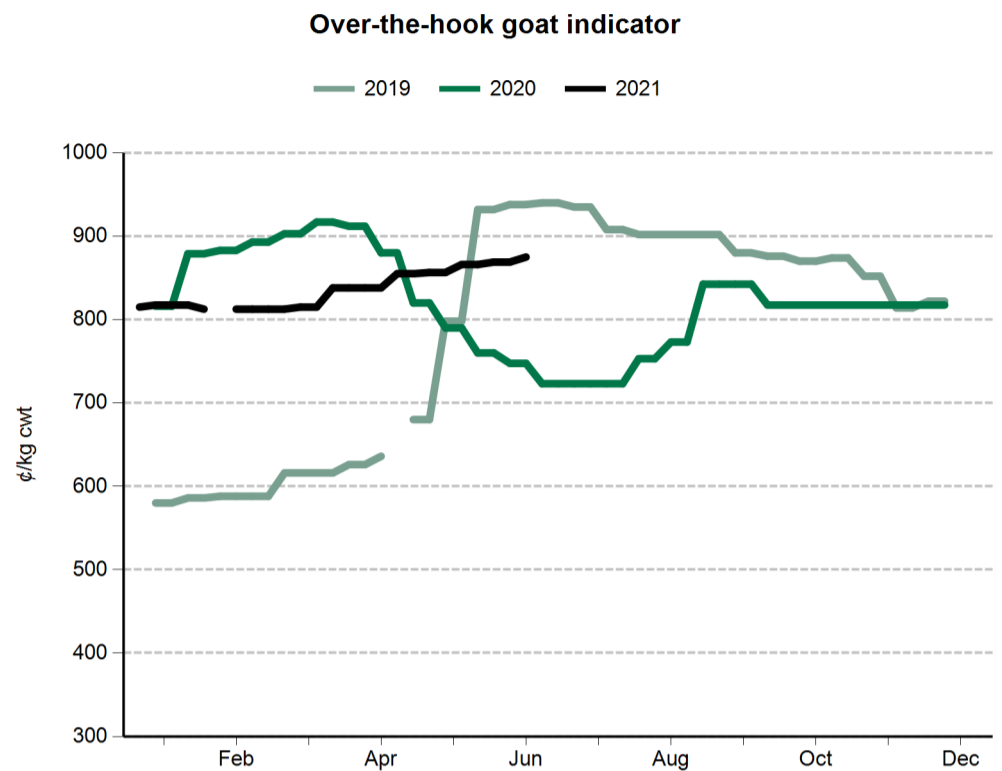


Mutton



General statistics

Over-the-hooks goat indicators (A¢/kg cwt)		31 Jul 2020
8.1-10kg		723
10.1-12kg		723
12.1-16kg		723
16.1-20kg		723
20.1kg+		723
Skin indicators - Lambs		24 Jul 2020
2" +	16.1 - 20kg	100
	20.1 - 24kg	188
	24.1kg +	288
1" - 2"	16.1 - 20kg	200
	20.1 - 24kg	50
	24.1kg +	163
0.5" - 1"	16.1 - 20kg	nq
	20.1 - 24kg	nq
	24.1kg +	125
New Season	16.1 - 20kg	nq
	20.1 - 24kg	231
	24.1kg +	313
Skin indicators - Merino sheep (average 25 micron)		
1.5" - 2"	16.1 - 20kg	500
	20.1 - 24kg	725
	24.1kg +	825



Grain prices - Darling Downs (A\$/tonne)	16 Jul 2021	24 Jul 2020
Wheat	335	375
Barley	297	335
Sorghum	nq	310
Grain prices - Riverina (A\$/tonne)		
Wheat	307	nq
Barley	nq	246

Source: Profarmer Australia

PLEASE NOTE

MLA no longer reports on fodder prices, tallow prices or the EMI on a weekly basis.

These can be accessed separately through these links:

- [Fodder prices \(Dairy Australia\)](#)
- [Tallow prices \(MLA monthly co-product report\)](#)
- [EMI \(AWEX\)](#)

US imported beef prices (CIF)		16 Jul 2021	24 Jul 2020
Bull 95CL	US¢/lb	288.5	242.5
	A¢/kg	864.3	754.3
Cow 90CL	US¢/lb	265.5	220.5
	A¢/kg	795.4	685.8
CC/CF 85CL	US¢/lb	243.5	200.5
	A¢/kg	729.5	623.6
Shank 90CL	US¢/lb	269.5	221.5
	A¢/kg	807.3	689.0
Trim 85CL	US¢/lb	243.0	199.0
	A¢/kg	728.0	619.0
Trim 80CL	US¢/lb	227.5	191.5
	A¢/kg	681.5	595.6
Trim 75CL	US¢/lb	175.0	179.5
	A¢/kg	524.2	558.3
Trim 65CL	US¢/lb	nq	nq
	A¢/kg	nq	nq
Outside flats	US¢/lb	nq	nq
	A¢/kg	nq	nq
Knuckles	US¢/lb	285.0	262.5
	A¢/kg	853.8	816.5
Inside cap off	US¢/lb	360.0	295.0
	A¢/kg	1078.5	917.6

Source: Steiner Consulting Group

