

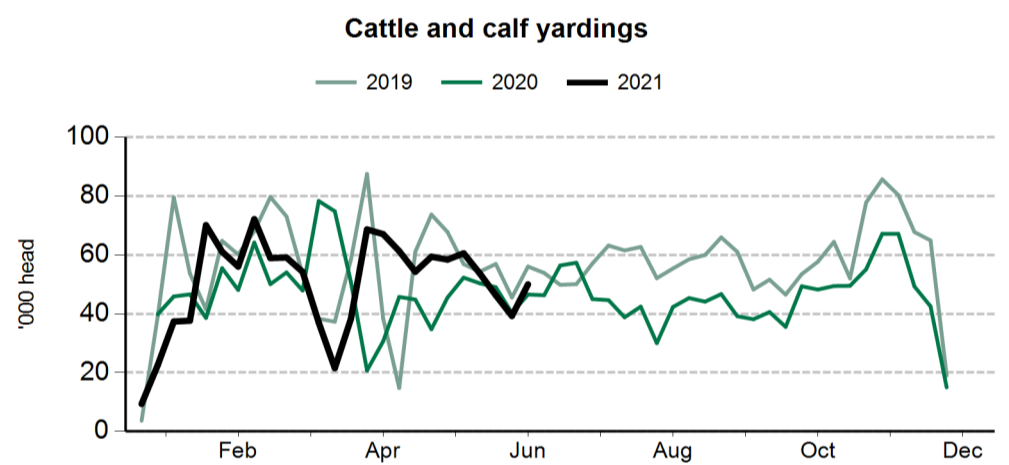
The following weekly statistical summary includes the following information:

- **Livestock movements**.....pages 1-2
  - Cattle yardings
  - Sheep yardings
  - Cattle slaughter
  - Sheep, lamb and goat slaughter
- **Cattle price indicators**.....pages 3-4
  - Saleyard indicators
  - Over-the-hook indicators
  - Live export indicators
- **Sheep and lamb indicators**.....pages 5-6
  - Saleyard indicators
  - Over-the-hook indicators
  - Live export indicators
- **General statistics**.....page 7
  - Over-the-hook goat indicators
  - Skin price indicators
  - Weekly US imported beef indicators

### Cattle movements

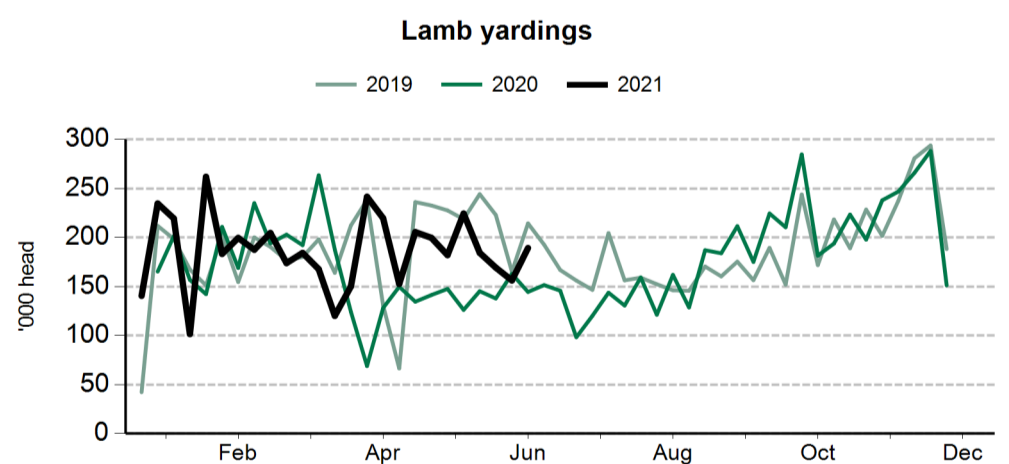
Cattle saleyard throughput		25 Jun 2021	18 Jun 2021	26 Jun 2020
Queensland	Cattle	3,988	16,400	22,745
NSW	Cattle	5,693	12,513	11,323
Victoria	Cattle	2,924	7,379	8,133
SA	Cattle	1,090	1,275	1,907
WA	Cattle	1,029	1,243	2,120
Tasmania	Cattle	75	85	65

Cattle slaughter		18 Jun 2021	26 Jun 2020
Queensland	Cattle	58,545	59,714
	Calves	46	133
NSW	Cattle	26,163	30,592
	Calves	754	1,535
Victoria	Cattle	13,576	22,895
	Calves	3,541	4,344
SA	Cattle	2,637	3,259
	Calves	5	6
Tasmania	Cattle	5,000	4,931
	Calves	0	6

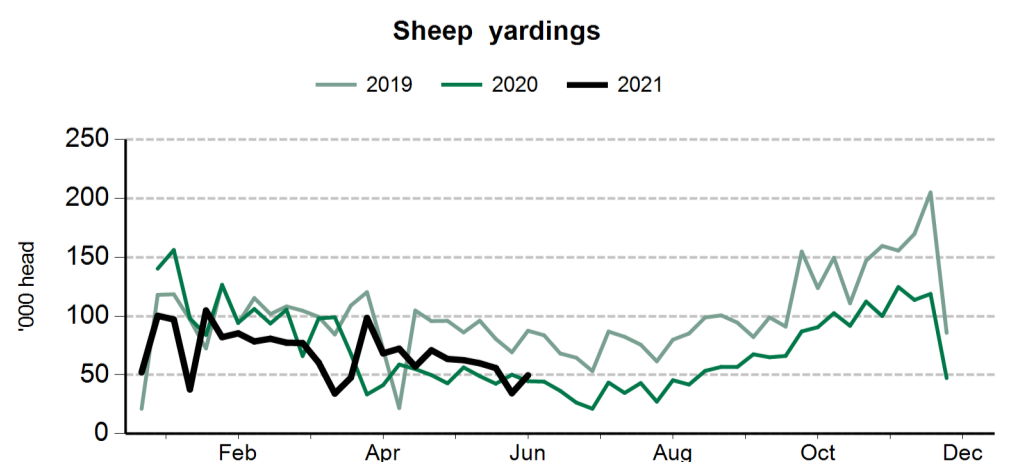


### Smallstock movements

Sheep and lamb saleyard throughput		25 Jun 2021	18 Jun 2021	26 Jun 2020
NSW	Lambs	50,360	119,287	86,964
	Sheep	7,490	28,529	20,405
Victoria	Lambs	27,200	49,246	48,000
	Sheep	6,250	14,795	14,637
SA	Lambs	6,557	10,370	5,829
	Sheep	1,314	3,171	926
WA	Lambs	6,800	8,613	8,816
	Sheep	500	2,500	6,350
Tasmania	Lambs	1,583	1,250	1,200
	Sheep	1,207	629	1,900

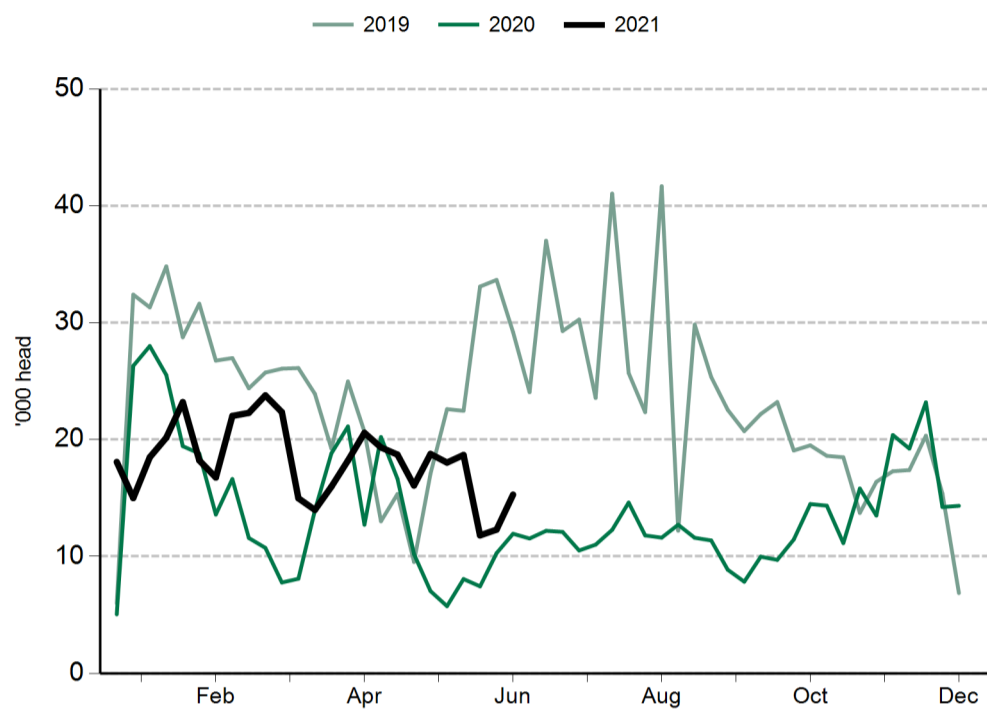


Sheep and lamb slaughter		18 Jun 2021	26 Jun 2020
Queensland	Lambs	515	632
	Sheep	1,244	256
NSW	Lambs	114,774	85,993
	Sheep	32,472	19,849
Victoria	Lambs	167,271	145,622
	Sheep	33,452	21,643
SA	Lambs	60,022	39,162
	Sheep	2,319	1,740
Tasmania	Lambs	6,014	3,662
	Sheep	1,253	62

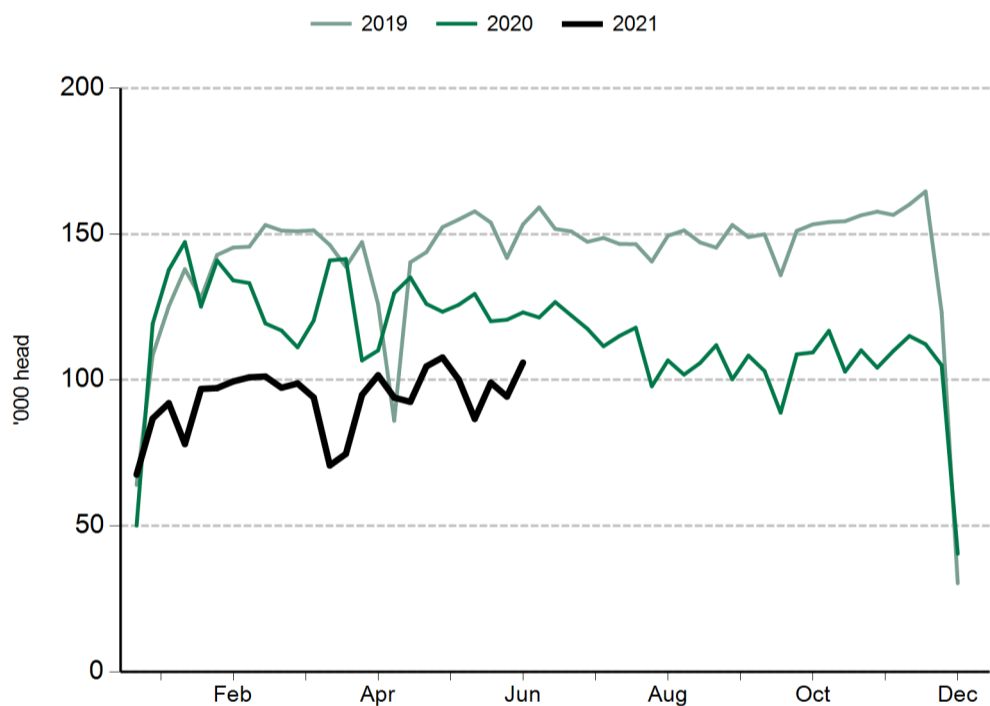


Goat slaughter		18 Jun 2021	26 Jun 2020
Queensland	Goats	8,368	4,232
NSW	Goats	1,406	1,430
Victoria	Goats	3,483	2,516
SA	Goats	2,032	3,354
Tasmania	Goats	nq	nq

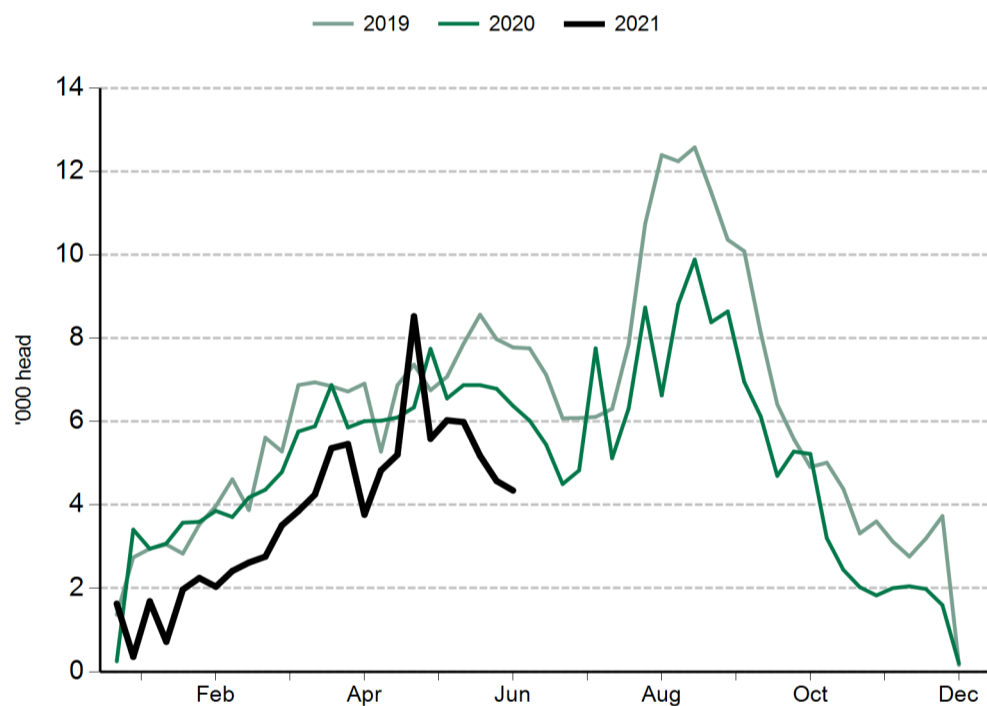
Goat slaughter



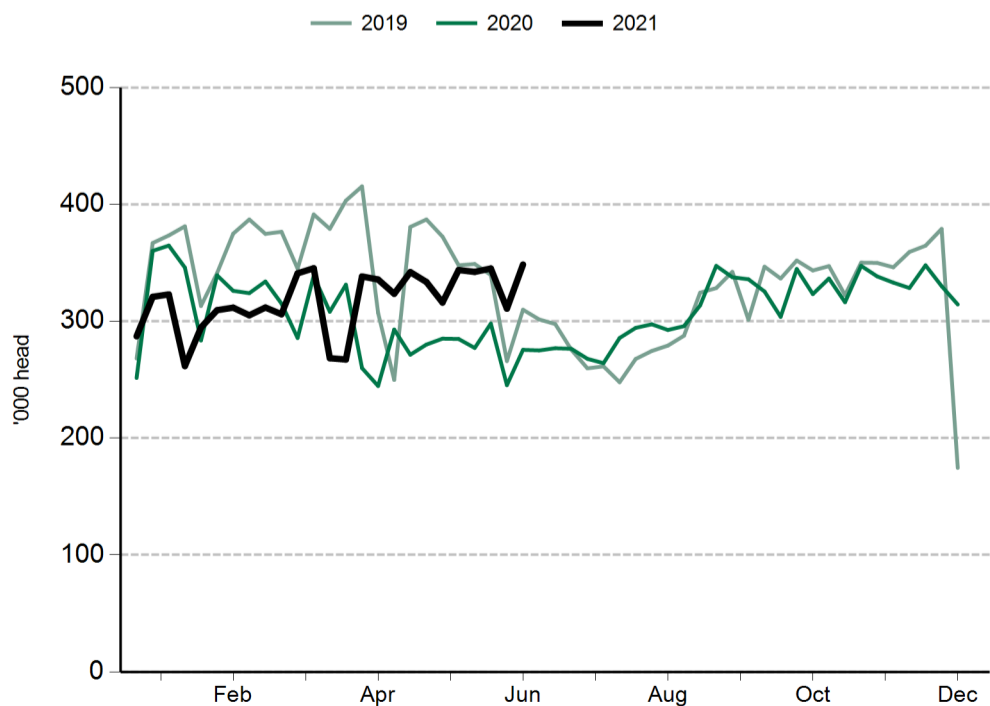
Cattle slaughter



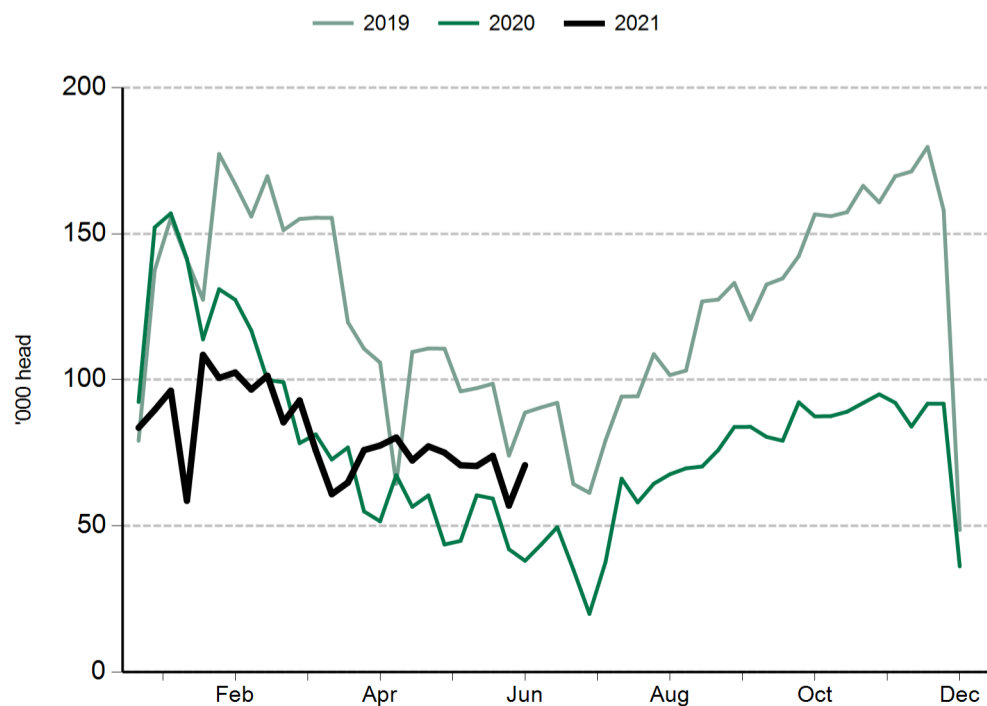
Calf slaughter



Lamb slaughter



Sheep slaughter



#### Cattle prices

National saleyard indicators	Live weight	Muscle/Fat	Unit	29 Jun 2021	30 Jun 2020
Restocker Steer	200-280kg	C2	¢/kg lwt	556	433
Feeder Steer	330-400kg	C2	¢/kg lwt	475	393
Vealer Steer	280-330kg	C2	¢/kg lwt	533	416
			¢/kg cwt	1010	792
Trade Steer	330-400kg	C3	¢/kg lwt	488	405
			¢/kg cwt	923	756
Medium Steer	400-500kg	C3	¢/kg lwt	403	364
			¢/kg cwt	755	688
Heavy Steer	500-600kg	C4	¢/kg lwt	406	368
			¢/kg cwt	741	674
Medium Cow	400-520kg	D3	¢/kg lwt	286	280
			¢/kg cwt	590	576
<b>Eastern Young Cattle Indicator (EYCI)</b>			¢/kg cwt	934.00	764.25

Eastern states OTH indicators	Carcase weight	Muscle	Unit	25 Jun 2021	3 Jul 2020
Trade steer	240-260kg	A-C	¢/kg cwt	657	591
Medium steer	260-280kg	A-C	¢/kg cwt	670	614
Heavy steer	300-400kg	A-C	¢/kg cwt	678	623
Medium cow	260-280kg	A-E	¢/kg cwt	568	508
MSA trade steer	240-260kg	A-C	¢/kg cwt	668	637

Feeder cattle indicators - paddock sales	Unit	26 Jun 2020
<b>Domestic</b>		
Steers 280-350kg	¢/kg lwt	393
Heifers 280-350kg	¢/kg lwt	355
<b>Export</b>		
Shortfed 100-120 DOF	¢/kg lwt	358
Mediumfed 120-220 DOF	¢/kg lwt	415
Longfed 220+ DOF	¢/kg lwt	330

State saleyard indicators				Queensland		NSW		Victoria		SA		Tasmania	
Category	Live weight	Muscle/Fat	Unit	29 Jun 2021	30 Jun 2020	29 Jun 2021	30 Jun 2020	29 Jun 2021	30 Jun 2020	29 Jun 2021	30 Jun 2020	29 Jun 2021	30 Jun 2020
Restocker Steer	200-280kg	C2	¢/kg lwt	556	432	557	446	414	407	nq	nq	nq	nq
Feeder Steer	330-400kg	C2	¢/kg lwt	471	388	483	407	450	395	nq	396	nq	nq
Vealer Steer	280-330kg	C2	¢/kg lwt	nq	406	537	434	461	390	540	393	nq	nq
			¢/kg cwt	nq	767	1012	815	850	730	1080	786	nq	nq
Trade Steer	330-400kg	C3	¢/kg lwt	nq	380	485	411	461	403	516	381	nq	nq
			¢/kg cwt	nq	691	879	754	868	778	1026	757	nq	nq
Medium Steer	400-500kg	C3	¢/kg lwt	361	351	421	370	450	378	378	367	nq	nq
			¢/kg cwt	670	661	789	687	849	723	756	729	nq	nq
Heavy Steer	500-600kg	C4	¢/kg lwt	360	345	407	369	405	389	nq	nq	nq	nq
			¢/kg cwt	667	621	742	679	750	721	nq	nq	nq	nq
Medium Cow	400-520kg	D3	¢/kg lwt	273	276	296	291	314	298	nq	nq	264	235
			¢/kg cwt	569	568	616	601	637	603	nq	nq	548	494

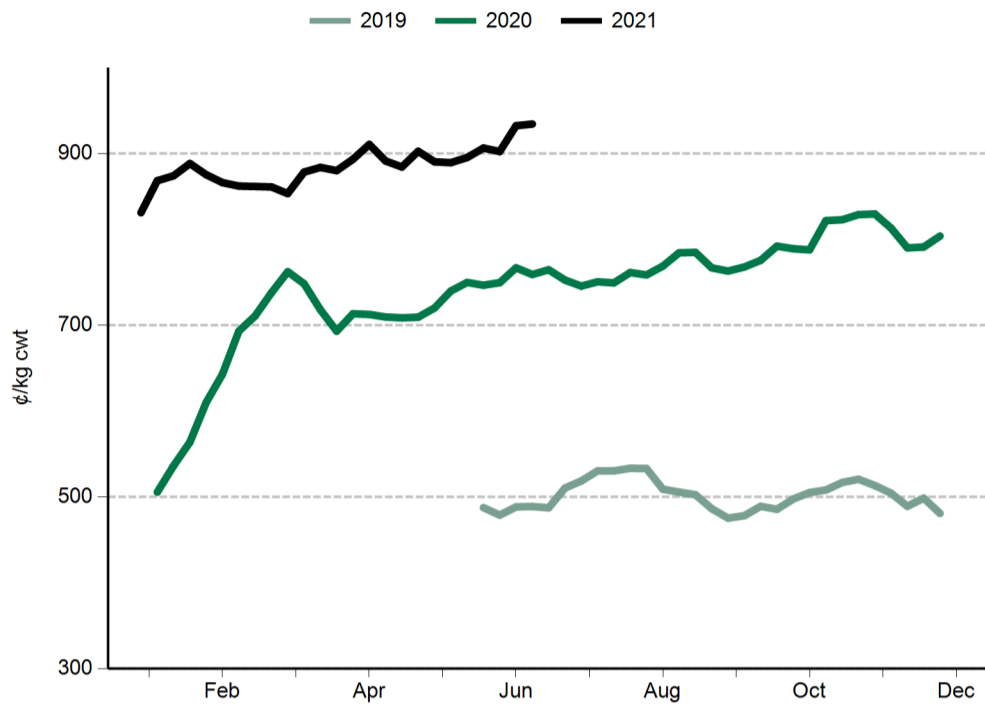
State over-the-hooks indicators				Queensland		NSW		Victoria		SA		Tasmania	
Category	Carcase weight	Muscle	Unit	25 Jun 2021	3 Jul 2020	25 Jun 2021	3 Jul 2020	25 Jun 2021	3 Jul 2020	25 Jun 2021	3 Jul 2020	25 Jun 2021	3 Jul 2020
Trade steer	240-260kg	A-C	¢/kg cwt	672	622	675	589	715	645	nq	nq	566	507
Medium steer	260-280kg	A-C	¢/kg cwt	670	621	677	585	715	636	nq	nq	620	nq
Heavy steer	300-400kg	A-C	¢/kg cwt	680	632	690	595	722	642	nq	nq	620	nq
Medium cow	260-280kg	A-E	¢/kg cwt	585	529	568	515	547	506	615	521	525	467
MSA trade steer	240-260kg	A-C	¢/kg cwt	681	640	677	635	nq	nq	645	nq	nq	nq

WA saleyard indicators	Unit	29 Jun 2021	30 Jun 2020
WYCI	¢/kg cwt	963	726
Medium Steer	¢/kg lwt	400	358
Medium Cow	¢/kg lwt	325	273

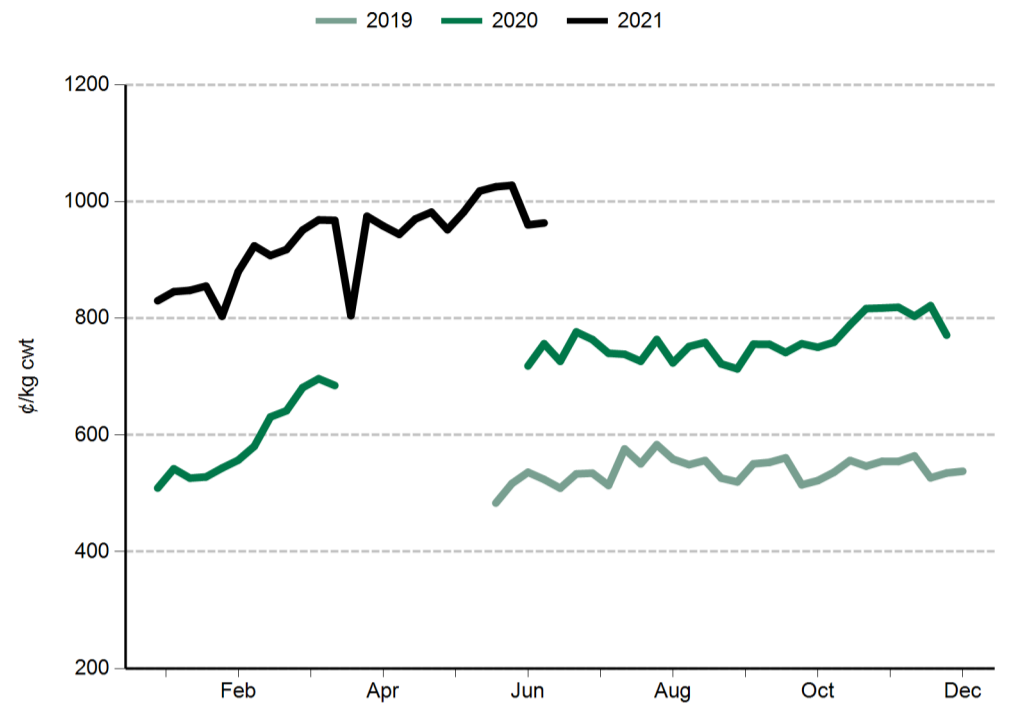
WA over-the-hooks indicators	Unit	3 Jul 2020
Grassfed yearling	¢/kg cwt	565
Grainfed yearling	¢/kg cwt	565
MSA yearling	¢/kg cwt	590

Live Export Price Quotes			Unit	18 Jun 2021	26 Jun 2020
Light Steer	260 - 360 kg	Townsville	¢/kg lwt	400	nq
	260 - 360 kg	Darwin	¢/kg lwt	nq	340
Light Heifer	260 - 360 kg	Townsville	¢/kg lwt	375	nq
	260 - 360 kg	Darwin	¢/kg lwt	nq	320

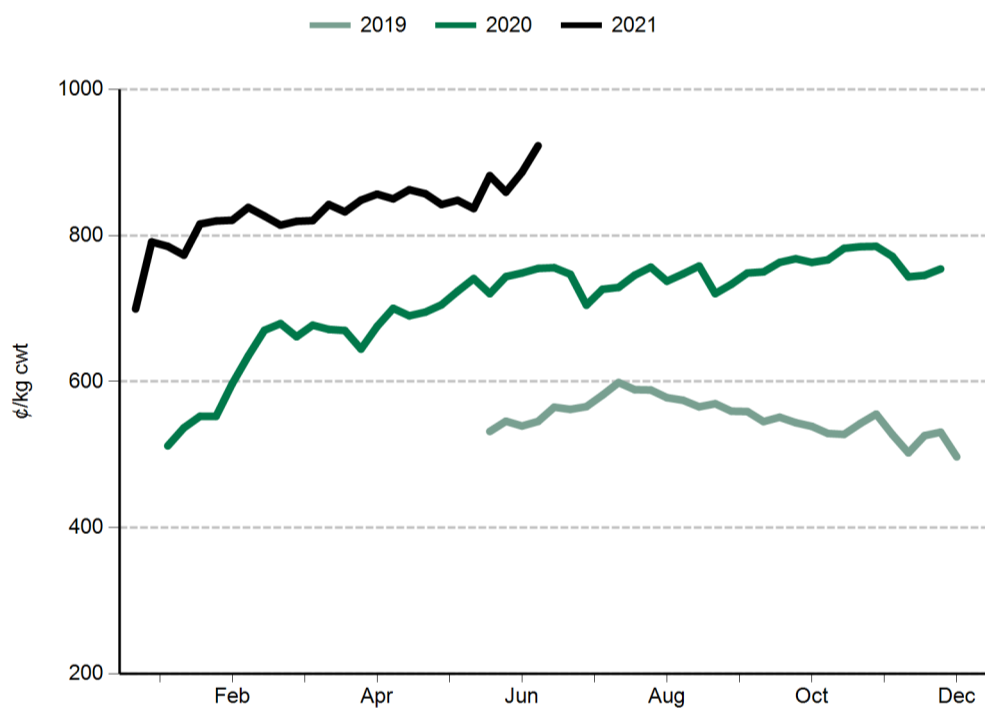
**Eastern Young Cattle Indicator (EYCI)**



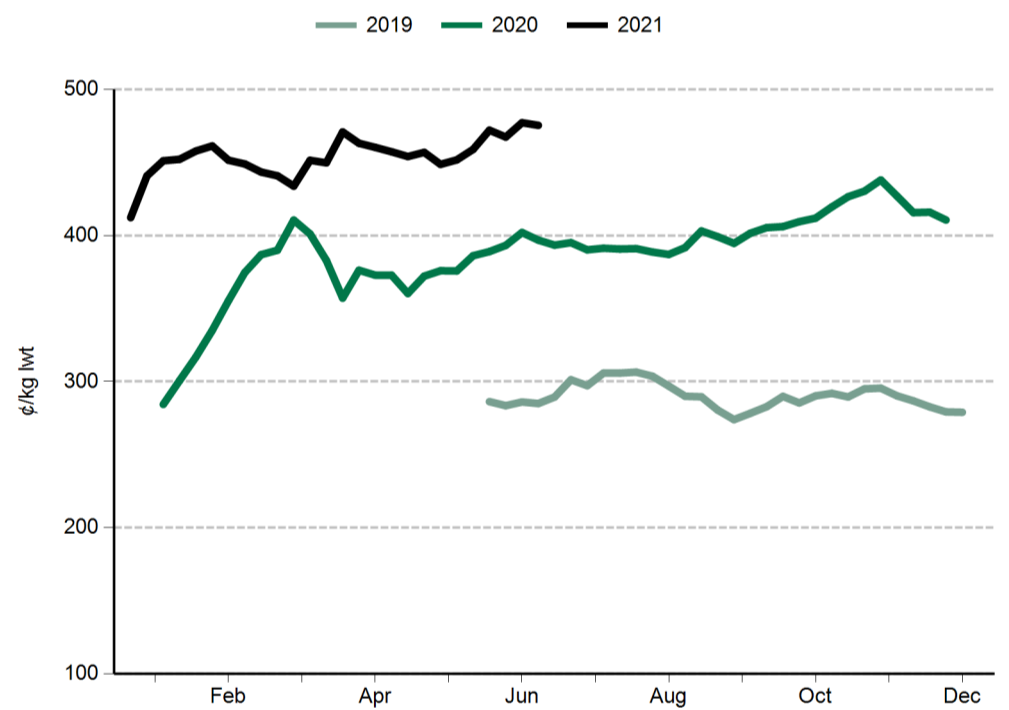
**Western Young Cattle Indicator (WYCI)**



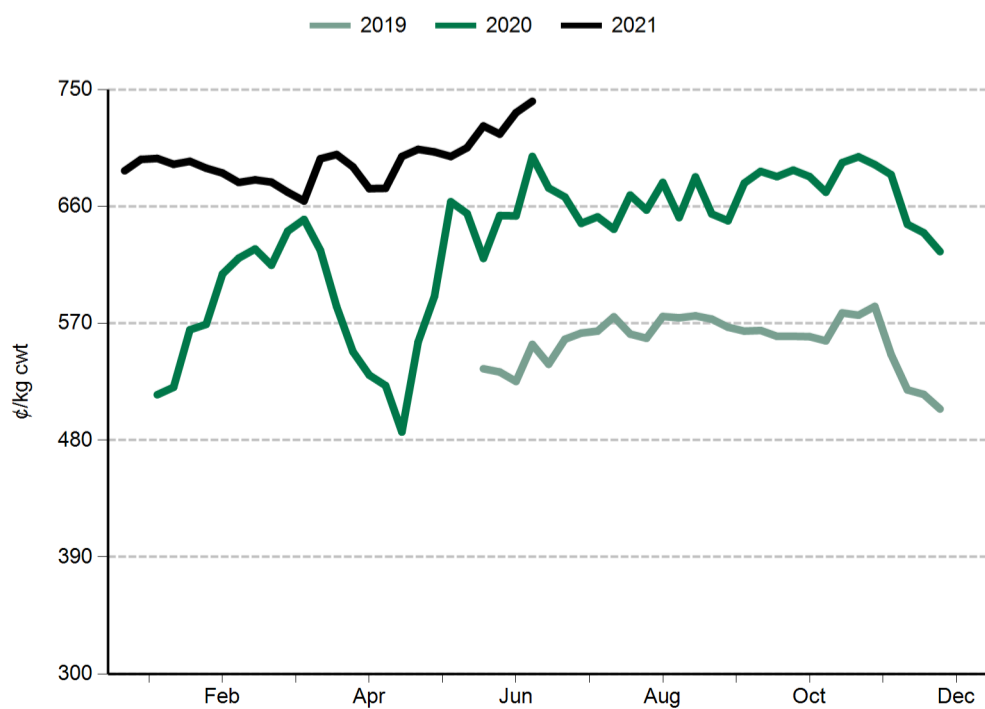
**Trade steer**



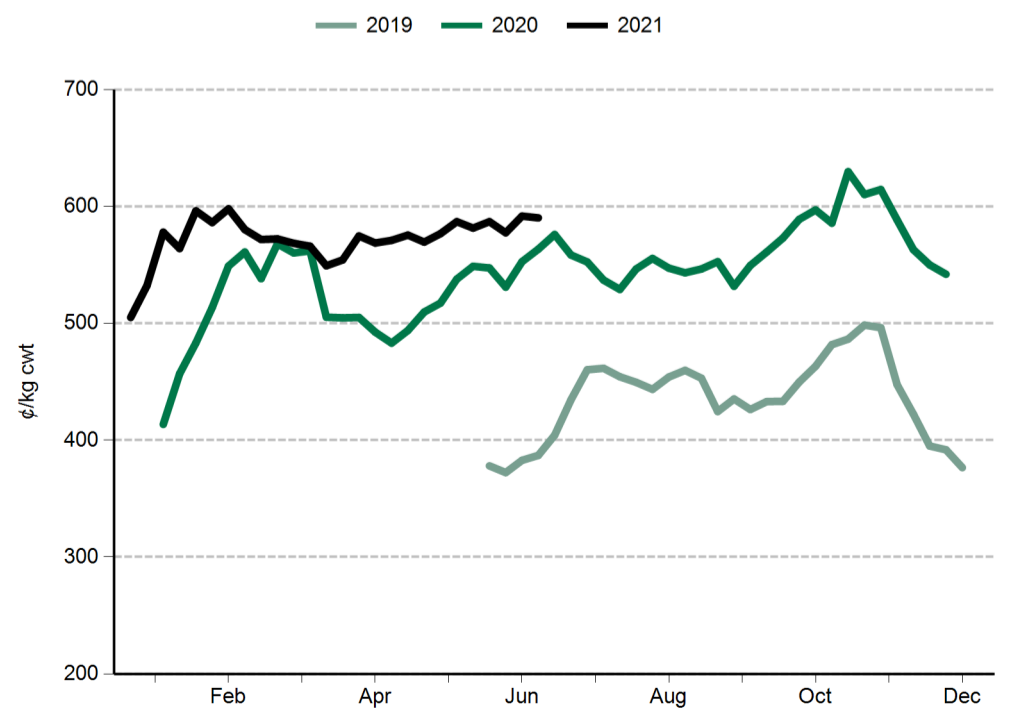
**Feeder steer**



**Heavy steer**



**Medium cow**



#### Sheep and lamb prices

Eastern States Trade Lamb Indicator (¢/kg cwt)	29 Jun 2021	30 Jun 2020
ESTLI	851	836

National saleyard sheep and lamb indicators (¢/kg cwt)		29 Jun 2021	30 Jun 2020
Merino lamb	16-22kg	801	755
Restocker/feeder lamb	0-18kg	831	825
Light lamb	12-18kg	819	808
Trade lamb	18-22kg	843	834
Heavy lamb	22+kg	830	791
Mutton	18-24kg	690	618

National OTH sheep and lamb indicators (¢/kg cwt)		25 Jun 2021	3 Jul 2020
Medium trade lamb	18-20kg	762	785
Heavy trade lamb	20-22kg	762	785
Heavy lamb	22-24kg	762	791
Mutton	18-24kg	650	593

State saleyard sheep and lamb indicators (¢/kg cwt)		Victoria		NSW		SA		WA		Tasmania	
		29 Jun 2021	30 Jun 2020	29 Jun 2021	30 Jun 2020	29 Jun 2021	30 Jun 2020	29 Jun 2021	30 Jun 2020	29 Jun 2021	30 Jun 2020
Merino lamb	16-22kg	825	731	785	773	759	733	815	791	nq	nq
Restocker/feeder lamb	0-18kg	762	870	935	955	905	740	807	720	895	789
Light lamb	12-18kg	807	812	844	830	756	759	817	765	853	753
Trade lamb	18-22kg	858	840	851	843	811	747	782	821	852	787
Heavy lamb	22+kg	850	785	825	797	766	720	785	845	814	711
Mutton	18-24kg	686	608	698	678	640	561	593	476	746	583

Over-the-hooks sheep and lamb indicators (¢/kg cwt)		Victoria		NSW		SA		WA		Tasmania	
		25 Jun 2021	3 Jul 2020	25 Jun 2021	3 Jul 2020	25 Jun 2021	3 Jul 2020	25 Jun 2021	3 Jul 2020	25 Jun 2021	3 Jul 2020
Medium trade lamb	18-20kg	761	820	726	763	777	794	784	765	nq	nq
Heavy trade lamb	20-22kg	761	820	726	763	777	794	784	765	nq	nq
Heavy lamb	22-24kg	761	850	726	763	777	788	784	765	nq	nq
Mutton	18-24kg	658	628	687	628	638	606	617	513	nq	nq

Live export price quotes (A\$/head)	22 Jun 2021	30 Jun 2020	
Live wether	Muchea	nq	nq

#### Glossary:

**cwt** – carcase weight

**lwt** – live weight

**OTH** – over-the-hooks. Refers to the marketing of cattle/sheep/lambs directly from the farm to an abattoir where a producer is paid for the value of the carcase based on a sliding grid.

**CIF** – Cost, insurance, freight. The quoted price for the goods including freight and insurance costs delivered to final destination.

**C&F** – Cost and freight. Refers to the quoted price for the goods, including freight to the delivery point, but not insurance.

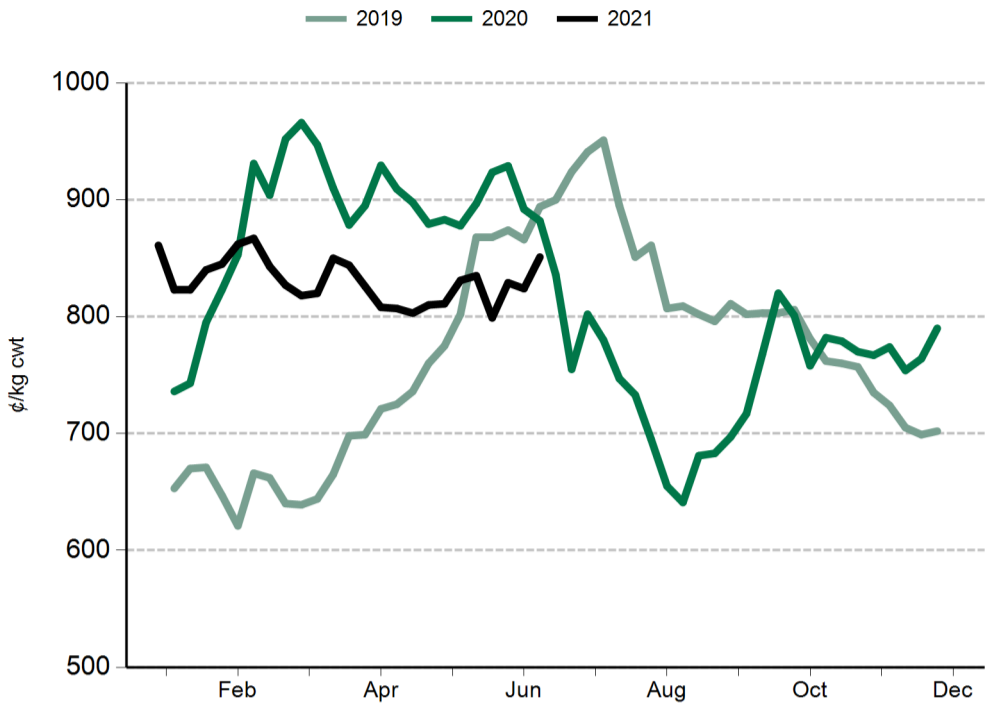
**FAS** – Free alongside ship. Refers to export price quotes where the seller is obliged to pay warehouse services, packing, inland freight and port charges, but not placement of goods onto the ship. The buyer is obliged to pay overseas freight, charges in foreign port, customs duties, quarantine and delivery to final destination. (See also 'FOB').

**EYCI** – Eastern Young Cattle Indicator. A seven day rolling average from 24 saleyards across NSW, Victoria and Queensland. It includes vealer and yearling heifers and steers, grade score C2 or C3, with live weight from 200kg.

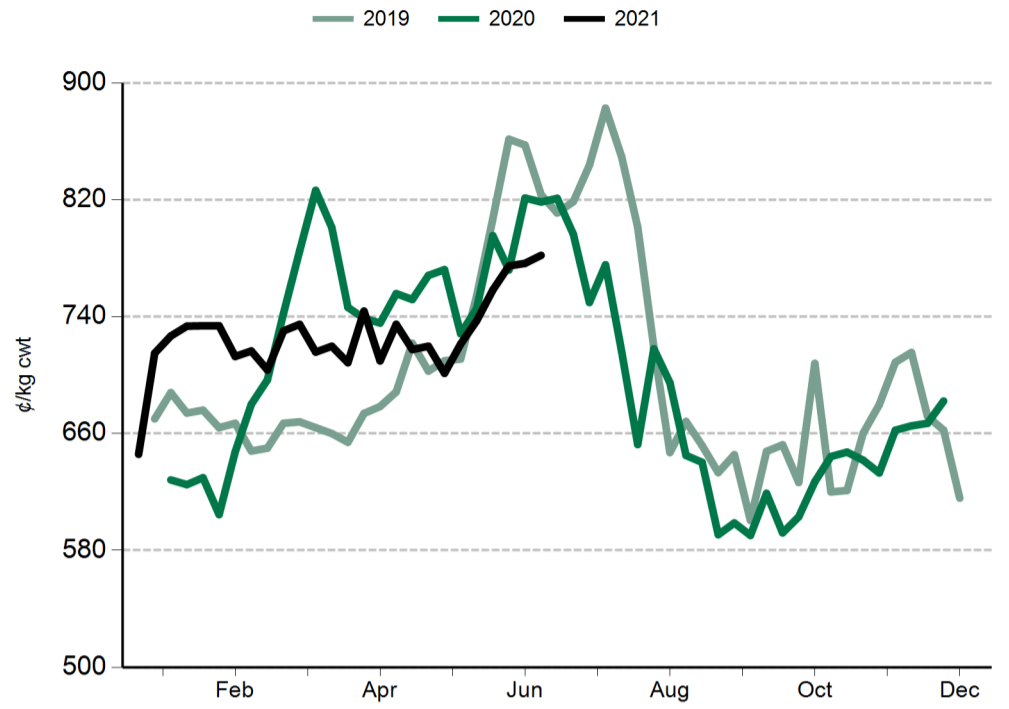
**WYCI** – Western Young Cattle Indicator. A benchmark of the value of young cattle in WA saleyards. It includes vealer and yearling heifers and steers, grade score C2 or C3, 180kg+ live weight.

All data is collected by MLA's NLRS, unless specified otherwise.

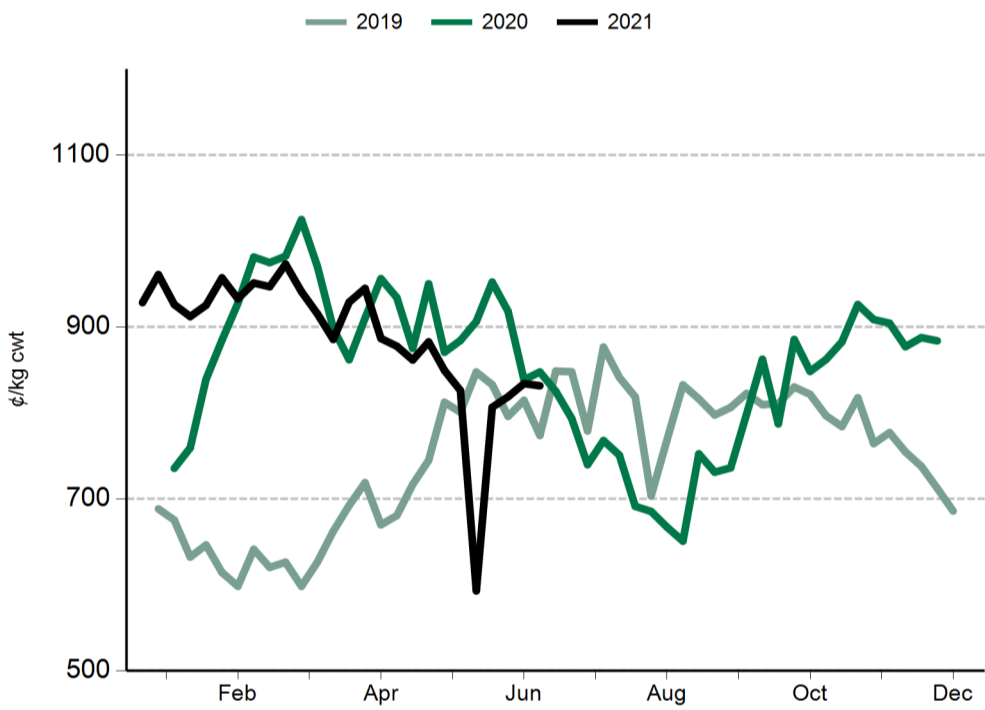
**Eastern States Trade Lamb Indicator (ESTLI)**



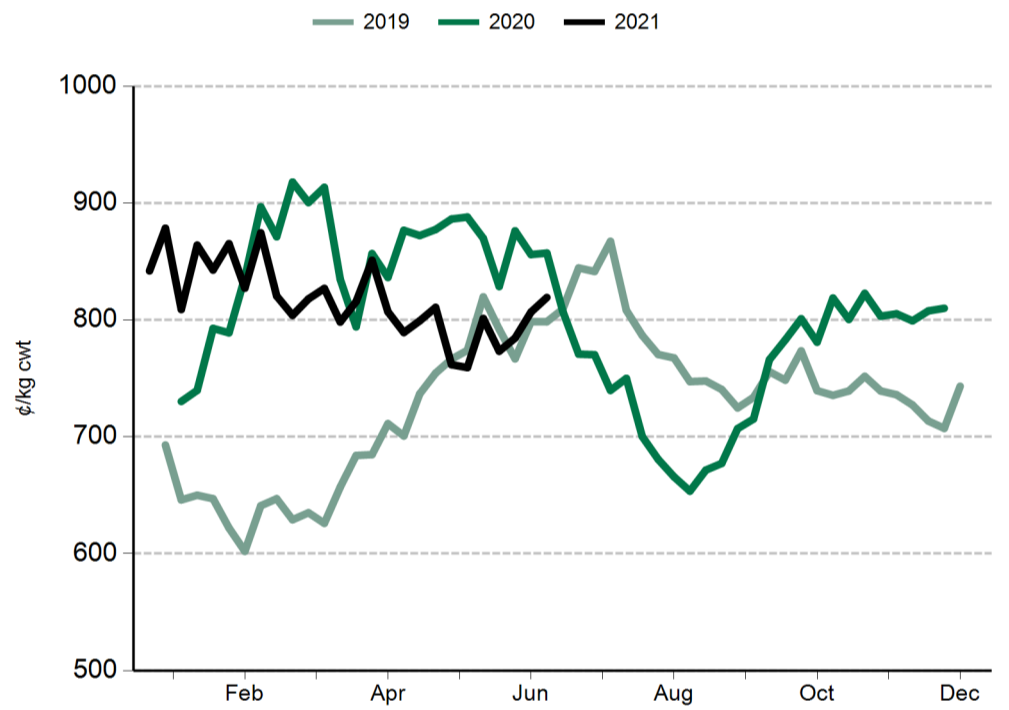
**Western Trade Lamb Indicator (WTLI)**



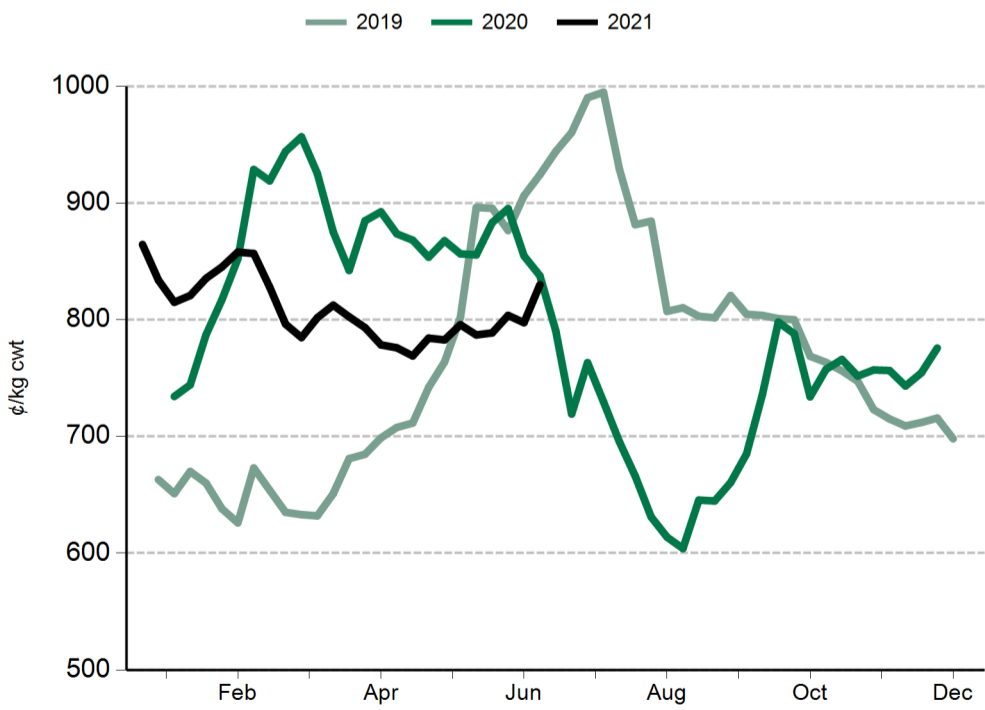
**Restocker lamb**



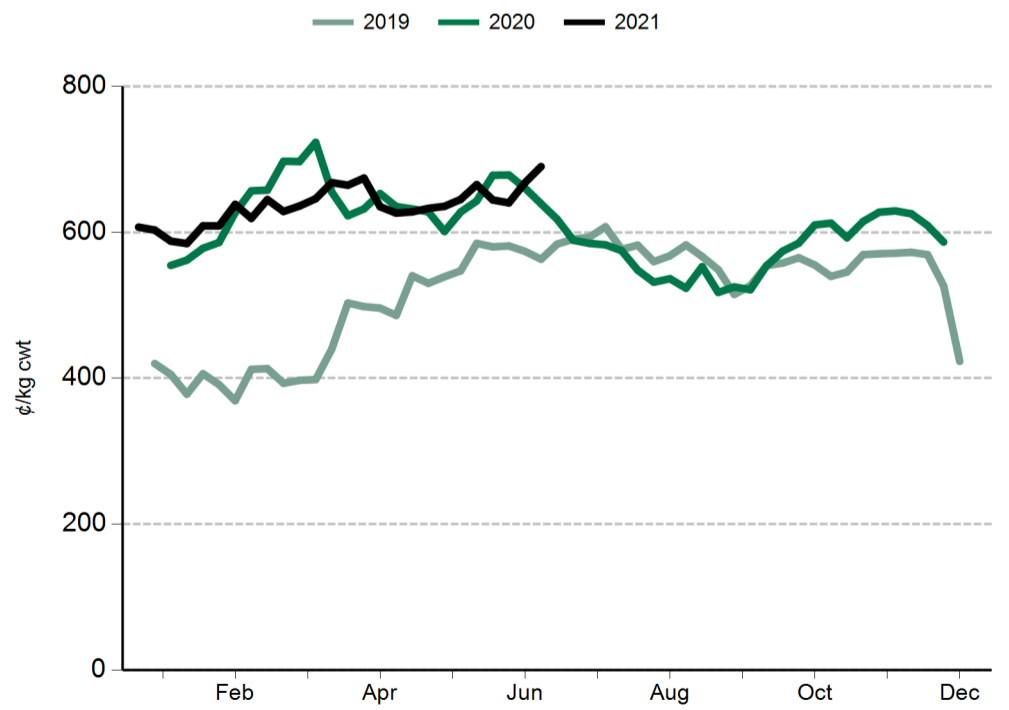
**Light lamb**



**Heavy lamb**



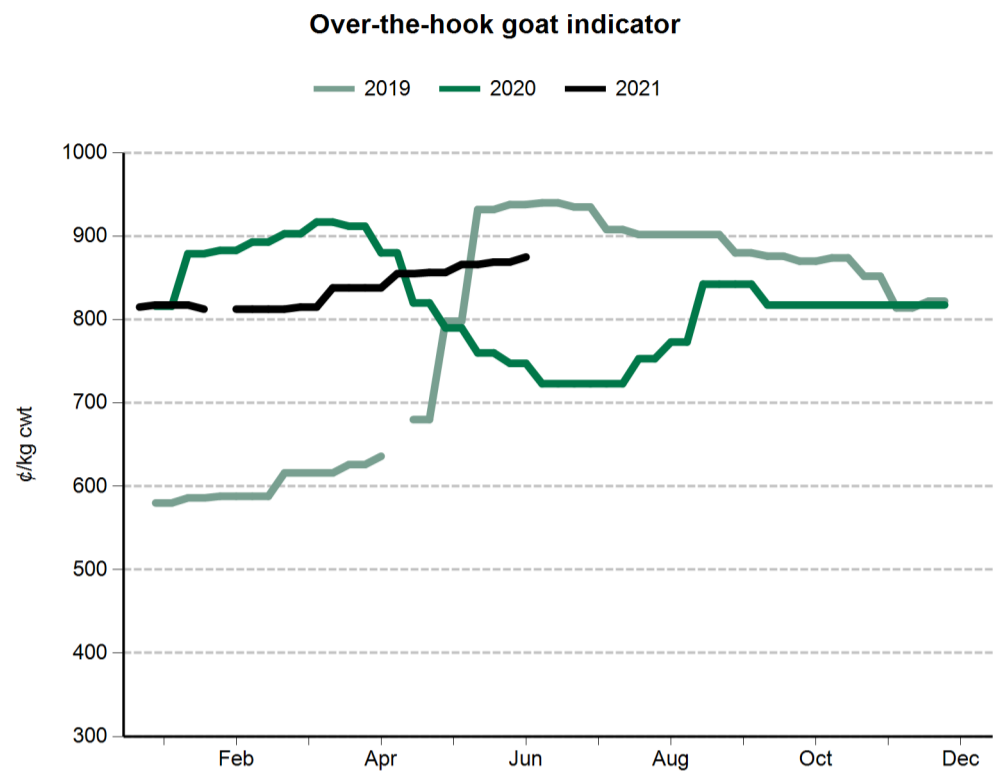
**Mutton**



#### General statistics

Over-the-hooks goat indicators (A¢/kg cwt)	18 Jun 2021	3 Jul 2020
8.1-10kg	894	723
10.1-12kg	875	723
12.1-16kg	875	723
16.1-20kg	869	723
20.1kg+	835	723

Skin indicators - Lambs		26 Jun 2020
2" +	16.1 - 20kg	100
	20.1 - 24kg	188
	24.1kg +	288
1" - 2"	16.1 - 20kg	200
	20.1 - 24kg	50
	24.1kg +	163
0.5" - 1"	16.1 - 20kg	nq
	20.1 - 24kg	nq
	24.1kg +	125
New Season	16.1 - 20kg	nq
	20.1 - 24kg	231
	24.1kg +	313
Skin indicators - Merino sheep (average 25 micron)		
1.5" - 2"	16.1 - 20kg	500
	20.1 - 24kg	725
	24.1kg +	825



Grain prices - Darling Downs (A\$/tonne)	18 Jun 2021	26 Jun 2020
Wheat	320	385
Barley	306	330
Sorghum	nq	325
Grain prices - Riverina (A\$/tonne)		
Wheat	300	nq
Barley	255	245

Source: Profarmer Australia

PLEASE NOTE

MLA no longer reports on fodder prices, tallow prices or the EMI on a weekly basis.

These can be accessed separately through these links:

- [Fodder prices \(Dairy Australia\)](#)
- [Tallow prices \(MLA monthly co-product report\)](#)
- [EMI \(AWEX\)](#)

US imported beef prices (CIF)		18 Jun 2021	26 Jun 2020
Bull 95CL	US¢/lb	290.0	240.0
	A¢/kg	845.7	768.9
Cow 90CL	US¢/lb	268.5	220.0
	A¢/kg	783.0	704.8
CC/CF 85CL	US¢/lb	247.5	205.0
	A¢/kg	721.8	656.7
Shank 90CL	US¢/lb	257.5	222.5
	A¢/kg	750.9	712.8
Trim 85CL	US¢/lb	247.0	203.5
	A¢/kg	720.3	651.9
Trim 80CL	US¢/lb	225.5	192.5
	A¢/kg	657.6	616.7
Trim 75CL	US¢/lb	175.0	177.5
	A¢/kg	510.3	568.6
Trim 65CL	US¢/lb	nq	nq
	A¢/kg	nq	nq
Outside flats	US¢/lb	nq	nq
	A¢/kg	nq	nq
Knuckles	US¢/lb	300.0	262.5
	A¢/kg	874.9	841.0
Inside cap off	US¢/lb	372.5	290.0
	A¢/kg	1086.3	929.0

Source: Steiner Consulting Group

