

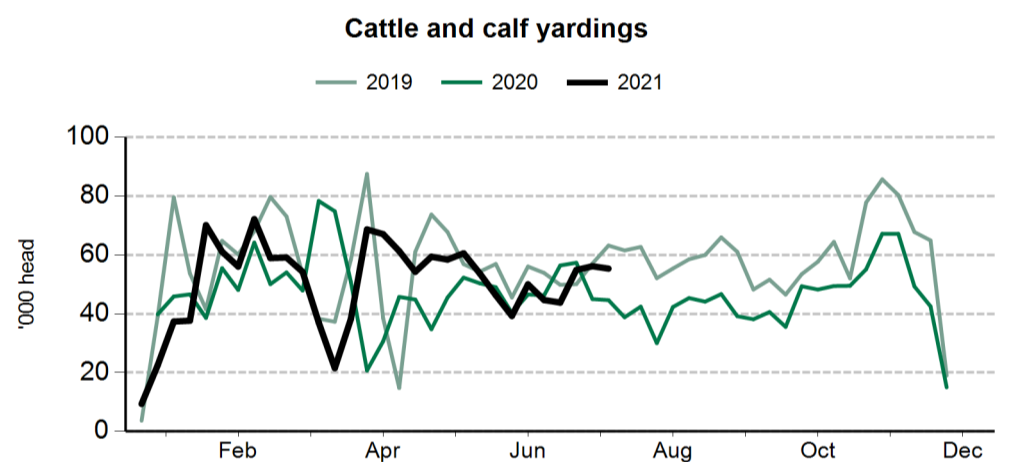
The following weekly statistical summary includes the following information:

- **Livestock movements**.....pages 1-2
  - Cattle yardings
  - Sheep yardings
  - Cattle slaughter
  - Sheep, lamb and goat slaughter
- **Cattle price indicators**.....pages 3-4
  - Saleyard indicators
  - Over-the-hook indicators
  - Live export indicators
- **Sheep and lamb indicators**.....pages 5-6
  - Saleyard indicators
  - Over-the-hook indicators
  - Live export indicators
- **General statistics**.....page 7
  - Over-the-hook goat indicators
  - Skin price indicators
  - Weekly US imported beef indicators

### Cattle movements

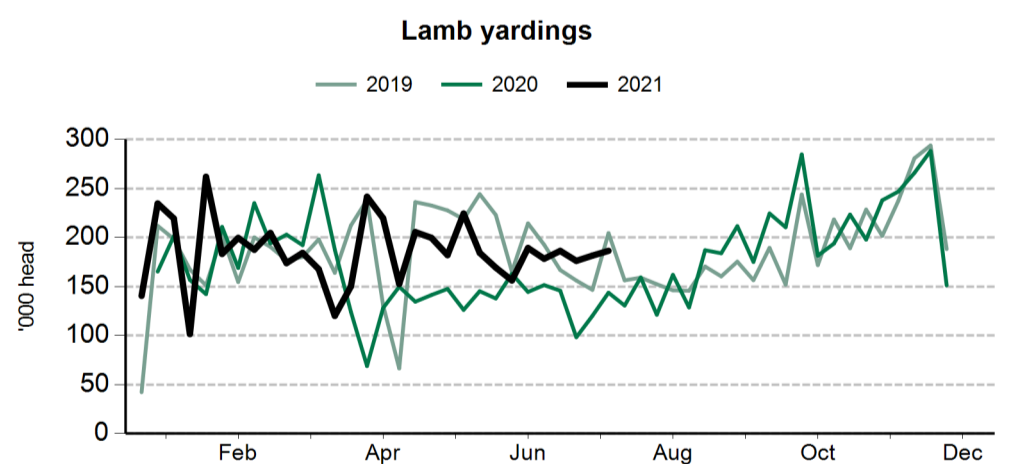
Cattle saleyard throughput		30 Jul 2021	23 Jul 2021	31 Jul 2020
Queensland	Cattle	9,138	22,393	20,671
NSW	Cattle	8,091	11,325	7,702
Victoria	Cattle	3,947	6,374	6,360
SA	Cattle	1,112	1,017	1,568
WA	Cattle	1,393	2,216	2,458
Tasmania	Cattle	35	23	57

Cattle slaughter		23 Jul 2021	31 Jul 2020
Queensland	Cattle	50,158	54,817
	Calves	138	117
NSW	Cattle	26,891	30,985
	Calves	33	1,921
Victoria	Cattle	12,304	20,238
	Calves	2,107	2,896
SA	Cattle	2,610	4,046
	Calves	10	10
Tasmania	Cattle	3,677	5,005
	Calves	198	176

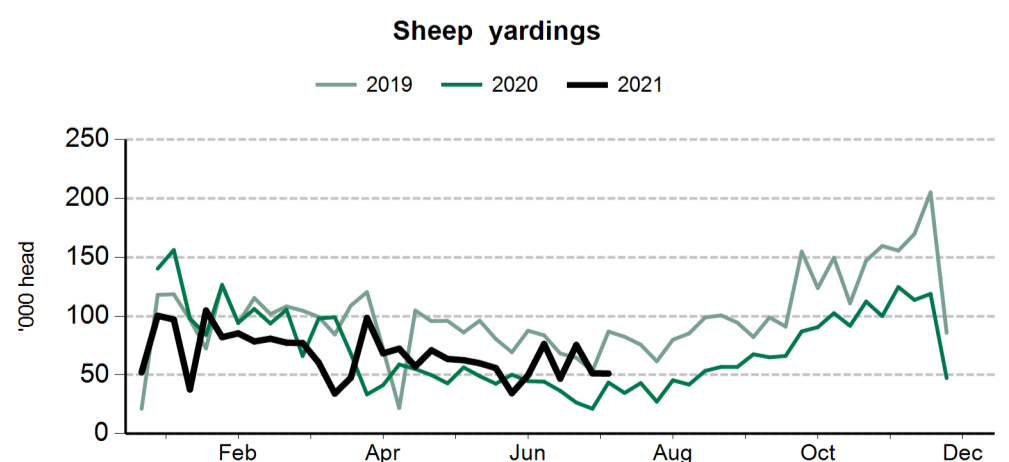


### Smallstock movements

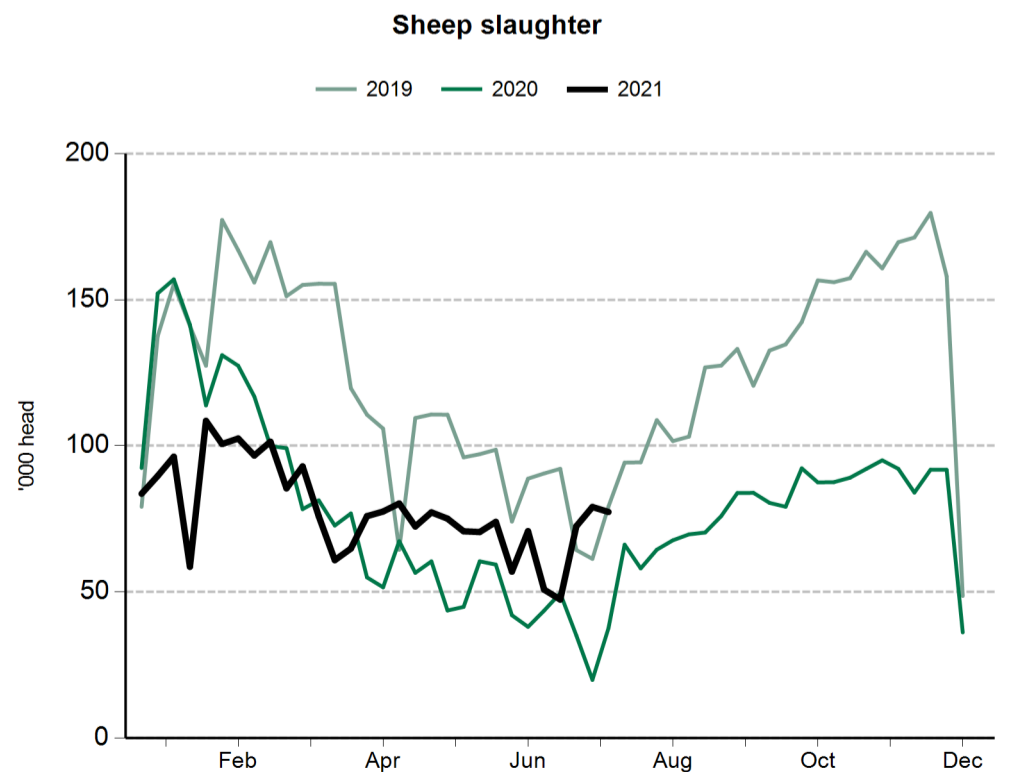
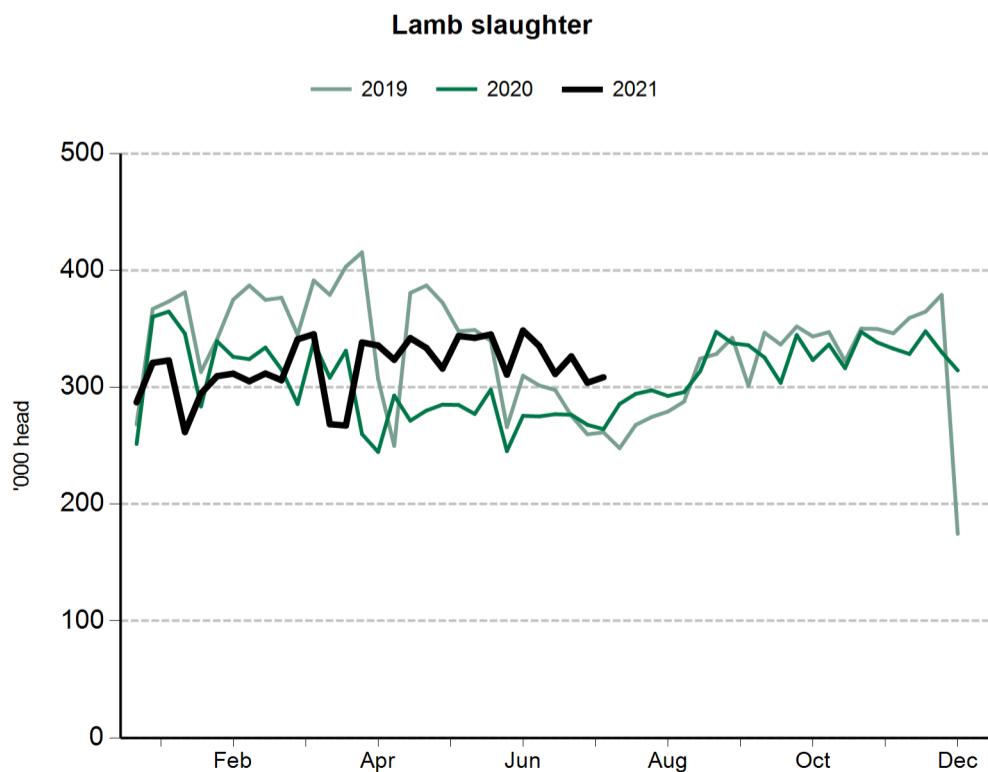
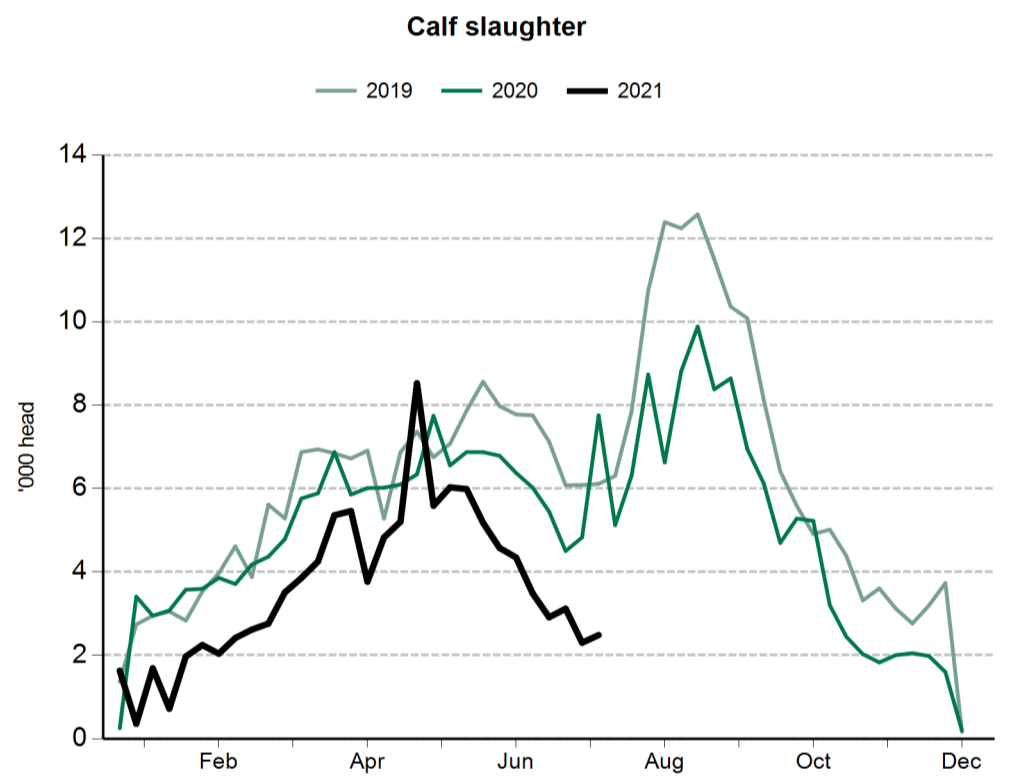
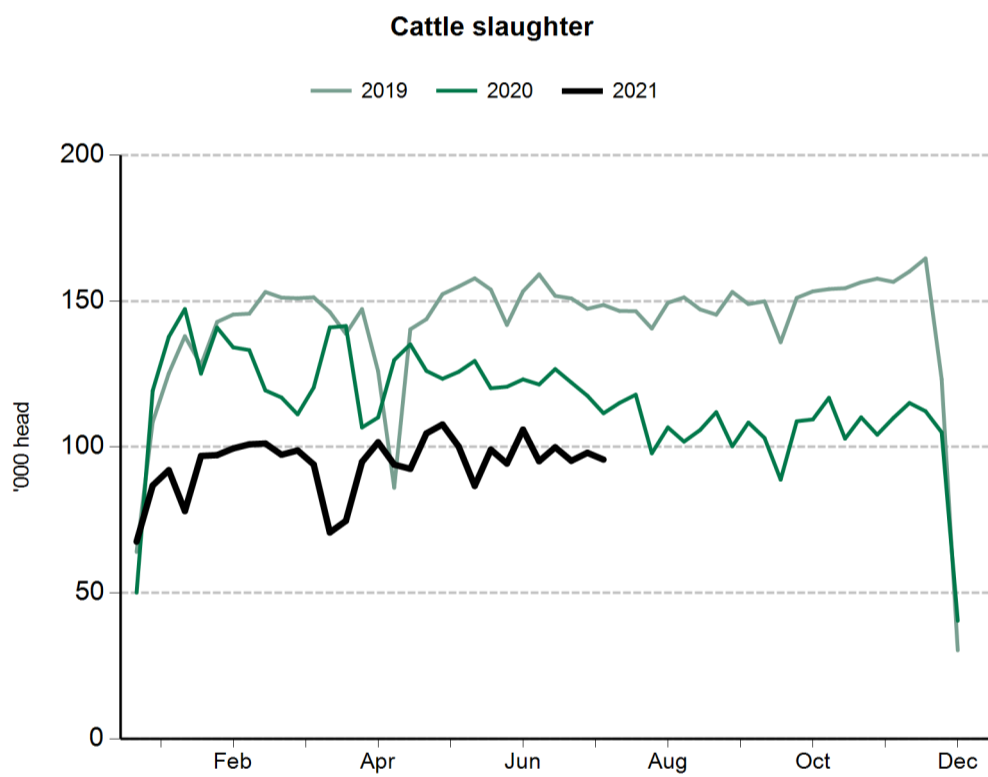
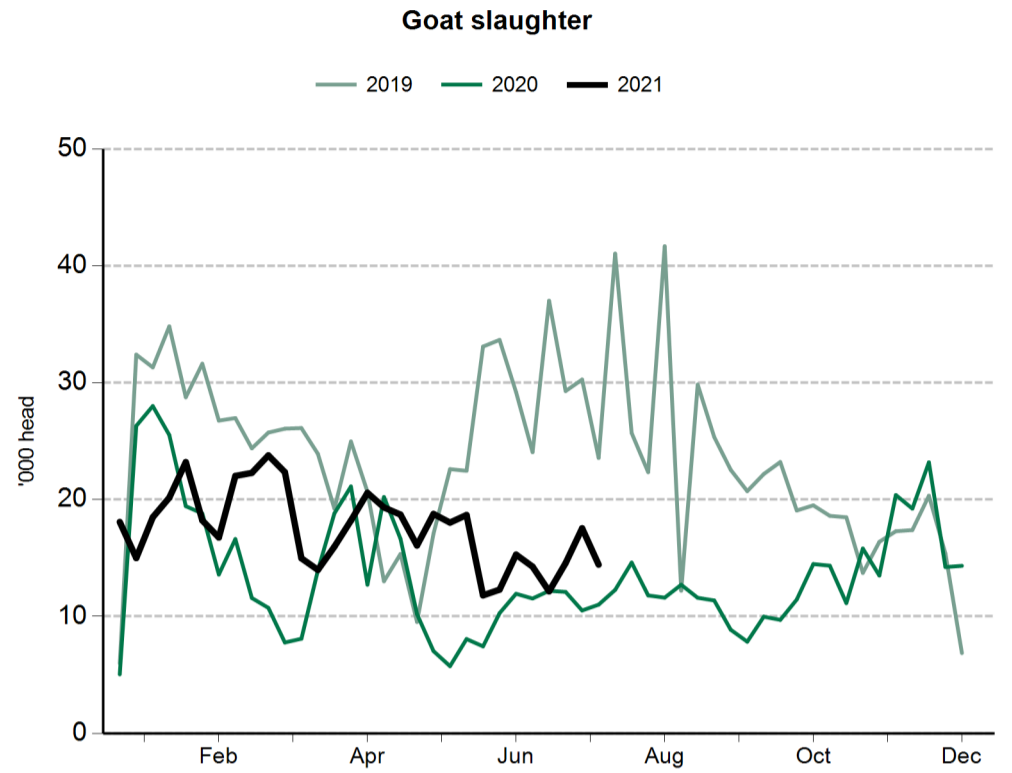
Sheep and lamb saleyard throughput		30 Jul 2021	23 Jul 2021	31 Jul 2020
NSW	Lambs	82,980	138,016	102,357
	Sheep	17,145	29,970	17,744
Victoria	Lambs	25,375	33,531	9,824
	Sheep	13,093	13,297	5,977
SA	Lambs	8,816	5,682	6,693
	Sheep	2,987	1,891	1,807
WA	Lambs	3,100	6,634	10,225
	Sheep	1,000	5,306	8,500
Tasmania	Lambs	2,117	1,346	860
	Sheep	1,080	412	450



Sheep and lamb slaughter		23 Jul 2021	31 Jul 2020
Queensland	Lambs	115	958
	Sheep	3,362	3,835
NSW	Lambs	111,467	113,962
	Sheep	37,573	30,215
Victoria	Lambs	167,539	122,322
	Sheep	32,966	28,565
SA	Lambs	24,488	45,770
	Sheep	1,224	2,422
Tasmania	Lambs	5,005	2,721
	Sheep	2,197	1,083



Goat slaughter		23 Jul 2021	31 Jul 2020
Queensland	Goats	6,623	3,286
NSW	Goats	610	2,005
Victoria	Goats	3,354	3,422
SA	Goats	3,841	3,557
Tasmania	Goats	nq	nq



#### Cattle prices

National saleyard indicators	Live weight	Muscle/Fat	Unit	3 Aug 2021	4 Aug 2020
Restocker Steer	200-280kg	C2	¢/kg lwt	595	431
Feeder Steer	330-400kg	C2	¢/kg lwt	522	391
Vealer Steer	280-330kg	C2	¢/kg lwt	575	395
			¢/kg cwt	1096	745
Trade Steer	330-400kg	C3	¢/kg lwt	524	399
			¢/kg cwt	959	746
Medium Steer	400-500kg	C3	¢/kg lwt	434	357
			¢/kg cwt	830	672
Heavy Steer	500-600kg	C4	¢/kg lwt	420	364
			¢/kg cwt	772	669
Medium Cow	400-520kg	D3	¢/kg lwt	315	264
			¢/kg cwt	644	547
Eastern Young Cattle Indicator (EYCI)			¢/kg cwt	998.00	761

Eastern states OTH indicators	Carcase weight	Muscle	Unit	30 Jul 2021	7 Aug 2020
Trade steer	240-260kg	A-C	¢/kg cwt	684	590
Medium steer	260-280kg	A-C	¢/kg cwt	677	614
Heavy steer	300-400kg	A-C	¢/kg cwt	687	623
Medium cow	260-280kg	A-E	¢/kg cwt	608	513
MSA trade steer	240-260kg	A-C	¢/kg cwt	690	640

Feeder cattle indicators - paddock sales	Unit	31 Jul 2020
<b>Domestic</b>	Unit	
Steers 280-350kg	¢/kg lwt	398
Heifers 280-350kg	¢/kg lwt	360
<b>Export</b>	Unit	
Shortfed 100-120 DOF	¢/kg lwt	373
Mediumfed 120-220 DOF	¢/kg lwt	415
Longfed 220+ DOF	¢/kg lwt	330

State saleyard indicators				Queensland		NSW		Victoria		SA		Tasmania	
Category	Live weight	Muscle/Fat	Unit	3 Aug 2021	4 Aug 2020	3 Aug 2021	4 Aug 2020	3 Aug 2021	4 Aug 2020	3 Aug 2021	4 Aug 2020	3 Aug 2021	4 Aug 2020
Restocker Steer	200-280kg	C2	¢/kg lwt	596	433	575	429	nq	nq	580	346	nq	380
Feeder Steer	330-400kg	C2	¢/kg lwt	520	388	527	396	492	391	550	344	nq	nq
Vealer Steer	280-330kg	C2	¢/kg lwt	569	323	582	426	535	382	nq	369	434	nq
			¢/kg cwt	1094	613	1109	791	1006	706	nq	738	868	nq
Trade Steer	330-400kg	C3	¢/kg lwt	nq	390	520	406	542	406	527	386	nq	nq
			¢/kg cwt	nq	709	950	746	974	750	981	742	nq	nq
Medium Steer	400-500kg	C3	¢/kg lwt	387	319	432	371	434	366	490	365	nq	nq
			¢/kg cwt	727	599	814	700	809	677	980	696	nq	nq
Heavy Steer	500-600kg	C4	¢/kg lwt	373	333	433	368	437	383	nq	321	nq	nq
			¢/kg cwt	694	608	790	678	813	704	nq	669	nq	nq
Medium Cow	400-520kg	D3	¢/kg lwt	314	262	326	283	349	289	nq	nq	322	248
			¢/kg cwt	640	545	675	585	702	586	nq	nq	685	505

State over-the-hooks indicators				Queensland		NSW	Victoria	SA	Tasmania
Category	Carcase weight	Muscle	Unit	30 Jul 2021	7 Aug 2020	7 Aug 2020	7 Aug 2020	7 Aug 2020	7 Aug 2020
Trade steer	240-260kg	A-C	¢/kg cwt	684	617	594	644	nq	507
Medium steer	260-280kg	A-C	¢/kg cwt	677	616	589	637	nq	nq
Heavy steer	300-400kg	A-C	¢/kg cwt	687	627	599	643	nq	nq
Medium cow	260-280kg	A-E	¢/kg cwt	608	535	519	506	538	467
MSA trade steer	240-260kg	A-C	¢/kg cwt	690	641	639	nq	nq	nq

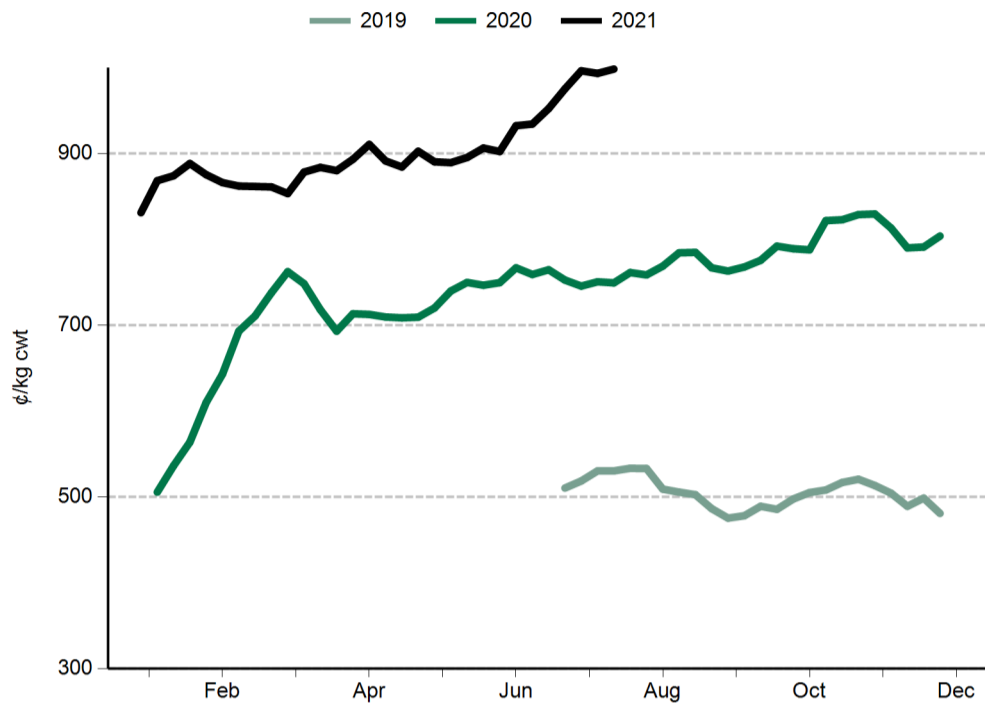
[See current state OTH prices here](#)

WA saleyard indicators	Unit	3 Aug 2021	4 Aug 2020
WYCI	¢/kg cwt	982	726
Medium Steer	¢/kg lwt	488	364
Medium Cow	¢/kg lwt	291	230

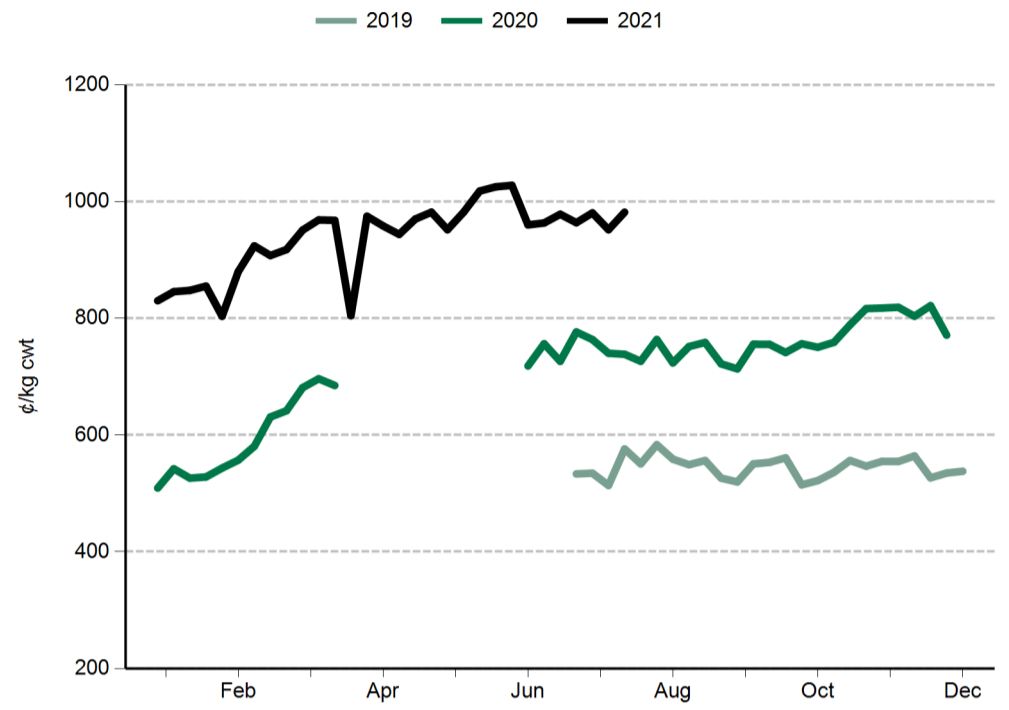
WA over-the-hooks indicators	Unit	7 Aug 2020
Grassfed yearling	¢/kg cwt	565
Grainfed yearling	¢/kg cwt	565
MSA yearling	¢/kg cwt	590

Live Export Price Quotes			Unit	31 Jul 2020
Light Steer	260 - 360 kg	Townsville	¢/kg lwt	340
	260 - 360 kg	Darwin	¢/kg lwt	355
Light Heifer	260 - 360 kg	Townsville	¢/kg lwt	310
	260 - 360 kg	Darwin	¢/kg lwt	320

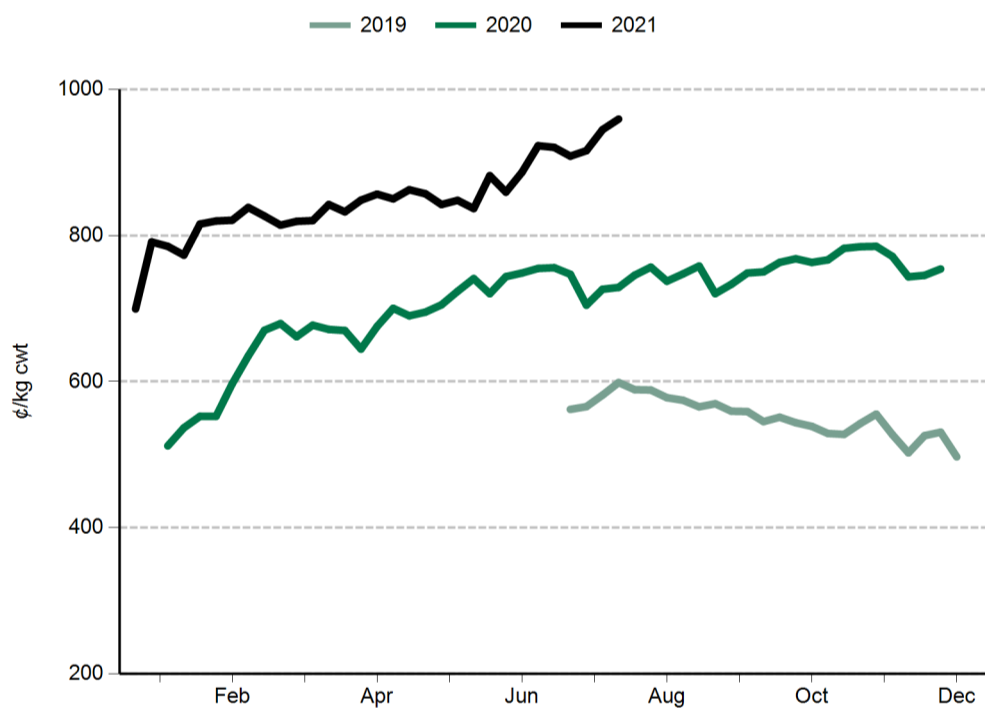
**Eastern Young Cattle Indicator (EYCI)**



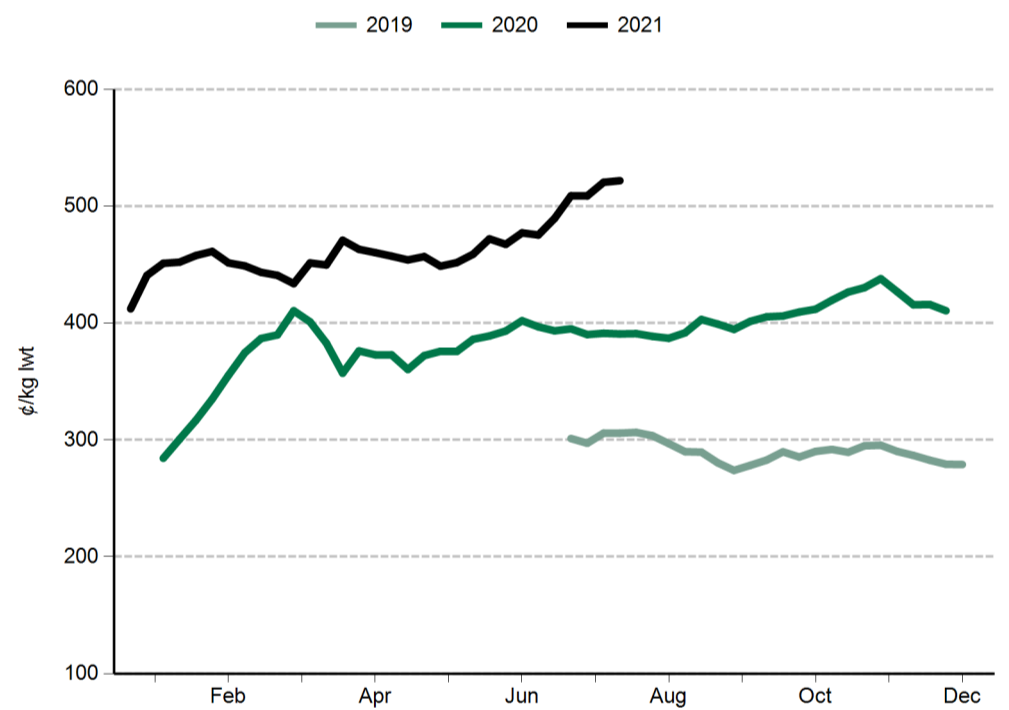
**Western Young Cattle Indicator (WYCI)**



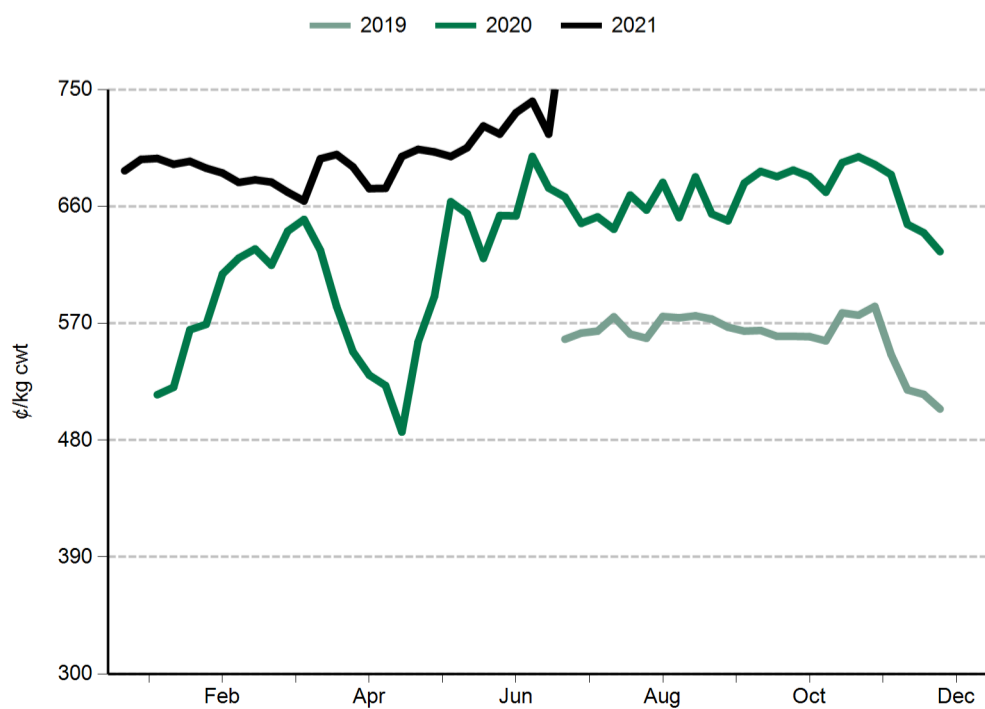
**Trade steer**



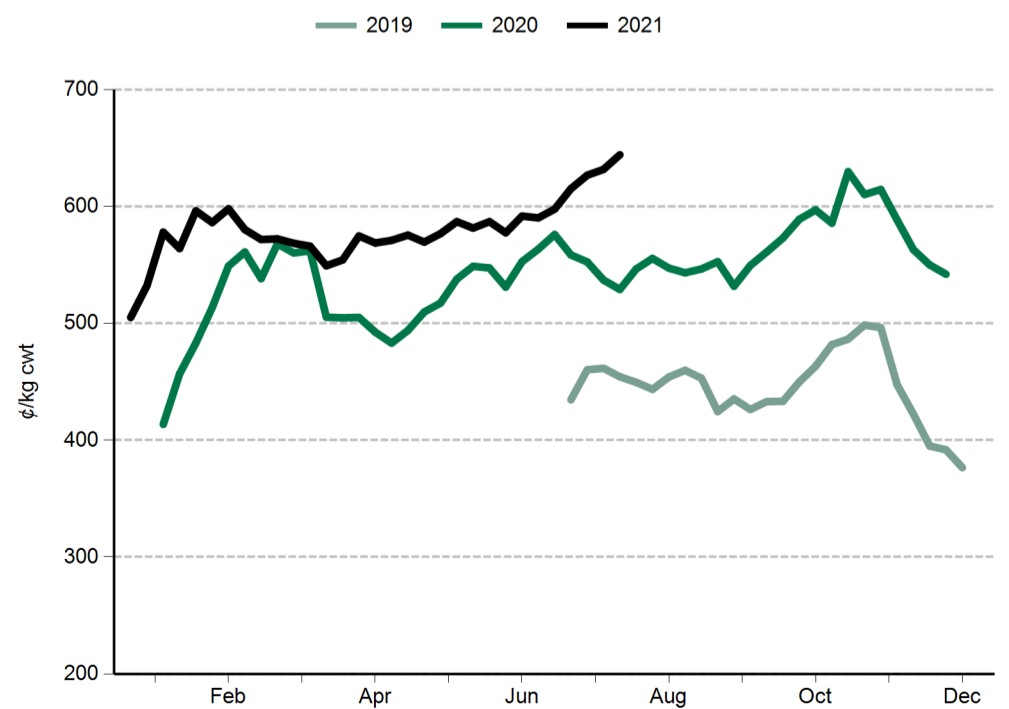
**Feeder steer**



**Heavy steer**



**Medium cow**



#### Sheep and lamb prices

Eastern States Trade Lamb Indicator (¢/kg cwt)	3 Aug 2021	4 Aug 2020
ESTLI	906	733

National saleyard sheep and lamb indicators (¢/kg cwt)		3 Aug 2021	4 Aug 2020
Merino lamb	16-22kg	814	648
Restocker/feeder lamb	0-18kg	909	691
Light lamb	12-18kg	830	700
Trade lamb	18-22kg	901	726
Heavy lamb	22+kg	947	666
Mutton	18-24kg	697	548

National OTH sheep and lamb indicators (¢/kg cwt)		7 Aug 2020
Medium trade lamb	18-20kg	734
Heavy trade lamb	20-22kg	734
Heavy lamb	22-24kg	726
Mutton	18-24kg	553

[See current OTH prices here](#)

State saleyard sheep and lamb indicators (¢/kg cwt)		Victoria		NSW		SA		WA		Tasmania	
		3 Aug 2021	4 Aug 2020	3 Aug 2021	4 Aug 2020	3 Aug 2021	4 Aug 2020	3 Aug 2021	4 Aug 2020	3 Aug 2021	4 Aug 2020
Merino lamb	16-22kg	831	624	814	655	848	630	769	715	nq	nq
Restocker/feeder lamb	0-18kg	893	583	947	894	929	nq	737	610	894	655
Light lamb	12-18kg	840	701	840	785	922	667	730	670	854	730
Trade lamb	18-22kg	916	704	905	749	883	644	799	653	930	683
Heavy lamb	22+kg	962	649	949	669	878	617	832	668	863	656
Mutton	18-24kg	722	529	693	587	633	396	622	513	682	561

Over-the-hooks sheep and lamb indicators (¢/kg cwt)		Victoria	NSW	SA	WA	Tasmania
		7 Aug 2020	7 Aug 2020	7 Aug 2020	7 Aug 2020	7 Aug 2020
Medium trade lamb	18-20kg	718	725	730	765	nq
Heavy trade lamb	20-22kg	718	725	730	765	nq
Heavy lamb	22-24kg	715	725	700	765	nq
Mutton	18-24kg	557	575	567	513	nq

Live export price quotes (A\$/head)		4 Aug 2020
Live wether	Muchea	nq

#### Glossary:

**cwt** – carcase weight

**lwt** – live weight

**OTH** – over-the-hooks. Refers to the marketing of cattle/sheep/lambs directly from the farm to an abattoir where a producer is paid for the value of the carcase based on a sliding grid.

**CIF** – Cost, insurance, freight. The quoted price for the goods including freight and insurance costs delivered to final destination.

**C&F** – Cost and freight. Refers to the quoted price for the goods, including freight to the delivery point, but not insurance.

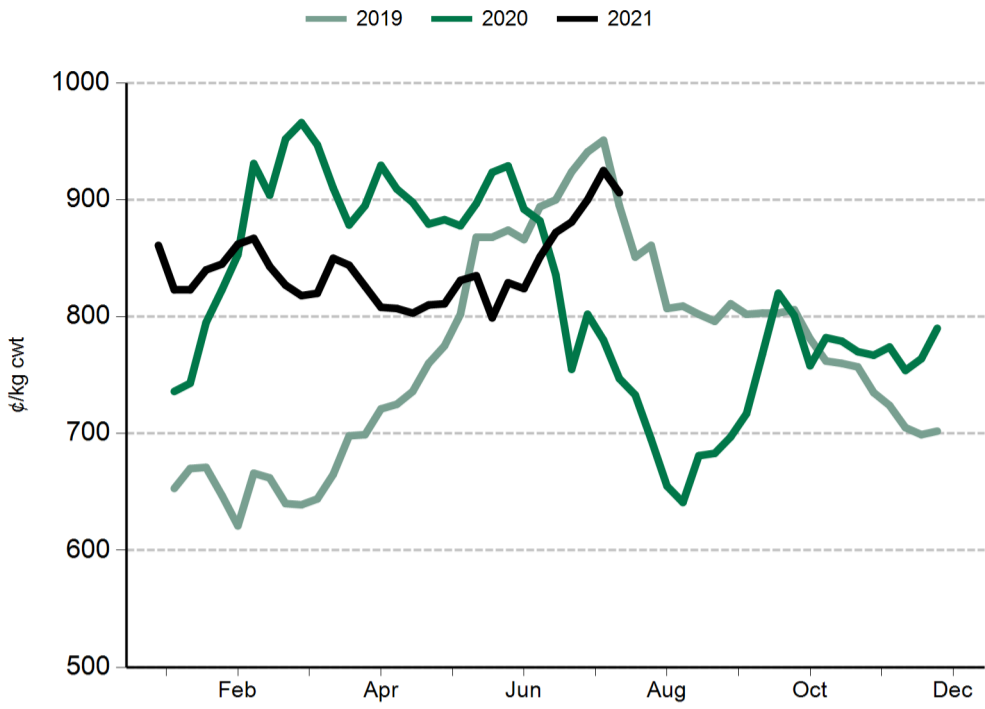
**FAS** – Free alongside ship. Refers to export price quotes where the seller is obliged to pay warehouse services, packing, inland freight and port charges, but not placement of goods onto the ship. The buyer is obliged to pay overseas freight, charges in foreign port, customs duties, quarantine and delivery to final destination. (See also 'FOB').

**EYCI** – Eastern Young Cattle Indicator. A seven day rolling average from 24 saleyards across NSW, Victoria and Queensland. It includes vealer and yearling heifers and steers, grade score C2 or C3, with live weight from 200kg.

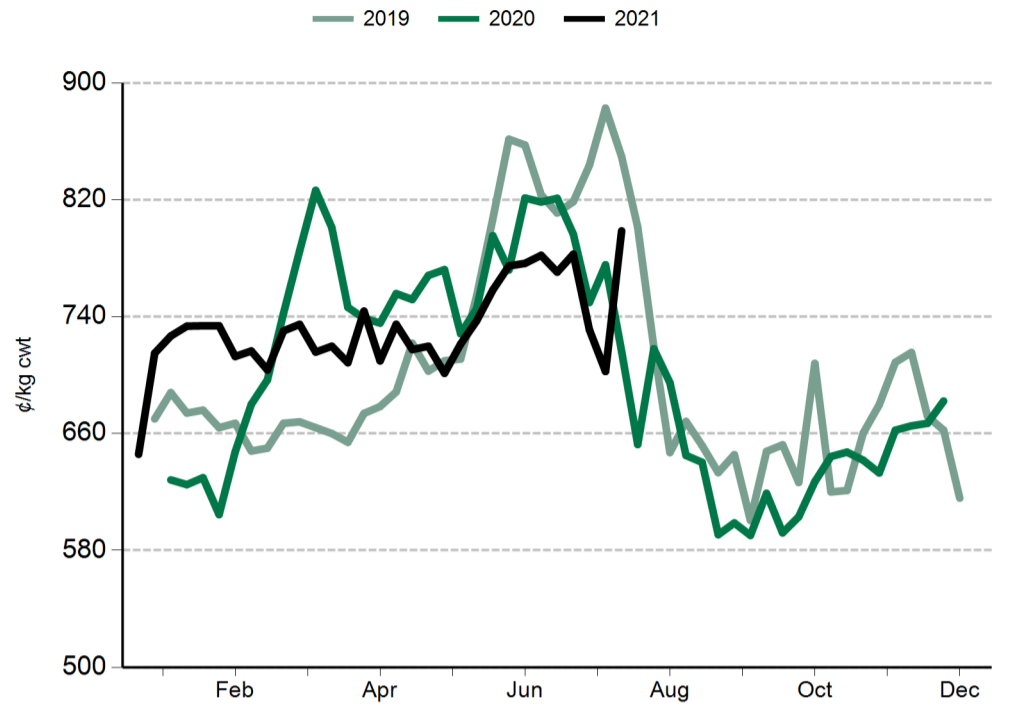
**WYCI** – Western Young Cattle Indicator. A benchmark of the value of young cattle in WA saleyards. It includes vealer and yearling heifers and steers, grade score C2 or C3, 180kg+ live weight.

**All data is collected by MLA's NLRS, unless specified otherwise.**

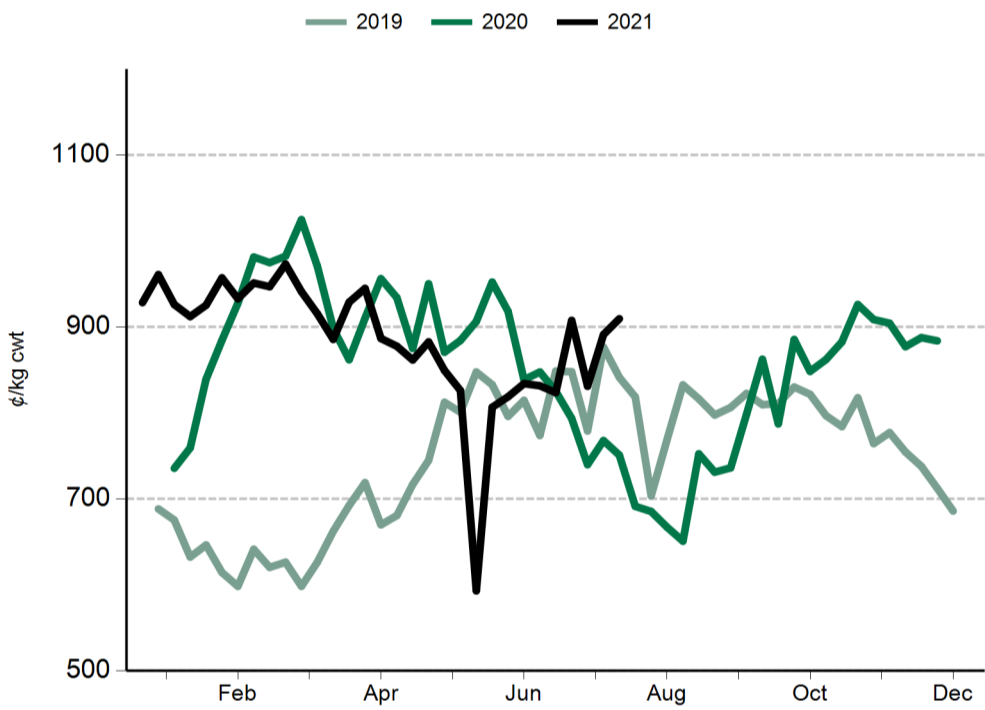
**Eastern States Trade Lamb Indicator (ESTLI)**



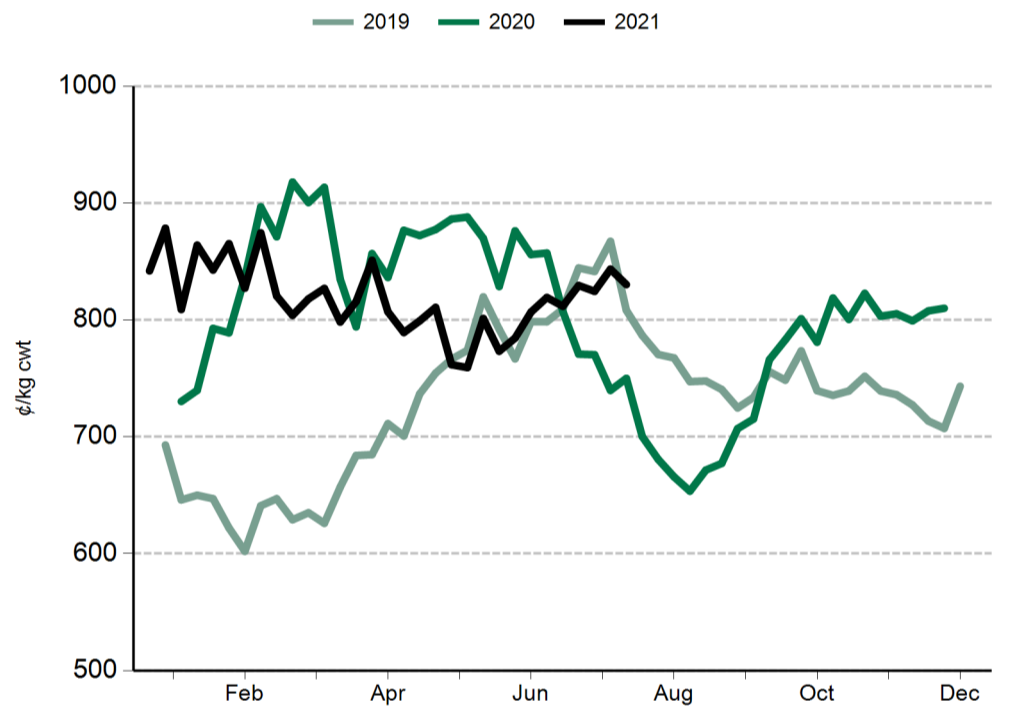
**Western Trade Lamb Indicator (WTLI)**



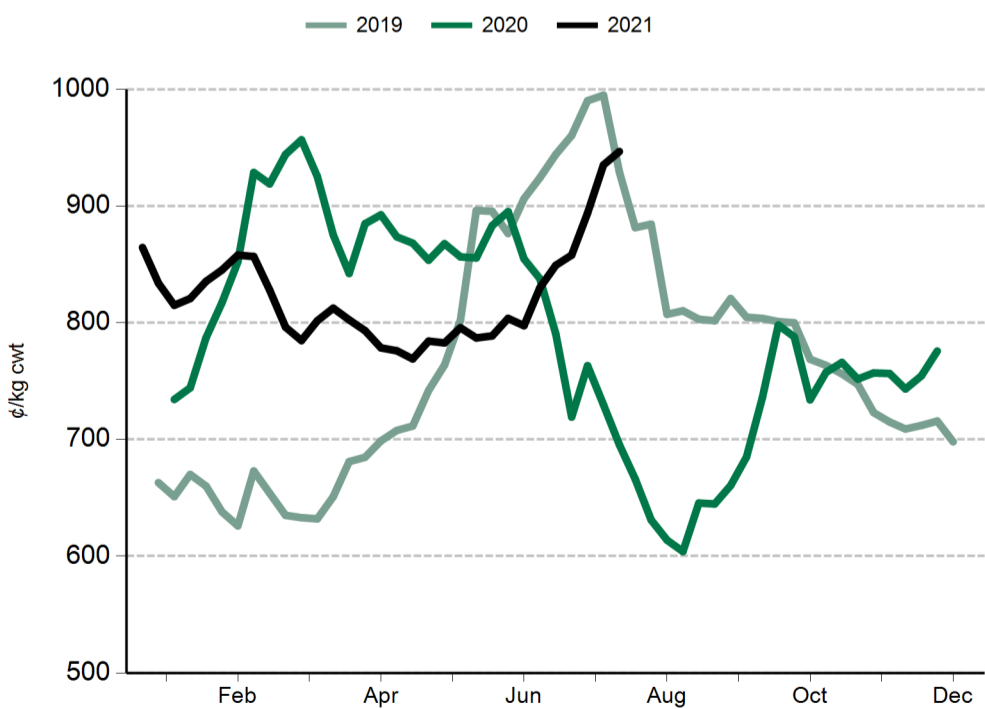
**Restocker lamb**



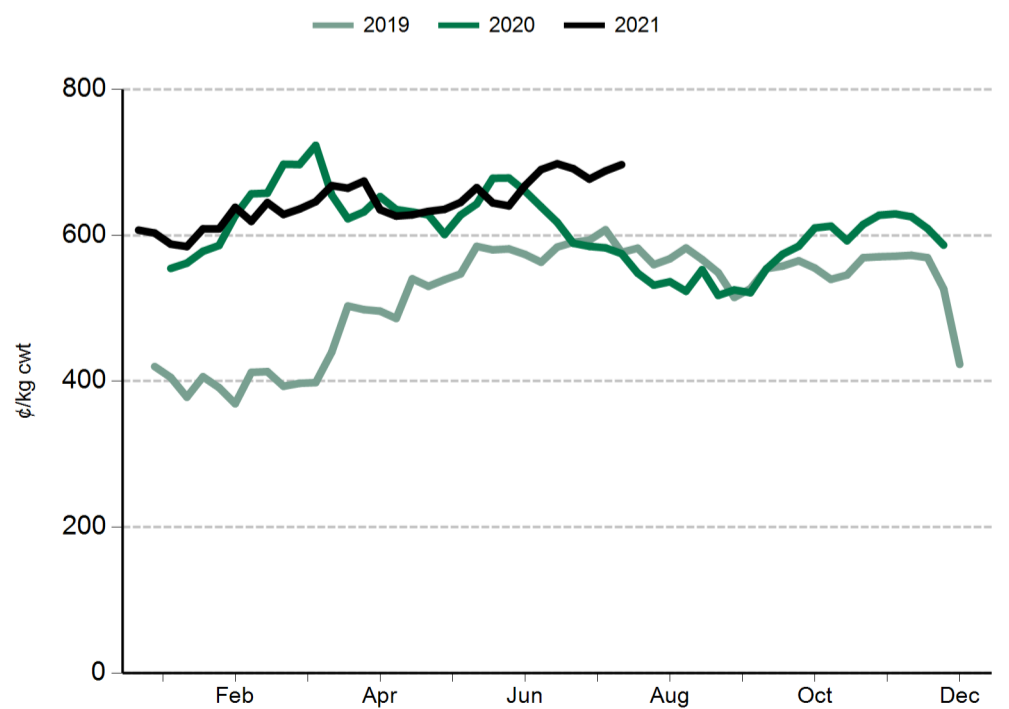
**Light lamb**



**Heavy lamb**



**Mutton**



#### General statistics

Over-the-hooks goat indicators (A¢/kg cwt)	7 Aug 2020
8.1-10kg	753
10.1-12kg	753
12.1-16kg	753
16.1-20kg	753
20.1kg+	753

Skin indicators - Lambs		31 Jul 2020
2" +	16.1 - 20kg	100
	20.1 - 24kg	188
	24.1kg +	288
1" - 2"	16.1 - 20kg	200
	20.1 - 24kg	50
	24.1kg +	163
0.5" - 1"	16.1 - 20kg	nq
	20.1 - 24kg	nq
	24.1kg +	125
New Season	16.1 - 20kg	nq
	20.1 - 24kg	231
	24.1kg +	313

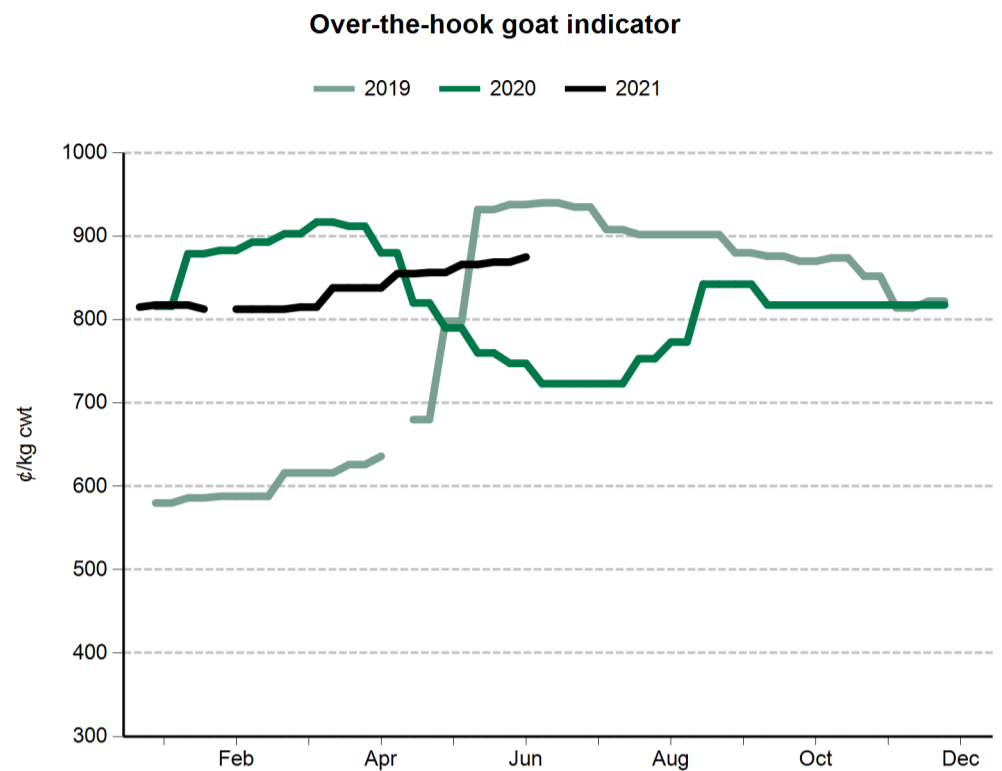
Skin indicators - Merino sheep (average 25 micron)		
1.5" - 2"	16.1 - 20kg	500
	20.1 - 24kg	725
	24.1kg +	825

Grain prices - Darling Downs (A\$/tonne)	31 Jul 2020
Wheat	375
Barley	330
Sorghum	314
Grain prices - Riverina (A\$/tonne)	
Wheat	nq
Barley	250

Source: Profarmer Australia

US imported beef prices (CIF)		23 Jul 2021	31 Jul 2020
Bull 95CL	US¢/lb	285.5	241.0
	A¢/kg	854.7	741.3
Cow 90CL	US¢/lb	264.5	220.5
	A¢/kg	791.8	678.3
CC/CF 85CL	US¢/lb	243.5	200.5
	A¢/kg	728.9	616.7
Shank 90CL	US¢/lb	268.5	222.0
	A¢/kg	803.8	682.9
Trim 85CL	US¢/lb	242.5	199.5
	A¢/kg	725.9	613.7
Trim 80CL	US¢/lb	227.5	190.5
	A¢/kg	681.0	586.0
Trim 75CL	US¢/lb	175.0	181.5
	A¢/kg	523.9	558.3
Trim 65CL	US¢/lb	nq	nq
	A¢/kg	nq	nq
Outside flats	US¢/lb	nq	nq
	A¢/kg	nq	nq
Knuckles	US¢/lb	279.5	262.5
	A¢/kg	836.7	807.5
Inside cap off	US¢/lb	355.0	297.5
	A¢/kg	1062.7	915.1

Source: Steiner Consulting Group



#### PLEASE NOTE

MLA no longer reports on fodder prices, tallow prices or the EMI on a weekly basis.

These can be accessed separately through these links:

- [Fodder prices \(Dairy Australia\)](#)
- [Tallow prices \(MLA monthly co-product report\)](#)
- [EMI \(AWEX\)](#)

