

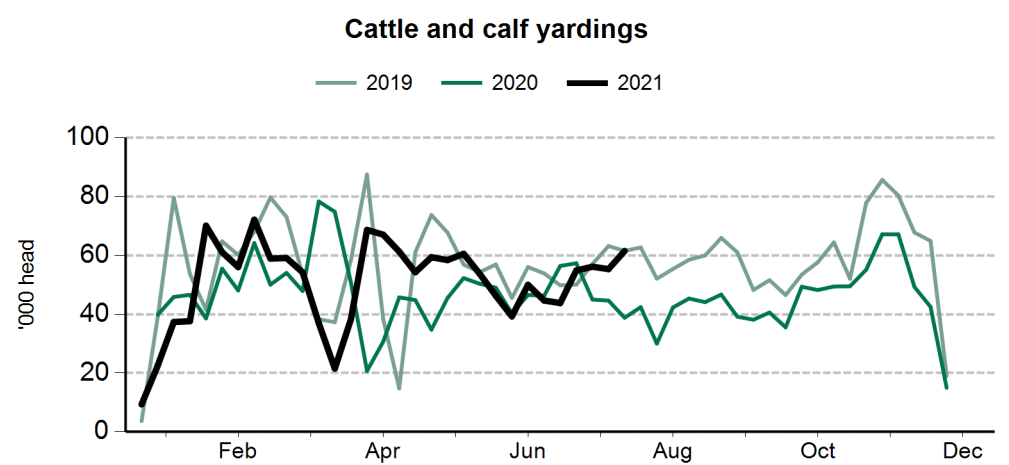
The following weekly statistical summary includes the following information:

- **Livestock movements**.....pages 1-2
 - Cattle yardings
 - Sheep yardings
 - Cattle slaughter
 - Sheep, lamb and goat slaughter
- **Cattle price indicators**.....pages 3-4
 - Saleyard indicators
 - Over-the-hook indicators
 - Live export indicators
- **Sheep and lamb indicators**.....pages 5-6
 - Saleyard indicators
 - Over-the-hook indicators
 - Live export indicators
- **General statistics**.....page 7
 - Over-the-hook goat indicators
 - Skin price indicators
 - Weekly US imported beef indicators

Cattle movements

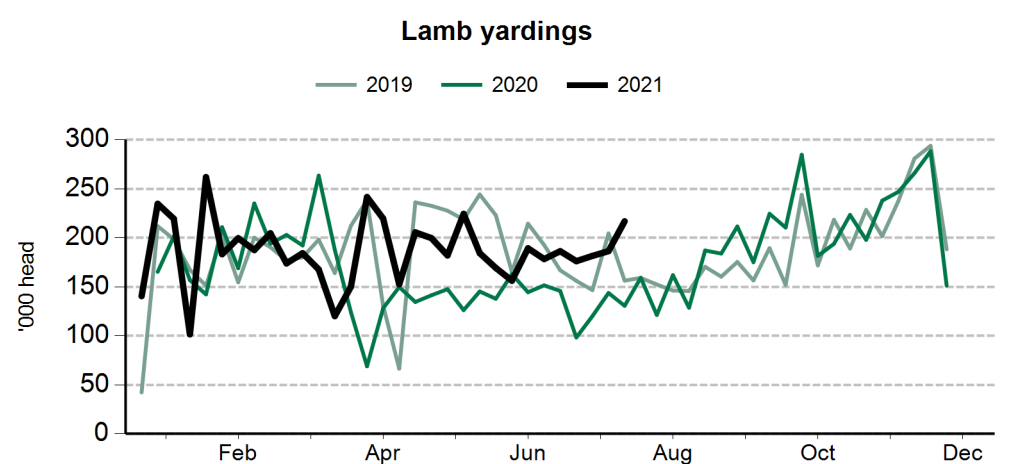
Cattle saleyard throughput		6 Aug 2021	30 Jul 2021	7 Aug 2020
Queensland	Cattle	7,162	22,103	20,073
NSW	Cattle	6,809	13,618	14,258
Victoria	Cattle	3,091	6,107	4,662
SA	Cattle	672	1,714	1,542
WA	Cattle	1,769	1,879	1,800
Tasmania	Cattle	64	35	90

Cattle slaughter		30 Jul 2021	7 Aug 2020
Queensland	Cattle	48,633	60,433
	Calves	32	68
NSW	Cattle	25,841	28,759
	Calves	29	1,497
Victoria	Cattle	11,790	20,456
	Calves	2,421	3,348
SA	Cattle	2,491	3,273
	Calves	16	10
Tasmania	Cattle	3,554	4,974
	Calves	983	1,395

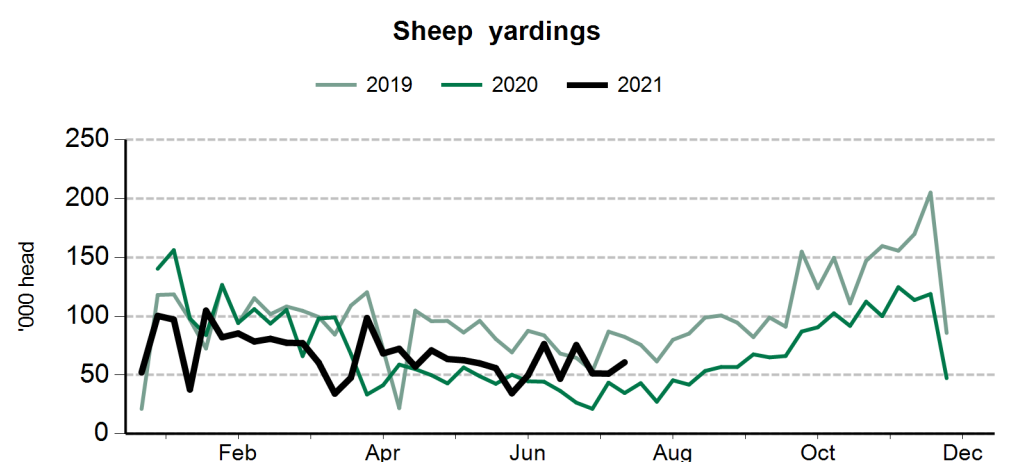


Smallstock movements

Sheep and lamb saleyard throughput		6 Aug 2021	30 Jul 2021	7 Aug 2020
NSW	Lambs	55,475	162,536	116,062
	Sheep	14,650	34,235	24,319
Victoria	Lambs	21,551	35,064	25,522
	Sheep	12,091	17,699	8,914
SA	Lambs	5,508	8,816	7,542
	Sheep	3,254	2,987	2,528
WA	Lambs	3,624	7,713	9,098
	Sheep	3,204	4,700	7,000
Tasmania	Lambs	1,745	2,117	1,000
	Sheep	619	1,080	400

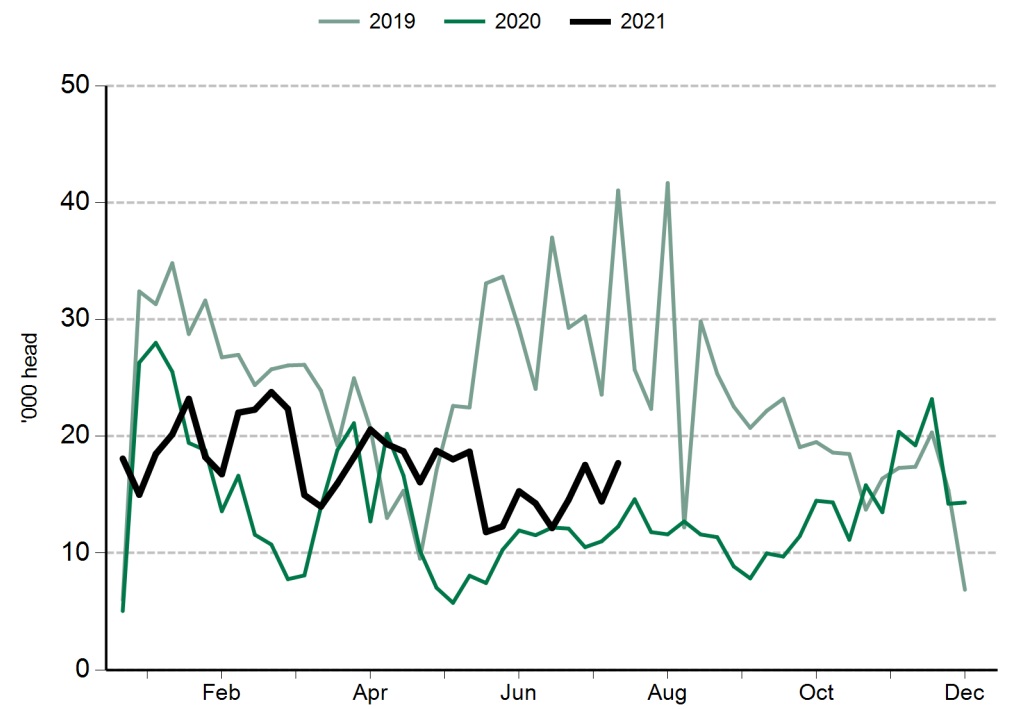


Sheep and lamb slaughter		30 Jul 2021	7 Aug 2020
Queensland	Lambs	1,558	789
	Sheep	2,936	1,338
NSW	Lambs	109,590	113,887
	Sheep	42,061	30,934
Victoria	Lambs	169,617	136,736
	Sheep	36,172	20,240
SA	Lambs	50,565	40,030
	Sheep	1,052	4,065
Tasmania	Lambs	5,473	2,960
	Sheep	1,452	1,425

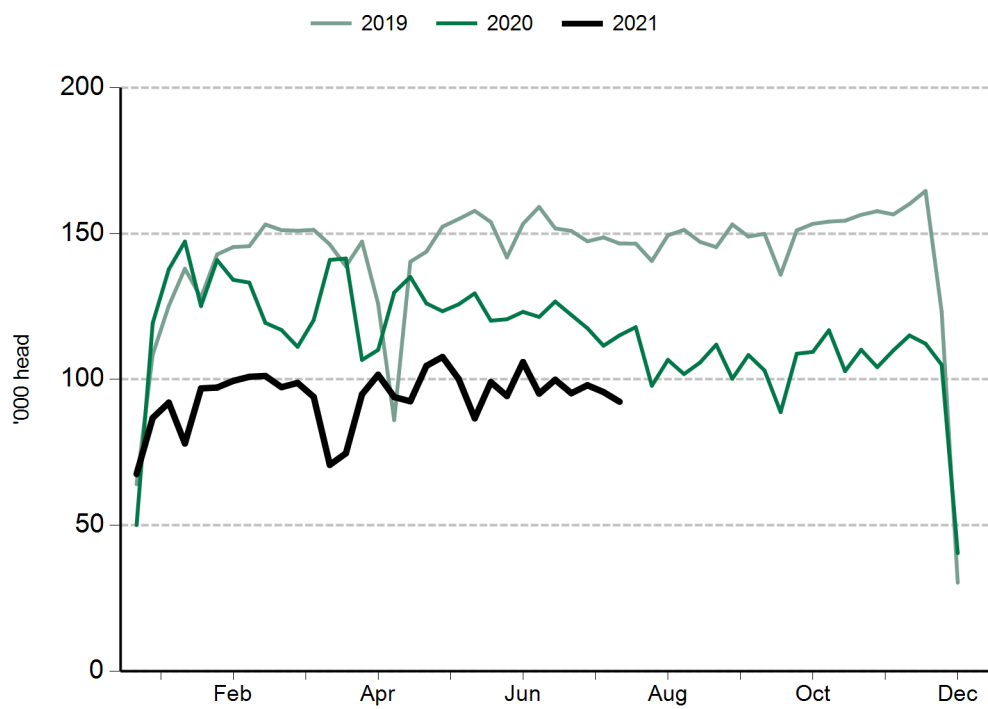


Goat slaughter		30 Jul 2021	7 Aug 2020
Queensland	Goats	6,833	5,631
NSW	Goats	2,464	1,363
Victoria	Goats	5,080	3,960
SA	Goats	3,325	3,652
Tasmania	Goats	nq	nq

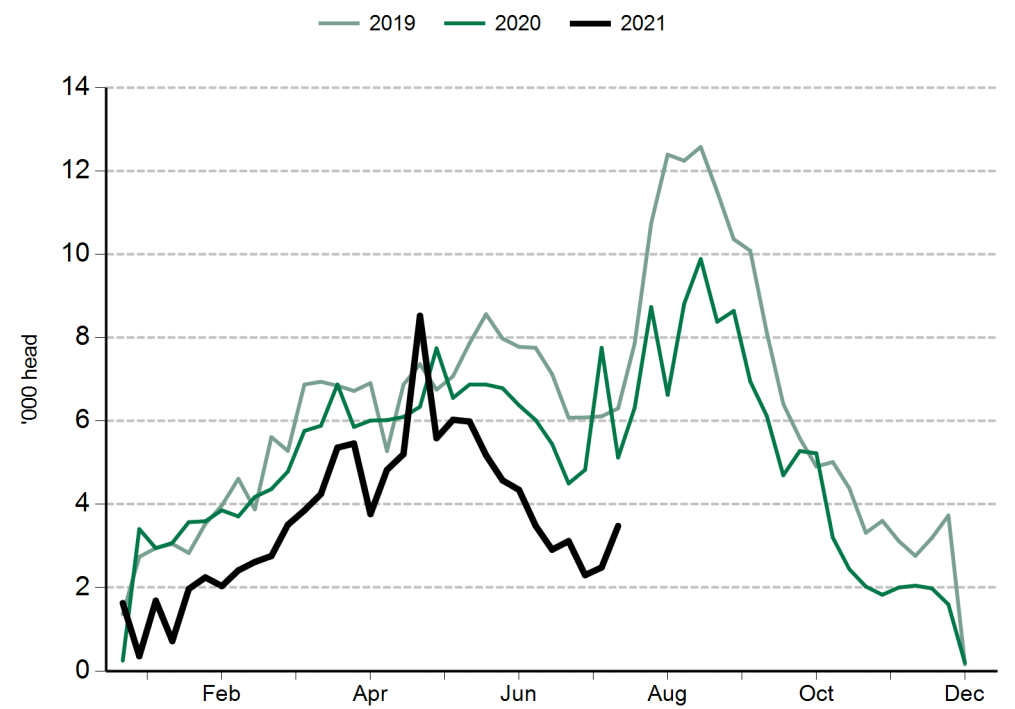
Goat slaughter



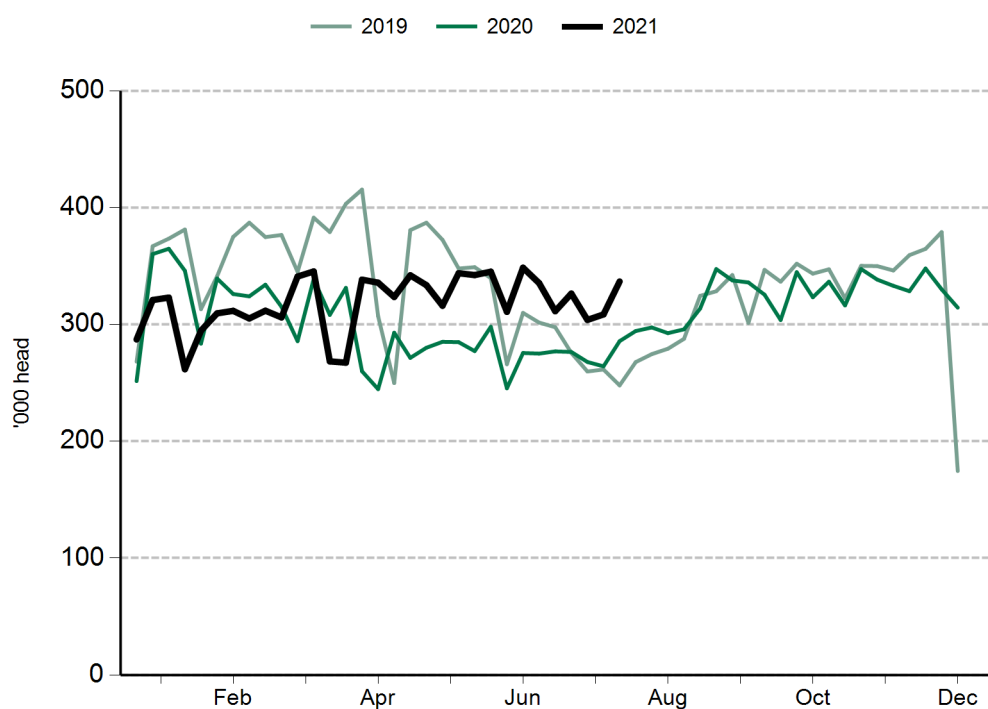
Cattle slaughter



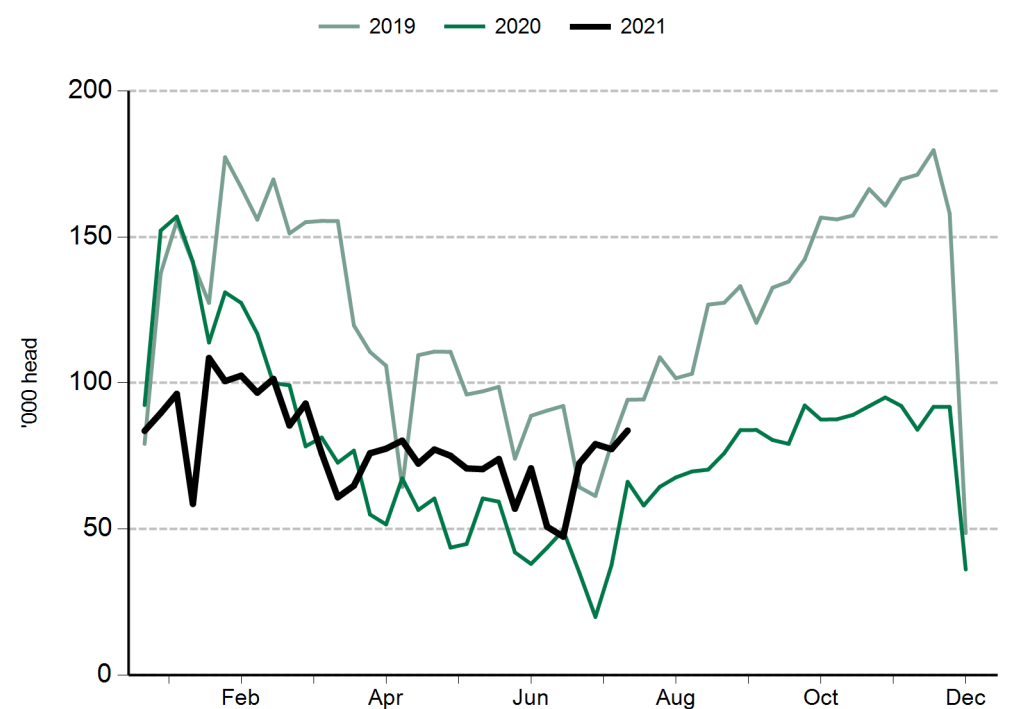
Calf slaughter



Lamb slaughter



Sheep slaughter



Cattle prices

National saleyard indicators	Live weight	Muscle/Fat	Unit	10 Aug 2021	11 Aug 2020
Restocker Steer	200-280kg	C2	¢/kg lwt	580	435
Feeder Steer	330-400kg	C2	¢/kg lwt	527	389
Vealer Steer	280-330kg	C2	¢/kg lwt	556	421
			¢/kg cwt	1063	816
Trade Steer	330-400kg	C3	¢/kg lwt	510	407
			¢/kg cwt	945	757
Medium Steer	400-500kg	C3	¢/kg lwt	422	346
			¢/kg cwt	799	657
Heavy Steer	500-600kg	C4	¢/kg lwt	419	359
			¢/kg cwt	774	657
Medium Cow	400-520kg	D3	¢/kg lwt	315	273
			¢/kg cwt	637	556
Eastern Young Cattle Indicator (EYCI)			¢/kg cwt	1000.00	758.25

Eastern states OTH indicators	Carcase weight	Muscle	Unit	6 Aug 2021	14 Aug 2020
Trade steer	240-260kg	A-C	¢/kg cwt	676	599
Medium steer	260-280kg	A-C	¢/kg cwt	684	628
Heavy steer	300-400kg	A-C	¢/kg cwt	691	636
Medium cow	260-280kg	A-E	¢/kg cwt	599	511
MSA trade steer	240-260kg	A-C	¢/kg cwt	697	645

Feeder cattle indicators - paddock sales	Unit	7 Aug 2020
Domestic		
Steers 280-350kg	¢/kg lwt	404
Heifers 280-350kg	¢/kg lwt	366
Export		
Shortfed 100-120 DOF	¢/kg lwt	372
Mediumfed 120-220 DOF	¢/kg lwt	415
Longfed 220+ DOF	¢/kg lwt	330

State saleyard indicators				Queensland		NSW		Victoria		SA		Tasmania	
Category	Live weight	Muscle/Fat	Unit	10 Aug 2021	11 Aug 2020	10 Aug 2021	11 Aug 2020	10 Aug 2021	11 Aug 2020	10 Aug 2021	11 Aug 2020	10 Aug 2021	11 Aug 2020
Restocker Steer	200-280kg	C2	¢/kg lwt	581	437	569	422	nq	435	557	nq	nq	nq
Feeder Steer	330-400kg	C2	¢/kg lwt	529	384	525	400	525	361	nq	nq	nq	nq
Vealer Steer	280-330kg	C2	¢/kg lwt	448	nq	612	429	525	389	545	nq	nq	nq
			¢/kg cwt	862	nq	1155	819	978	722	1089	nq	nq	nq
Trade Steer	330-400kg	C3	¢/kg lwt	nq	375	505	408	516	418	527	334	nq	350
			¢/kg cwt	nq	681	922	754	965	786	1053	655	nq	625
Medium Steer	400-500kg	C3	¢/kg lwt	400	337	434	362	472	376	486	325	380	nq
			¢/kg cwt	751	634	824	689	883	696	943	650	704	nq
Heavy Steer	500-600kg	C4	¢/kg lwt	374	333	439	369	460	357	nq	nq	nq	nq
			¢/kg cwt	693	611	803	675	852	661	nq	nq	nq	nq
Medium Cow	400-520kg	D3	¢/kg lwt	317	273	334	286	350	284	nq	nq	325	251
			¢/kg cwt	637	556	693	591	714	586	nq	nq	641	526

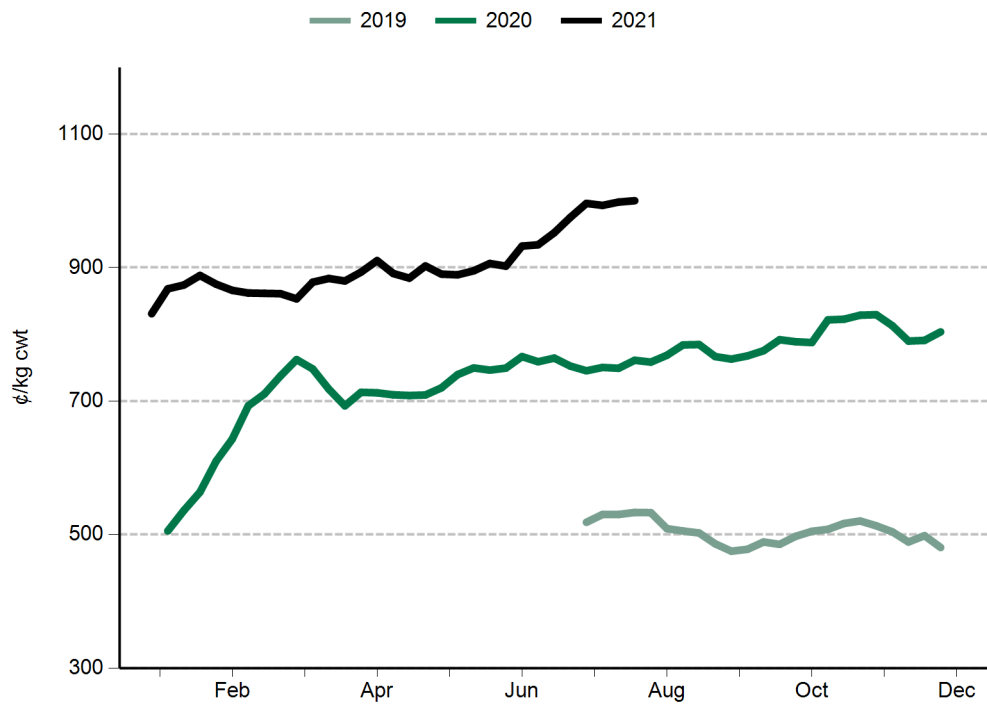
State over-the-hooks indicators				Queensland		NSW		Victoria		SA		Tasmania	
Category	Carcase weight	Muscle	Unit	6 Aug 2021	14 Aug 2020	6 Aug 2021	14 Aug 2020	6 Aug 2021	14 Aug 2020	6 Aug 2021	14 Aug 2020	6 Aug 2021	14 Aug 2020
Trade steer	240-260kg	A-C	¢/kg cwt	684	623	688	594	727	675	nq	nq	606	507
Medium steer	260-280kg	A-C	¢/kg cwt	677	621	690	588	728	674	nq	nq	640	nq
Heavy steer	300-400kg	A-C	¢/kg cwt	687	632	703	598	734	678	nq	nq	640	nq
Medium cow	260-280kg	A-E	¢/kg cwt	608	540	604	517	574	495	640	538	570	467
MSA trade steer	240-260kg	A-C	¢/kg cwt	690	649	756	640	nq	nq	645	nq	nq	nq

WA saleyard indicators	Unit	10 Aug 2021	11 Aug 2020
WYCI	¢/kg cwt	986	764
Medium Steer	¢/kg lwt	378	328
Medium Cow	¢/kg lwt	302	241

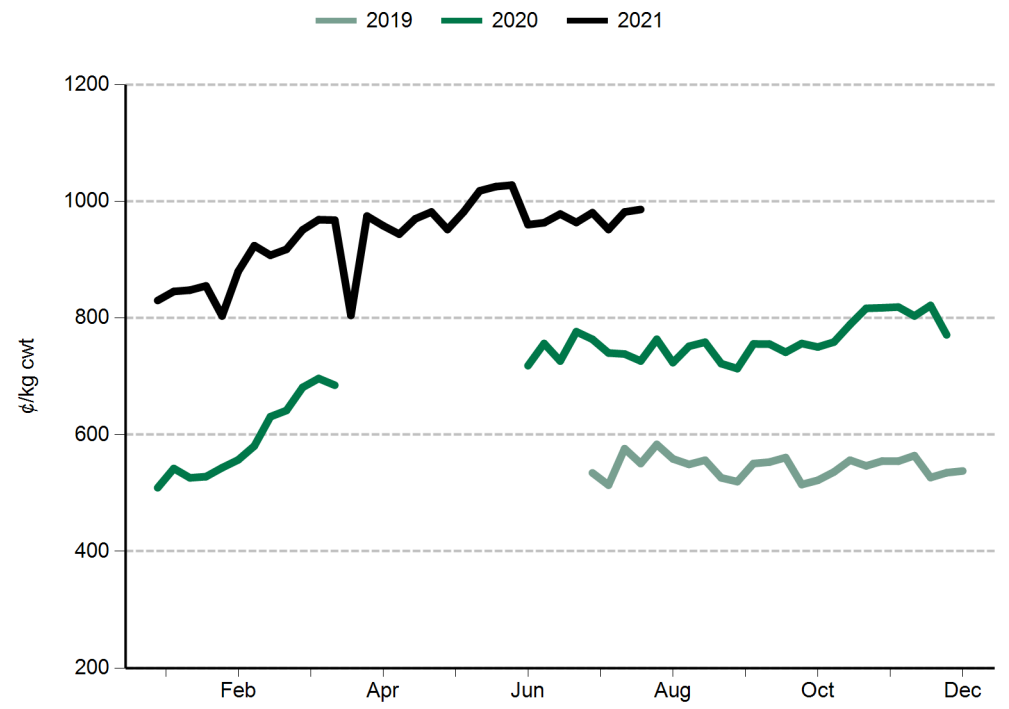
WA over-the-hooks indicators	Unit	14 Aug 2020
Grassfed yearling	¢/kg cwt	565
Grainfed yearling	¢/kg cwt	565
MSA yearling	¢/kg cwt	590

Live Export Price Quotes			Unit	30 Jul 2021	7 Aug 2020
Light Steer	260 - 360 kg	Townsville	¢/kg lwt	nq	340
	260 - 360 kg	Darwin	¢/kg lwt	nq	355
Light Heifer	260 - 360 kg	Townsville	¢/kg lwt	nq	310
	260 - 360 kg	Darwin	¢/kg lwt	nq	320

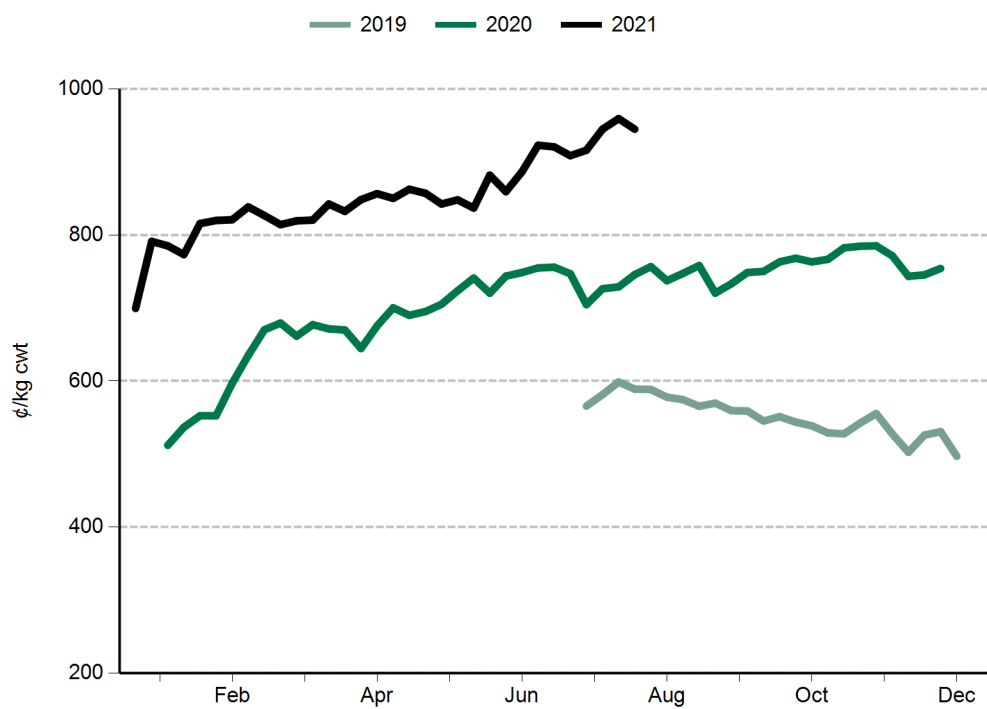
Eastern Young Cattle Indicator (EYCI)



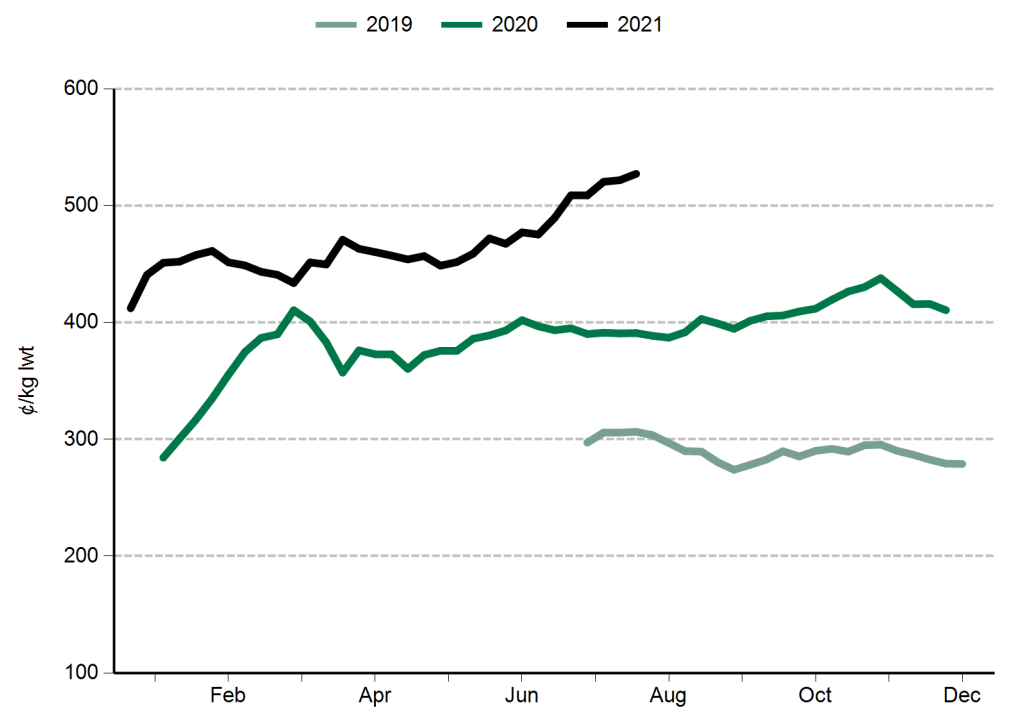
Western Young Cattle Indicator (WYCI)



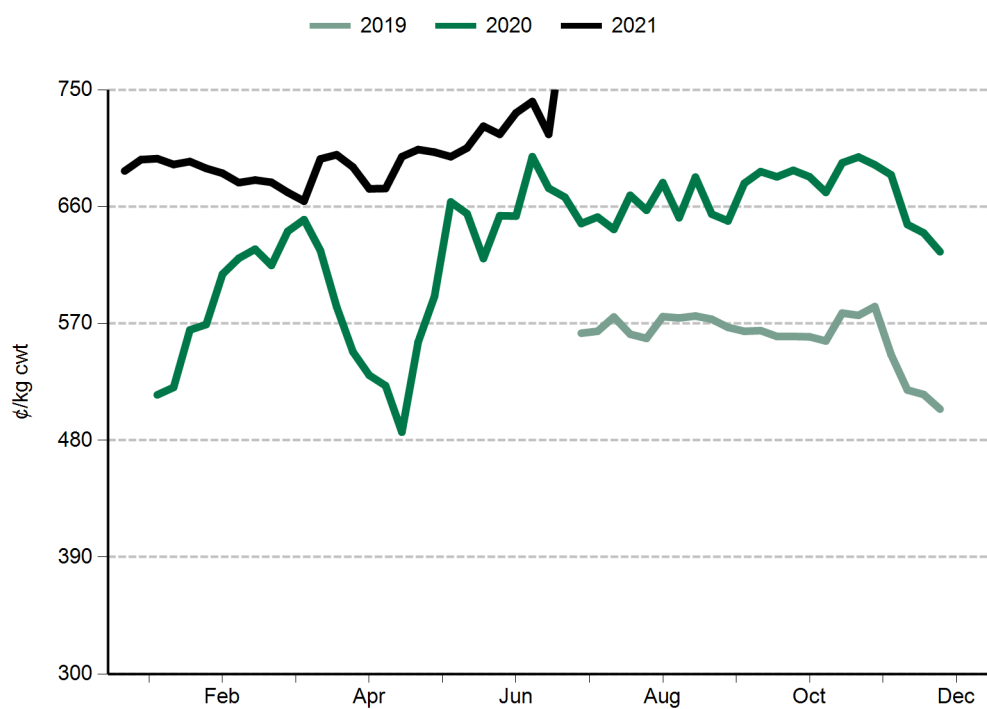
Trade steer



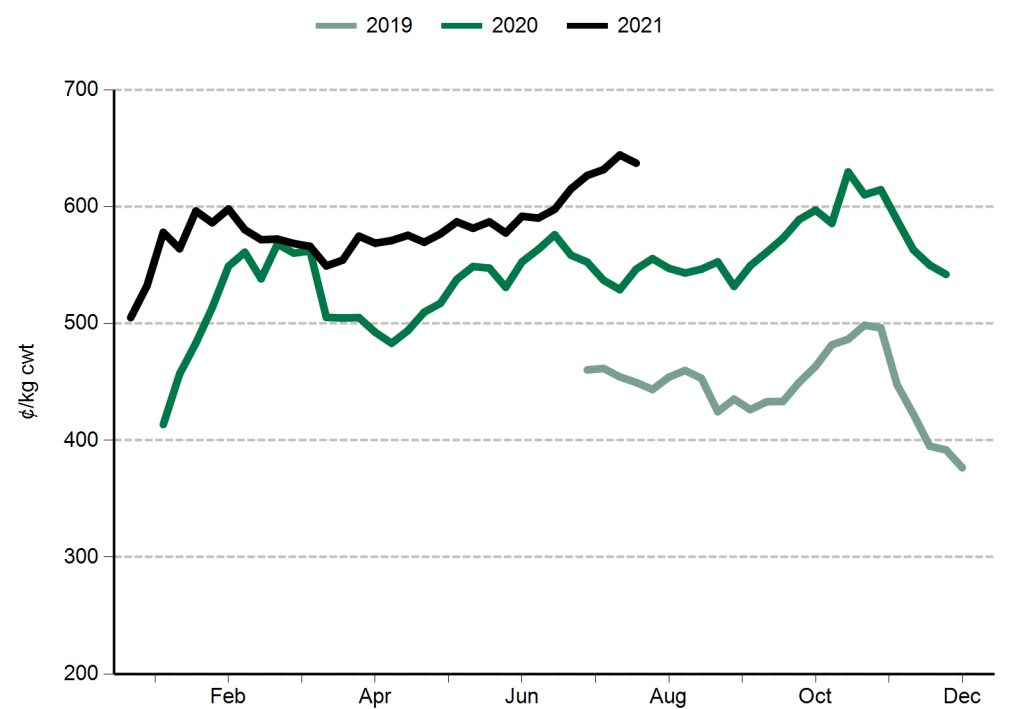
Feeder steer



Heavy steer



Medium cow



Sheep and lamb prices

Eastern States Trade Lamb Indicator (¢/kg cwt)	10 Aug 2021	11 Aug 2020
ESTLI	876	695

National saleyard sheep and lamb indicators (¢/kg cwt)		10 Aug 2021	11 Aug 2020
Merino lamb	16-22kg	744	636
Restocker/feeder lamb	0-18kg	852	685
Light lamb	12-18kg	771	681
Trade lamb	18-22kg	867	696
Heavy lamb	22+kg	914	631
Mutton	18-24kg	657	532

National OTH sheep and lamb indicators (¢/kg cwt)		6 Aug 2021	14 Aug 2020
Medium trade lamb	18-20kg	815	711
Heavy trade lamb	20-22kg	815	711
Heavy lamb	22-24kg	814	716
Mutton	18-24kg	663	549

State saleyard sheep and lamb indicators (¢/kg cwt)		Victoria		NSW		SA		WA		Tasmania	
		10 Aug 2021	11 Aug 2020	10 Aug 2021	11 Aug 2020	10 Aug 2021	11 Aug 2020	10 Aug 2021	11 Aug 2020	10 Aug 2021	11 Aug 2020
Merino lamb	16-22kg	760	585	743	656	756	606	715	694	nq	nq
Restocker/feeder lamb	0-18kg	827	714	927	843	745	nq	656	618	867	701
Light lamb	12-18kg	761	638	798	710	723	632	714	692	831	790
Trade lamb	18-22kg	847	629	885	712	759	606	737	718	813	721
Heavy lamb	22+kg	879	612	926	638	763	580	775	646	838	652
Mutton	18-24kg	663	496	668	579	675	471	599	513	672	506

Over-the-hooks sheep and lamb indicators (¢/kg cwt)		Victoria		NSW		SA		WA		Tasmania	
		6 Aug 2021	14 Aug 2020	6 Aug 2021	14 Aug 2020	6 Aug 2021	14 Aug 2020	6 Aug 2021	14 Aug 2020	6 Aug 2021	14 Aug 2020
Medium trade lamb	18-20kg	809	675	805	700	843	703	804	765	nq	nq
Heavy trade lamb	20-22kg	809	675	805	700	843	703	804	765	nq	nq
Heavy lamb	22-24kg	803	700	805	700	843	700	804	765	nq	nq
Mutton	18-24kg	666	550	688	575	650	560	647	513	nq	nq

Live export price quotes (A\$/head)	3 Aug 2021	11 Aug 2020	
Live wether	Muchea	nq	nq

Glossary:

cwt – carcase weight

lwt – live weight

OTH – over-the-hooks. Refers to the marketing of cattle/sheep/lambs directly from the farm to an abattoir where a producer is paid for the value of the carcase based on a sliding grid.

CIF – Cost, insurance, freight. The quoted price for the goods including freight and insurance costs delivered to final destination.

C&F – Cost and freight. Refers to the quoted price for the goods, including freight to the delivery point, but not insurance.

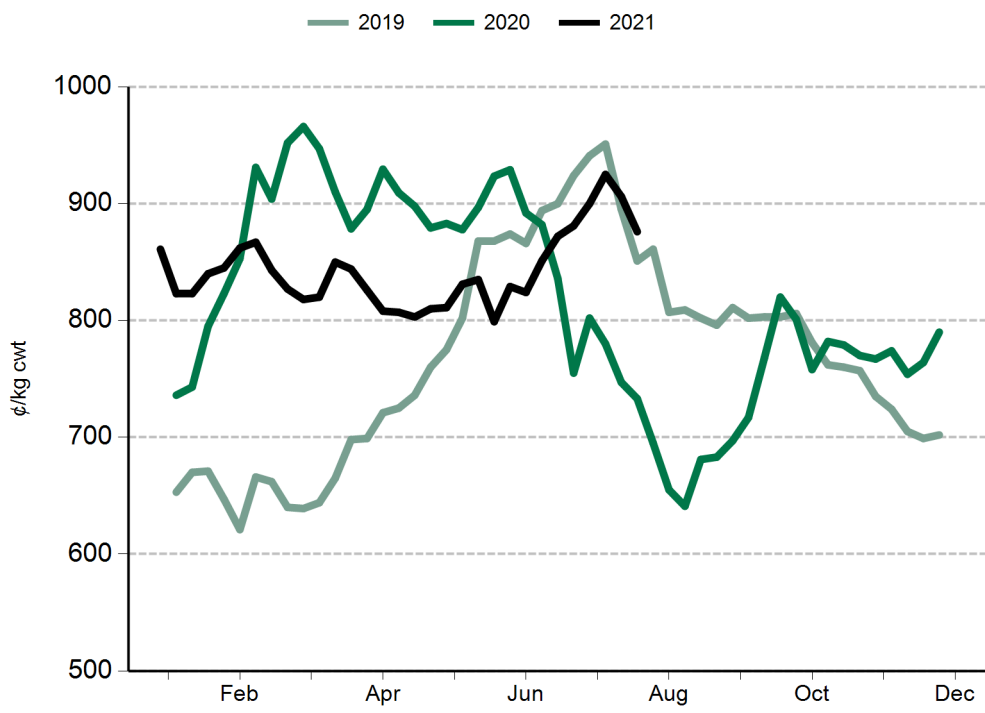
FAS – Free alongside ship. Refers to export price quotes where the seller is obliged to pay warehouse services, packing, inland freight and port charges, but not placement of goods onto the ship. The buyer is obliged to pay overseas freight, charges in foreign port, customs duties, quarantine and delivery to final destination. (See also 'FOB').

EYCI – Eastern Young Cattle Indicator. A seven day rolling average from 24 saleyards across NSW, Victoria and Queensland. It includes vealer and yearling heifers and steers, grade score C2 or C3, with live weight from 200kg.

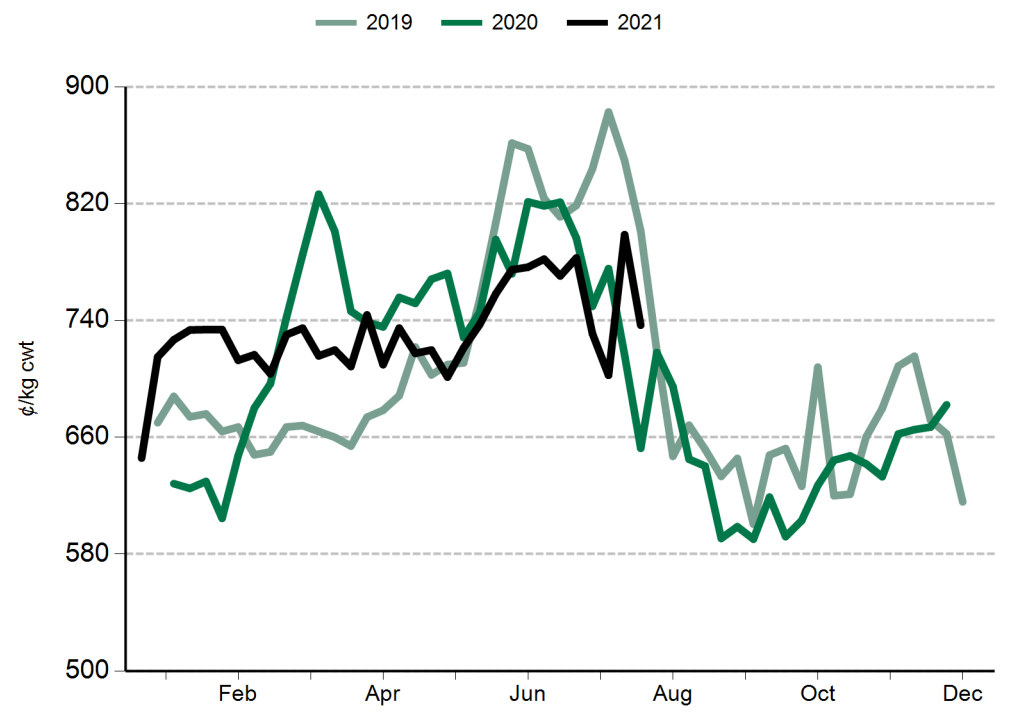
WYCI – Western Young Cattle Indicator. A benchmark of the value of young cattle in WA saleyards. It includes vealer and yearling heifers and steers, grade score C2 or C3, 180kg+ live weight.

All data is collected by MLA's NLRS, unless specified otherwise.

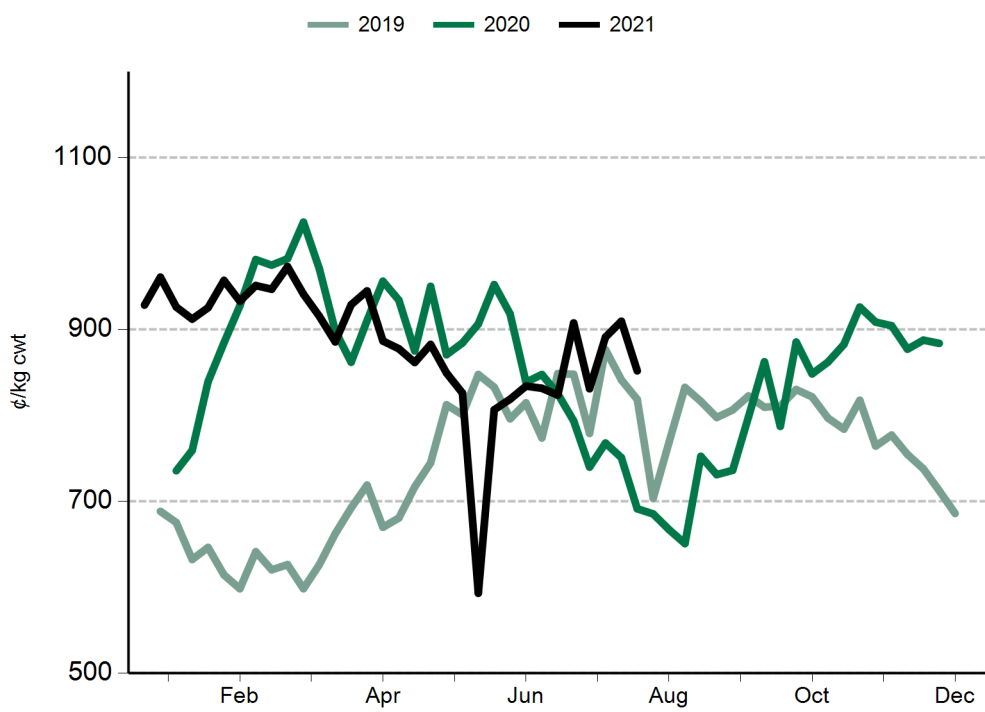
Eastern States Trade Lamb Indicator (ESTLI)



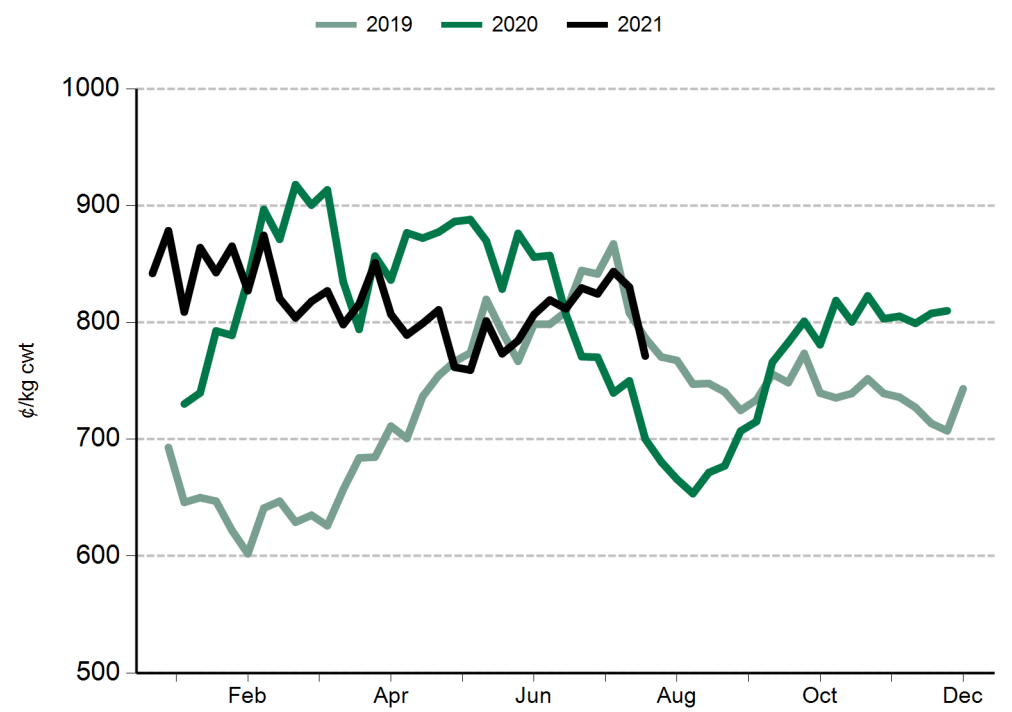
Western Trade Lamb Indicator (WTLI)



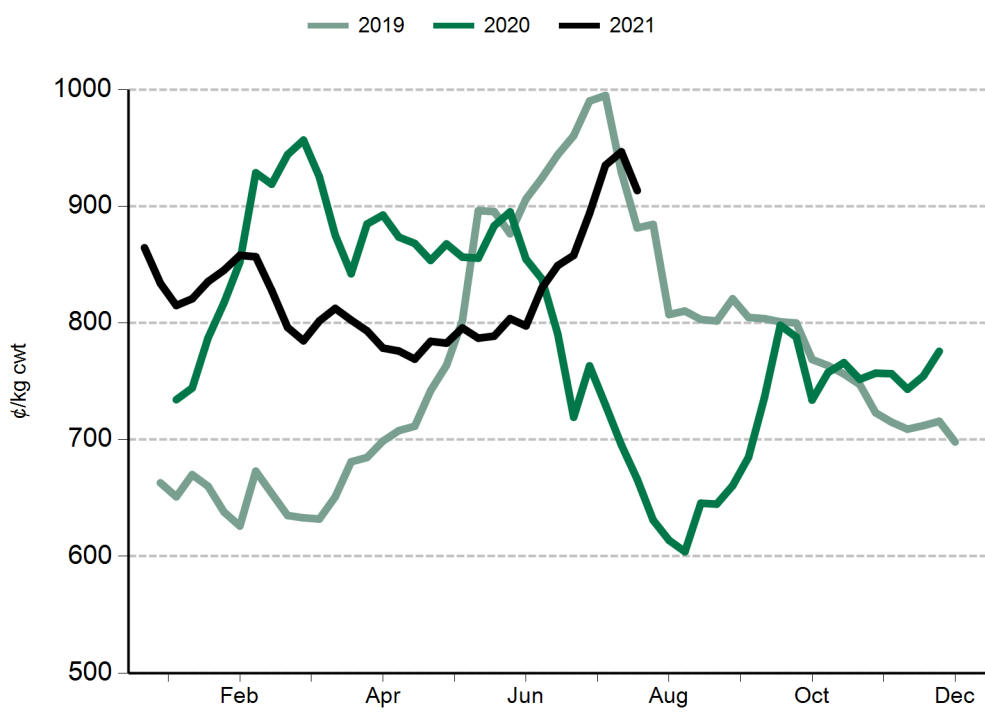
Restocker lamb



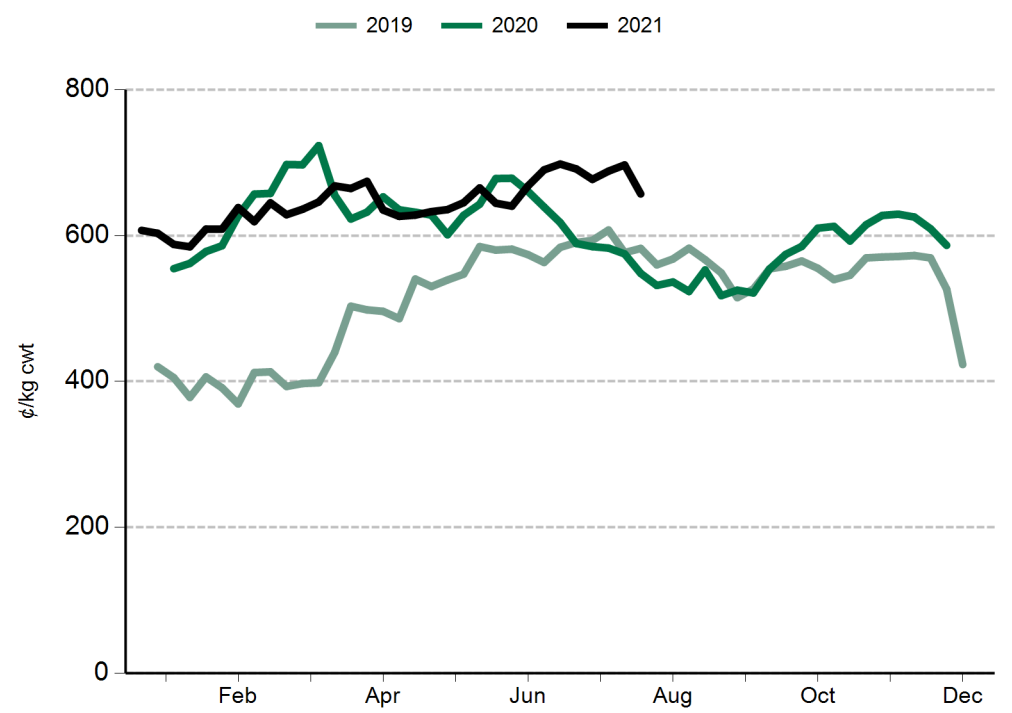
Light lamb



Heavy lamb



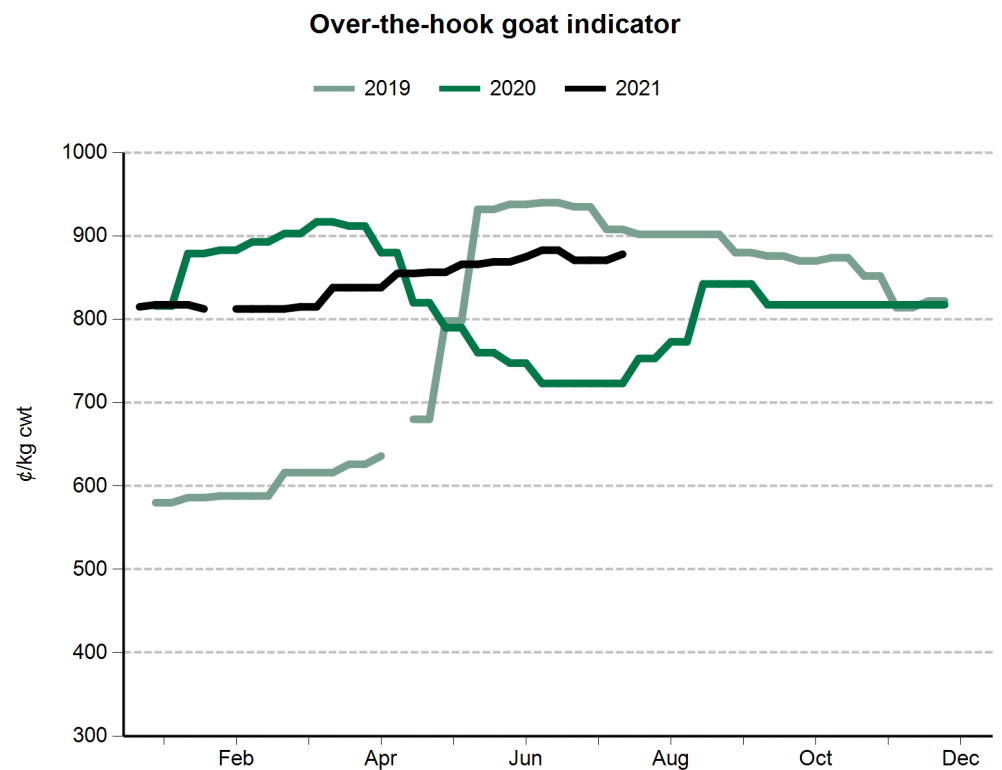
Mutton



General statistics

Over-the-hooks goat indicators (A¢/kg cwt)	30 Jul 2021	14 Aug 2020
8.1-10kg	884	753
10.1-12kg	878	753
12.1-16kg	878	753
16.1-20kg	896	753
20.1kg+	872	753

Skin indicators - Lambs		7 Aug 2020
2" +	16.1 - 20kg	100
	20.1 - 24kg	188
	24.1kg +	288
1" - 2"	16.1 - 20kg	200
	20.1 - 24kg	50
	24.1kg +	163
0.5" - 1"	16.1 - 20kg	nq
	20.1 - 24kg	nq
	24.1kg +	125
New Season	16.1 - 20kg	nq
	20.1 - 24kg	231
	24.1kg +	313
Skin indicators - Merino sheep (average 25 micron)		
1.5" - 2"	16.1 - 20kg	500
	20.1 - 24kg	725
	24.1kg +	825



Grain prices - Darling Downs (A\$/tonne)	30 Jul 2021	7 Aug 2020
Wheat	335	375
Barley	282	320
Sorghum	285	310
Grain prices - Riverina (A\$/tonne)		
Wheat	310	nq
Barley	nq	236

Source: Profarmer Australia

PLEASE NOTE

MLA no longer reports on fodder prices, tallow prices or the EMI on a weekly basis.

These can be accessed separately through these links:

- [Fodder prices \(Dairy Australia\)](#)
- [Tallow prices \(MLA monthly co-product report\)](#)
- [EMI \(AWEX\)](#)

US imported beef prices (CIF)		30 Jul 2021	7 Aug 2020
Bull 95CL	US¢/lb	288.0	241.5
	A¢/kg	861.5	742.6
Cow 90CL	US¢/lb	267.5	220.5
	A¢/kg	800.1	678.1
CC/CF 85CL	US¢/lb	244.5	200.5
	A¢/kg	731.3	616.6
Shank 90CL	US¢/lb	265.0	220.0
	A¢/kg	792.7	676.5
Trim 85CL	US¢/lb	244.5	199.0
	A¢/kg	731.3	611.9
Trim 80CL	US¢/lb	229.5	191.0
	A¢/kg	686.5	587.3
Trim 75CL	US¢/lb	175.0	183.0
	A¢/kg	523.5	562.7
Trim 65CL	US¢/lb	nq	nq
	A¢/kg	nq	nq
Outside flats	US¢/lb	nq	nq
	A¢/kg	nq	nq
Knuckles	US¢/lb	287.5	262.5
	A¢/kg	860.0	807.2
Inside cap off	US¢/lb	367.5	292.5
	A¢/kg	1099.3	899.5

Source: Steiner Consulting Group

