

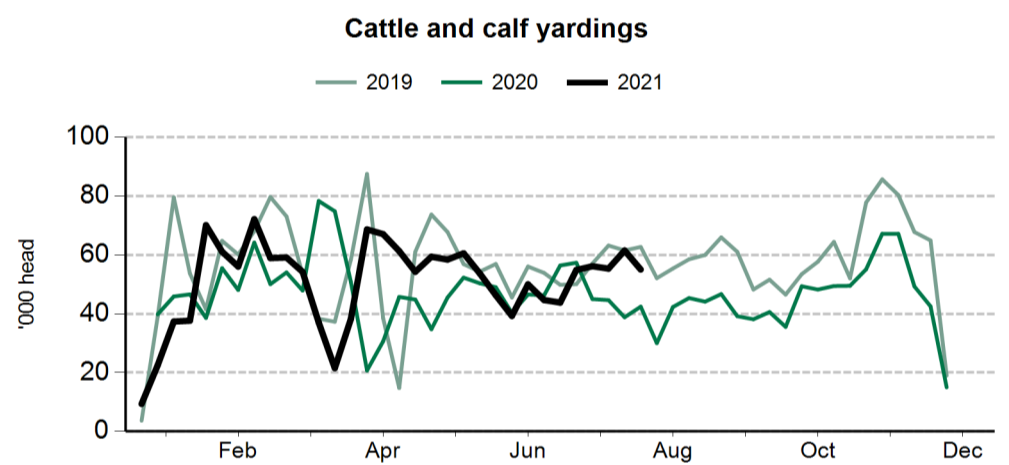
The following weekly statistical summary includes the following information:

- **Livestock movements**.....pages 1-2
 - Cattle yardings
 - Sheep yardings
 - Cattle slaughter
 - Sheep, lamb and goat slaughter
- **Cattle price indicators**.....pages 3-4
 - Saleyard indicators
 - Over-the-hook indicators
 - Live export indicators
- **Sheep and lamb indicators**.....pages 5-6
 - Saleyard indicators
 - Over-the-hook indicators
 - Live export indicators
- **General statistics**.....page 7
 - Over-the-hook goat indicators
 - Skin price indicators
 - Weekly US imported beef indicators

Cattle movements

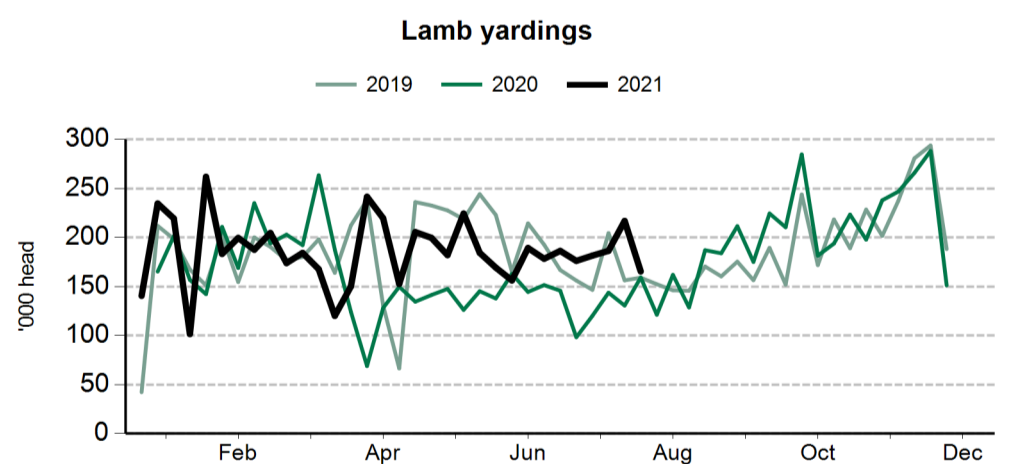
Cattle saleyard throughput		13 Aug 2021	6 Aug 2021	14 Aug 2020
Queensland	Cattle	7,441	22,828	14,332
NSW	Cattle	7,395	10,622	8,369
Victoria	Cattle	2,978	6,028	5,140
SA	Cattle	830	1,216	150
WA	Cattle	966	2,096	2,025
Tasmania	Cattle	30	64	nq

Cattle slaughter		6 Aug 2021	14 Aug 2020
Queensland	Cattle	46,780	43,538
	Calves	80	120
NSW	Cattle	27,188	31,070
	Calves	23	1,523
Victoria	Cattle	11,776	14,893
	Calves	2,946	3,931
SA	Cattle	2,513	4,375
	Calves	17	11
Tasmania	Cattle	2,989	3,917
	Calves	2,486	3,150

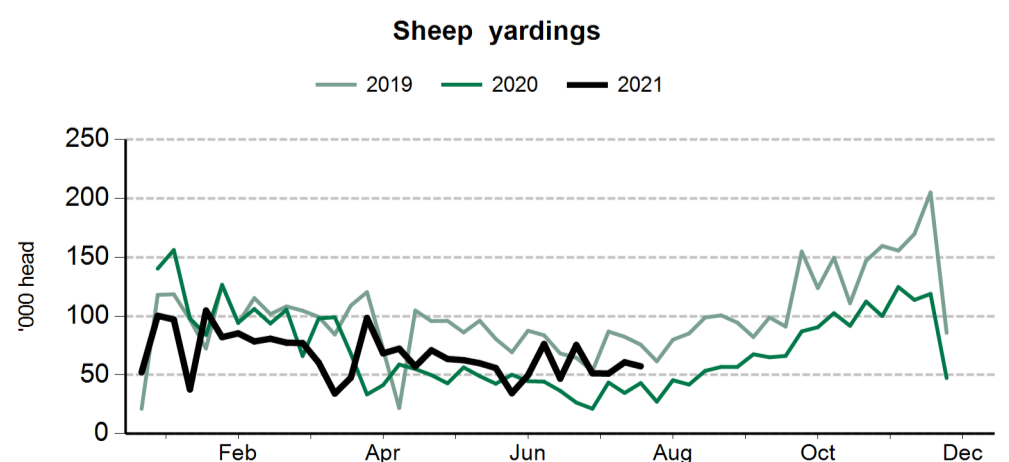


Smallstock movements

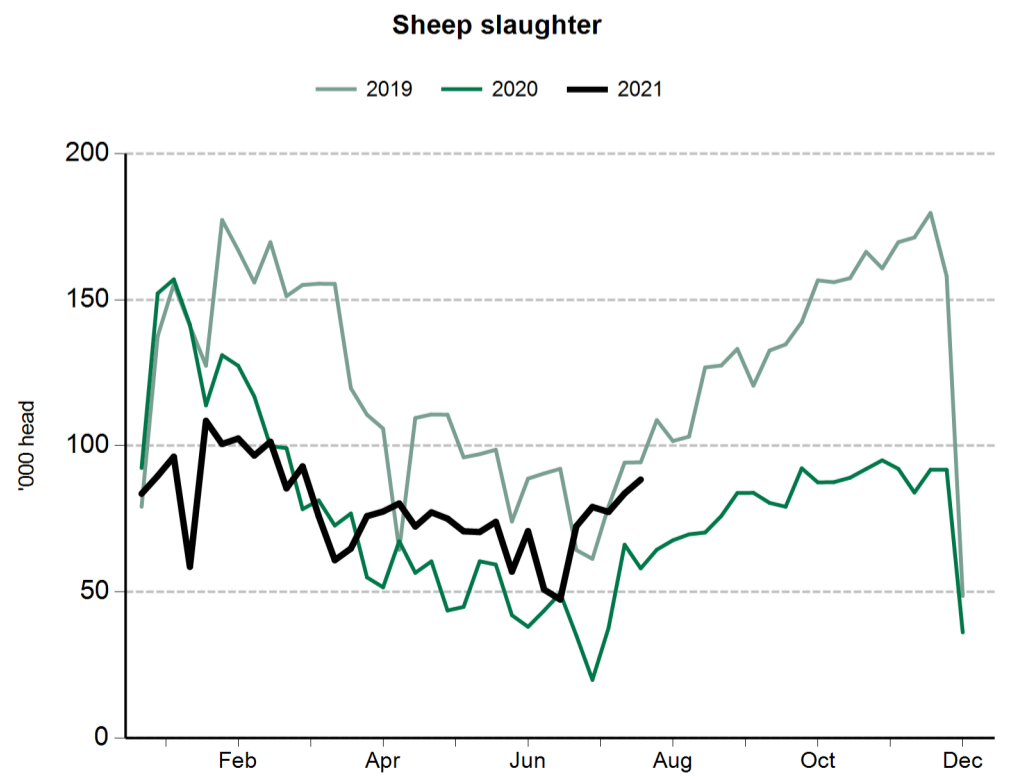
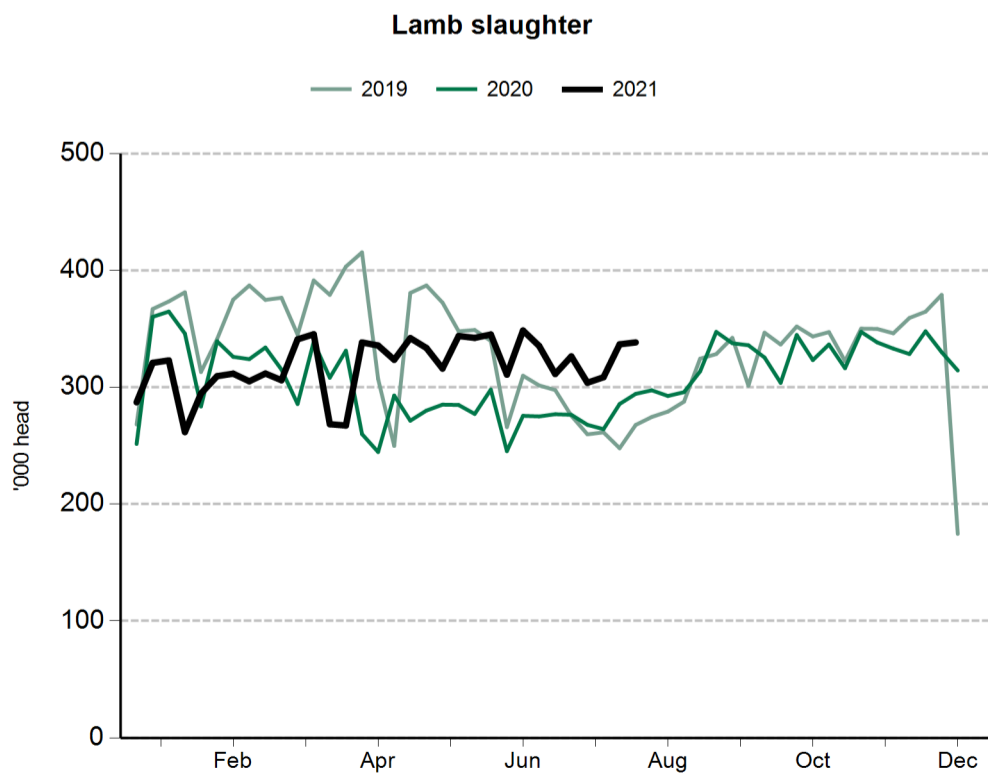
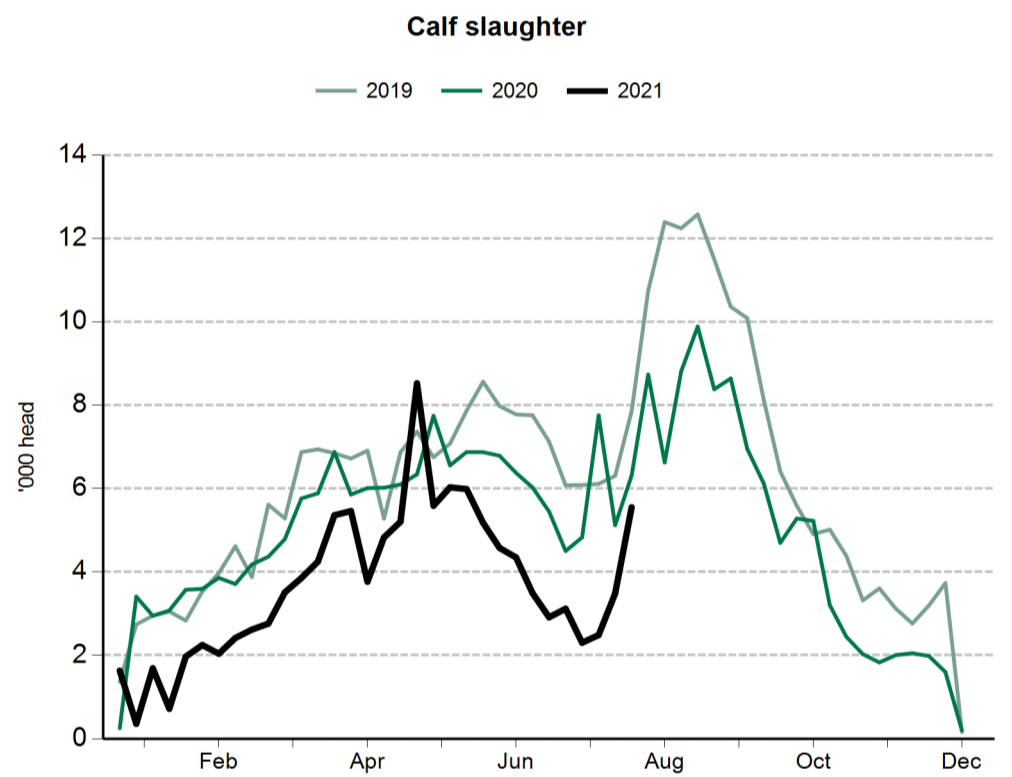
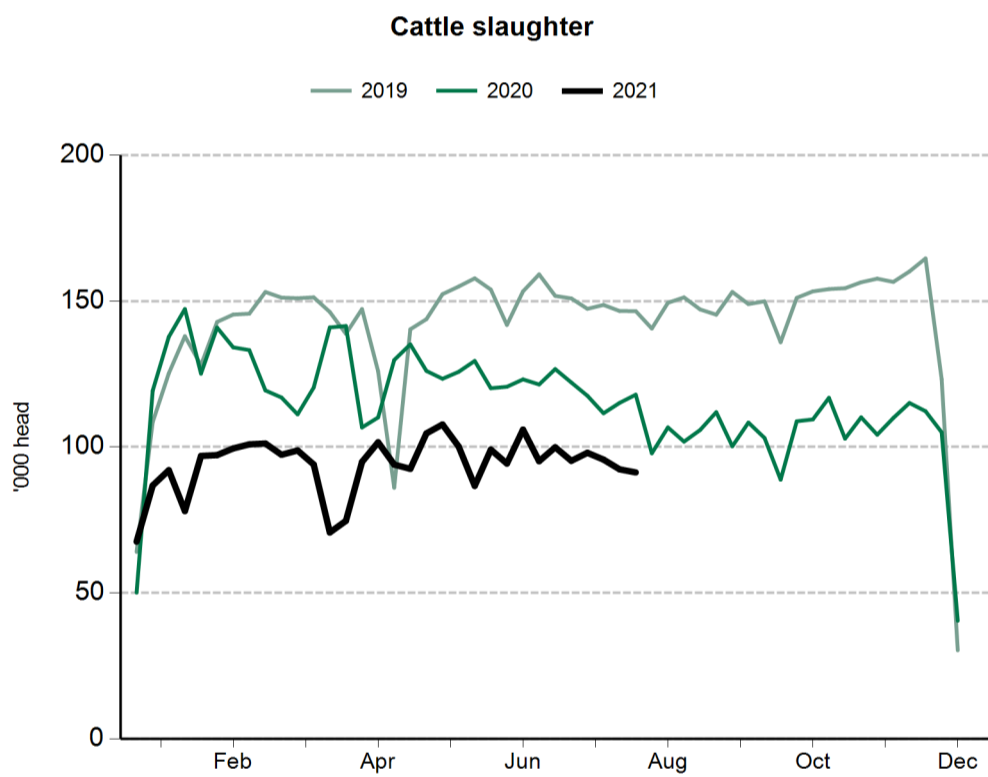
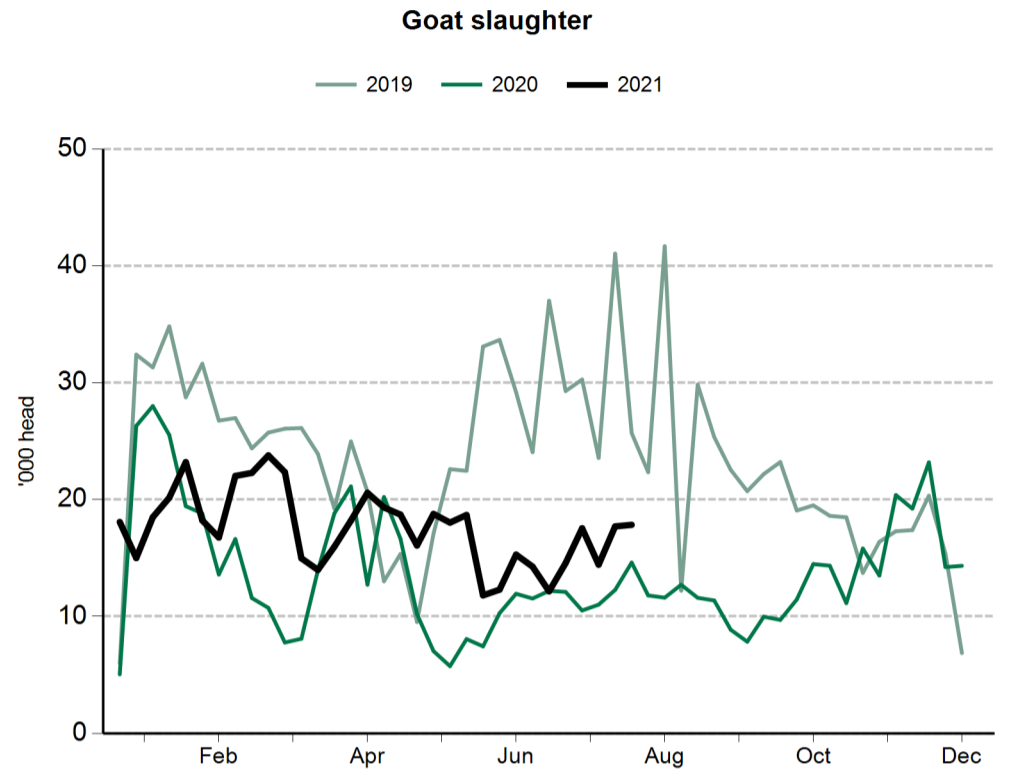
Sheep and lamb saleyard throughput		13 Aug 2021	6 Aug 2021	14 Aug 2020
NSW	Lambs	56,824	122,195	94,899
	Sheep	10,451	30,010	15,097
Victoria	Lambs	14,672	26,548	15,879
	Sheep	8,835	15,293	4,491
SA	Lambs	4,942	5,508	5,000
	Sheep	1,759	3,254	1,400
WA	Lambs	3,803	8,424	4,487
	Sheep	2,349	7,133	6,000
Tasmania	Lambs	521	1,745	620
	Sheep	378	619	300



Sheep and lamb slaughter		6 Aug 2021	14 Aug 2020
Queensland	Lambs	644	685
	Sheep	5,041	2,831
NSW	Lambs	111,755	112,406
	Sheep	40,727	33,365
Victoria	Lambs	169,345	136,187
	Sheep	38,880	22,232
SA	Lambs	51,378	44,186
	Sheep	2,490	5,804
Tasmania	Lambs	5,320	3,983
	Sheep	1,278	185



Goat slaughter		6 Aug 2021	14 Aug 2020
Queensland	Goats	6,792	4,737
NSW	Goats	1,228	1,385
Victoria	Goats	7,596	1,653
SA	Goats	2,222	4,020
Tasmania	Goats	nq	nq



Cattle prices

National saleyard indicators	Live weight	Muscle/Fat	Unit	17 Aug 2021	18 Aug 2020
Restocker Steer	200-280kg	C2	¢/kg lwt	599	442
Feeder Steer	330-400kg	C2	¢/kg lwt	509	387
Vealer Steer	280-330kg	C2	¢/kg lwt	585	404
			¢/kg cwt	1106	775
Trade Steer	330-400kg	C3	¢/kg lwt	496	395
			¢/kg cwt	919	737
Medium Steer	400-500kg	C3	¢/kg lwt	422	361
			¢/kg cwt	792	682
Heavy Steer	500-600kg	C4	¢/kg lwt	437	372
			¢/kg cwt	790	679
Medium Cow	400-520kg	D3	¢/kg lwt	323	269
			¢/kg cwt	661	547
Eastern Young Cattle Indicator (EYCI)			¢/kg cwt	994.00	768.5

Eastern states OTH indicators	Carcase weight	Muscle	Unit	13 Aug 2021	21 Aug 2020
Trade steer	240-260kg	A-C	¢/kg cwt	681	599
Medium steer	260-280kg	A-C	¢/kg cwt	686	627
Heavy steer	300-400kg	A-C	¢/kg cwt	693	635
Medium cow	260-280kg	A-E	¢/kg cwt	604	512
MSA trade steer	240-260kg	A-C	¢/kg cwt	697	643

Feeder cattle indicators - paddock sales			14 Aug 2020
Domestic			Unit
Steers 280-350kg			¢/kg lwt
Heifers 280-350kg			¢/kg lwt
Export			Unit
Shortfed 100-120 DOF			¢/kg lwt
Mediumfed 120-220 DOF			¢/kg lwt
Longfed 220+ DOF			¢/kg lwt

State saleyard indicators				Queensland		NSW		Victoria		SA		Tasmania	
Category	Live weight	Muscle/Fat	Unit	17 Aug 2021	18 Aug 2020	17 Aug 2021	18 Aug 2020	17 Aug 2021	18 Aug 2020	17 Aug 2021	18 Aug 2020	17 Aug 2021	18 Aug 2020
Restocker Steer	200-280kg	C2	¢/kg lwt	600	441	584	452	500	414	nq	nq	nq	nq
Feeder Steer	330-400kg	C2	¢/kg lwt	489	381	534	403	539	405	534	350	nq	nq
Vealer Steer	280-330kg	C2	¢/kg lwt	462	353	595	424	539	389	nq	379	nq	nq
			¢/kg cwt	889	679	1126	804	994	708	nq	759	nq	nq
Trade Steer	330-400kg	C3	¢/kg lwt	nq	315	500	403	492	410	492	385	nq	nq
			¢/kg cwt	nq	593	902	748	912	752	970	770	nq	nq
Medium Steer	400-500kg	C3	¢/kg lwt	393	292	456	365	503	393	430	372	nq	nq
			¢/kg cwt	733	556	851	688	934	723	859	744	nq	nq
Heavy Steer	500-600kg	C4	¢/kg lwt	393	335	444	382	464	366	nq	nq	nq	nq
			¢/kg cwt	709	599	802	701	838	664	nq	nq	nq	nq
Medium Cow	400-520kg	D3	¢/kg lwt	315	262	342	294	372	302	nq	nq	342	nq
			¢/kg cwt	647	534	711	603	752	583	nq	nq	671	nq

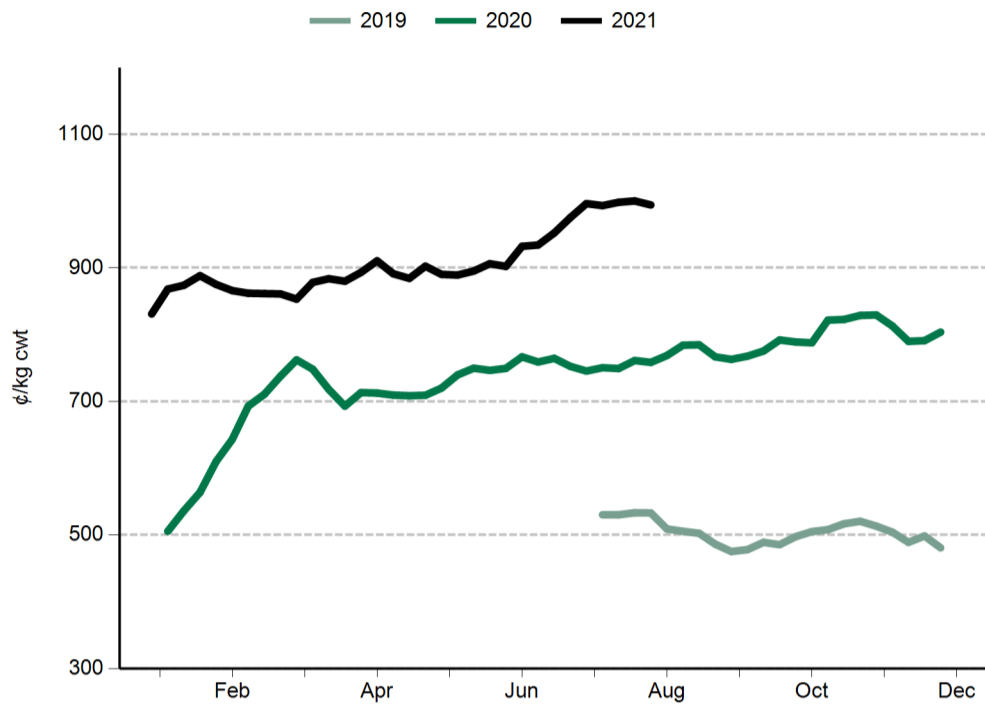
State over-the-hooks indicators				Queensland		NSW		Victoria		SA		Tasmania	
Category	Carcase weight	Muscle	Unit	13 Aug 2021	21 Aug 2020	13 Aug 2021	21 Aug 2020	13 Aug 2021	21 Aug 2020	13 Aug 2021	21 Aug 2020	13 Aug 2021	21 Aug 2020
Trade steer	240-260kg	A-C	¢/kg cwt	684	623	688	591	745	675	nq	nq	606	507
Medium steer	260-280kg	A-C	¢/kg cwt	677	621	690	585	735	674	nq	nq	640	nq
Heavy steer	300-400kg	A-C	¢/kg cwt	687	632	703	595	742	678	nq	nq	640	nq
Medium cow	260-280kg	A-E	¢/kg cwt	608	540	604	515	584	501	651	538	570	467
MSA trade steer	240-260kg	A-C	¢/kg cwt	690	649	756	637	nq	nq	645	nq	nq	nq

WA saleyard indicators			Unit	17 Aug 2021	18 Aug 2020
WYCI			¢/kg cwt	962	724
Medium Steer			¢/kg lwt	392	358
Medium Cow			¢/kg lwt	322	258

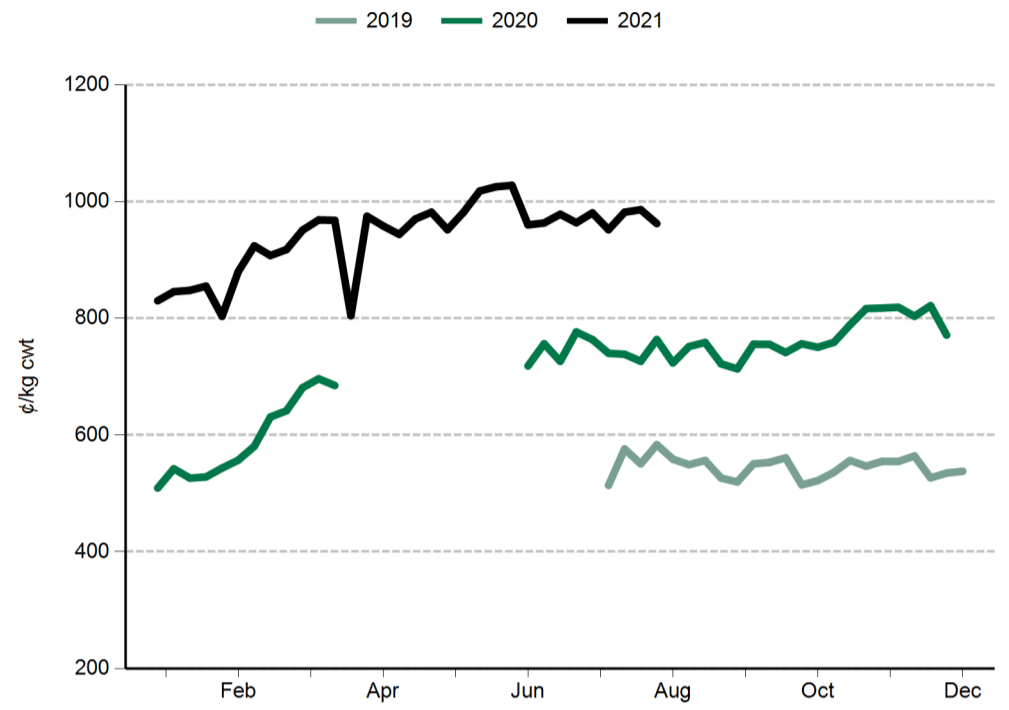
WA over-the-hooks indicators			Unit	21 Aug 2020
Grassfed yearling			¢/kg cwt	565
Grainfed yearling			¢/kg cwt	565
MSA yearling			¢/kg cwt	590

Live Export Price Quotes				Unit	6 Aug 2021	14 Aug 2020
Light Steer	260 - 360 kg	Townsville	¢/kg lwt	nq	340	
	260 - 360 kg	Darwin	¢/kg lwt	nq	355	
Light Heifer	260 - 360 kg	Townsville	¢/kg lwt	nq	305	
	260 - 360 kg	Darwin	¢/kg lwt	nq	320	

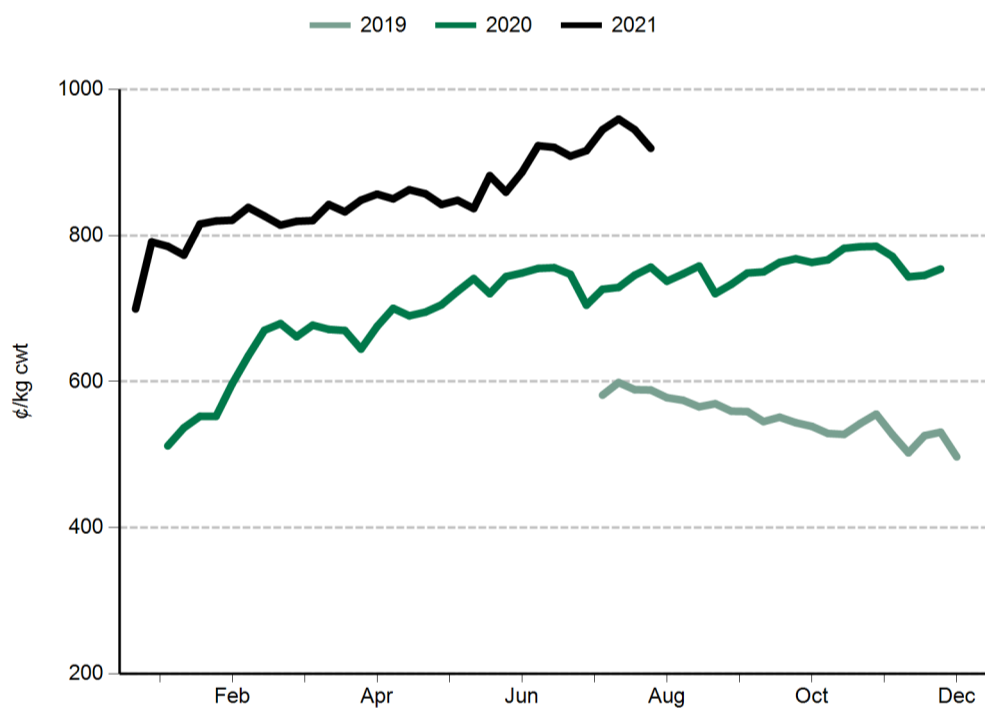
Eastern Young Cattle Indicator (EYCI)



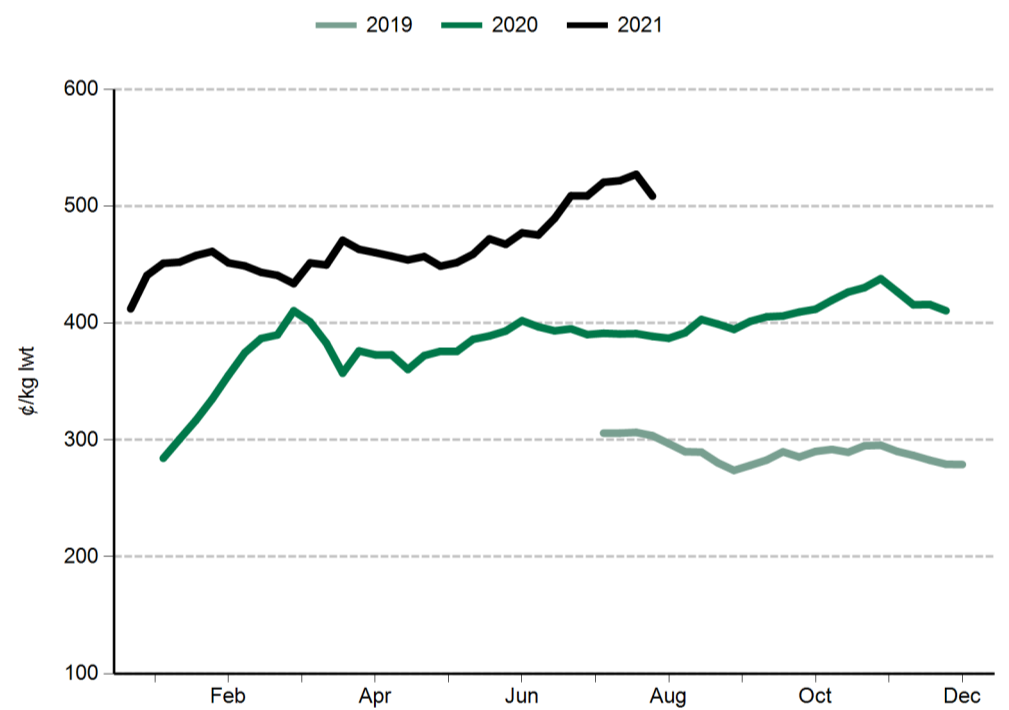
Western Young Cattle Indicator (WYCI)



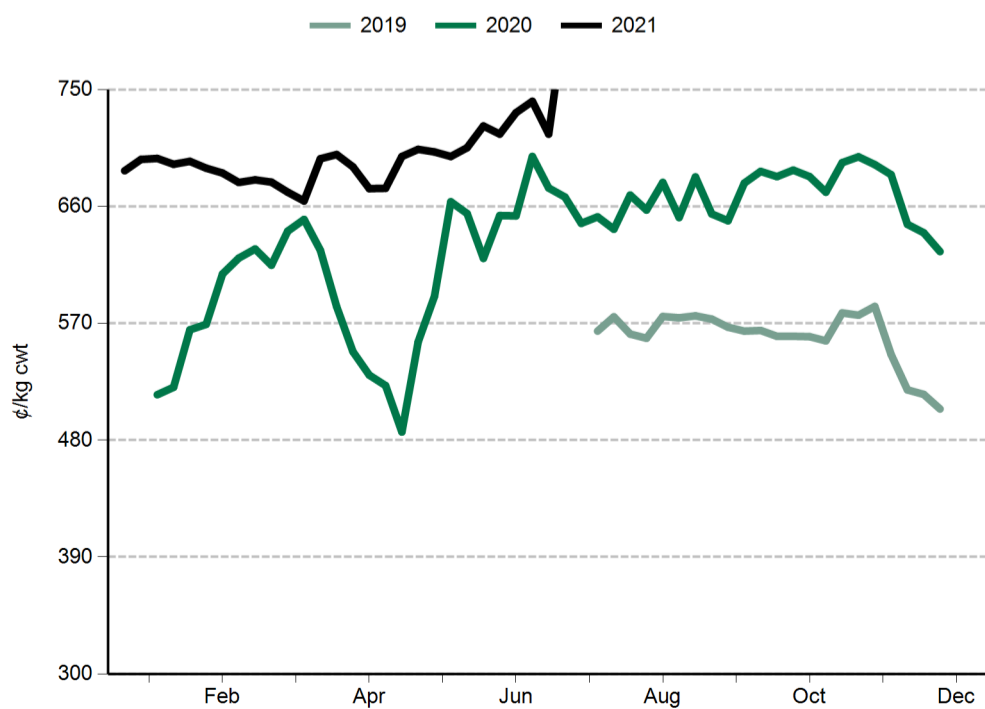
Trade steer



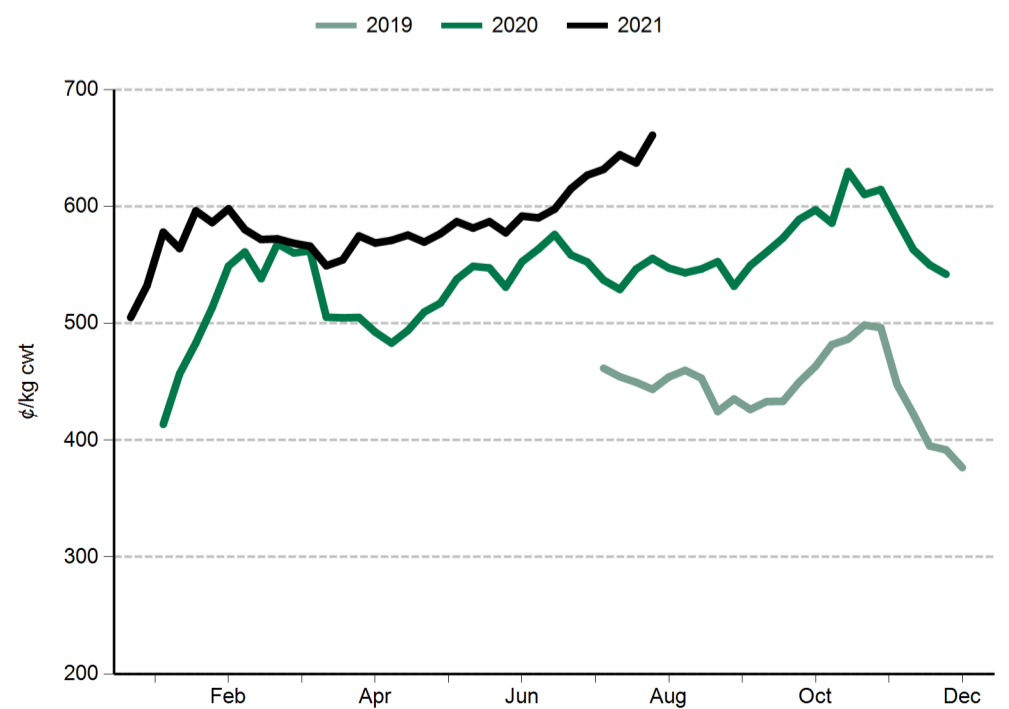
Feeder steer



Heavy steer



Medium cow



Sheep and lamb prices

Eastern States Trade Lamb Indicator (¢/kg cwt)	17 Aug 2021	18 Aug 2020
ESTLI	927	655

National saleyard sheep and lamb indicators (¢/kg cwt)		17 Aug 2021	18 Aug 2020
Merino lamb	16-22kg	791	621
Restocker/feeder lamb	0-18kg	922	667
Light lamb	12-18kg	794	666
Trade lamb	18-22kg	914	656
Heavy lamb	22+kg	954	614
Mutton	18-24kg	654	536

National OTH sheep and lamb indicators (¢/kg cwt)		13 Aug 2021	21 Aug 2020
Medium trade lamb	18-20kg	817	700
Heavy trade lamb	20-22kg	817	689
Heavy lamb	22-24kg	817	691
Mutton	18-24kg	654	539

State saleyard sheep and lamb indicators (¢/kg cwt)		Victoria		NSW		SA		WA		Tasmania	
		17 Aug 2021	18 Aug 2020	17 Aug 2021	18 Aug 2020	17 Aug 2021	18 Aug 2020	17 Aug 2021	18 Aug 2020	17 Aug 2021	18 Aug 2020
Merino lamb	16-22kg	758	588	805	629	768	600	696	750	nq	nq
Restocker/feeder lamb	0-18kg	761	644	1020	766	nq	533	603	595	824	nq
Light lamb	12-18kg	808	619	844	716	760	658	699	655	797	530
Trade lamb	18-22kg	888	626	935	665	753	601	714	695	872	507
Heavy lamb	22+kg	922	597	968	617	772	602	766	702	863	547
Mutton	18-24kg	690	535	655	559	612	405	586	527	715	455

Over-the-hooks sheep and lamb indicators (¢/kg cwt)		Victoria		NSW		SA		WA		Tasmania	
		13 Aug 2021	21 Aug 2020	13 Aug 2021	21 Aug 2020	13 Aug 2021	21 Aug 2020	13 Aug 2021	21 Aug 2020	13 Aug 2021	21 Aug 2020
Medium trade lamb	18-20kg	817	670	800	700	847	663	804	765	nq	nq
Heavy trade lamb	20-22kg	817	655	800	700	847	637	804	765	nq	nq
Heavy lamb	22-24kg	817	660	800	700	847	640	804	765	nq	nq
Mutton	18-24kg	662	510	672	575	635	560	647	513	nq	nq

Live export price quotes (A\$/head)		10 Aug 2021	18 Aug 2020
Live wether	Muchea	nq	nq

Glossary:

cwt – carcase weight

lwt – live weight

OTH – over-the-hooks. Refers to the marketing of cattle/sheep/lambs directly from the farm to an abattoir where a producer is paid for the value of the carcase based on a sliding grid.

CIF – Cost, insurance, freight. The quoted price for the goods including freight and insurance costs delivered to final destination.

C&F – Cost and freight. Refers to the quoted price for the goods, including freight to the delivery point, but not insurance.

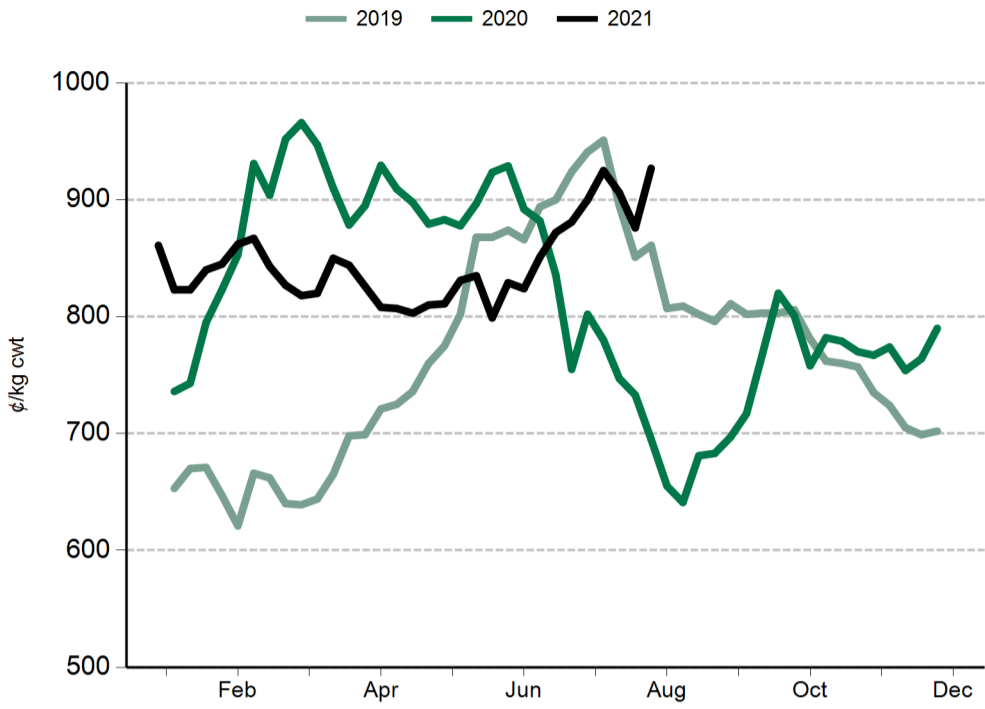
FAS – Free alongside ship. Refers to export price quotes where the seller is obliged to pay warehouse services, packing, inland freight and port charges, but not placement of goods onto the ship. The buyer is obliged to pay overseas freight, charges in foreign port, customs duties, quarantine and delivery to final destination. (See also 'FOB').

EYCI – Eastern Young Cattle Indicator. A seven day rolling average from 24 saleyards across NSW, Victoria and Queensland. It includes vealer and yearling heifers and steers, grade score C2 or C3, with live weight from 200kg.

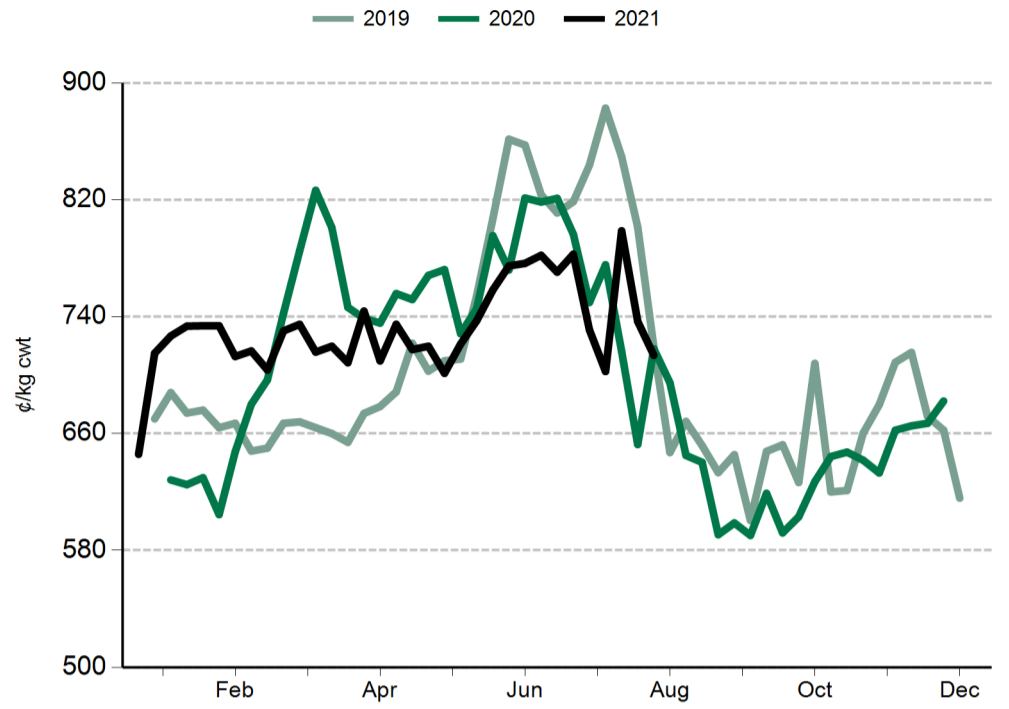
WYCI – Western Young Cattle Indicator. A benchmark of the value of young cattle in WA saleyards. It includes vealer and yearling heifers and steers, grade score C2 or C3, 180kg+ live weight.

All data is collected by MLA's NLRS, unless specified otherwise.

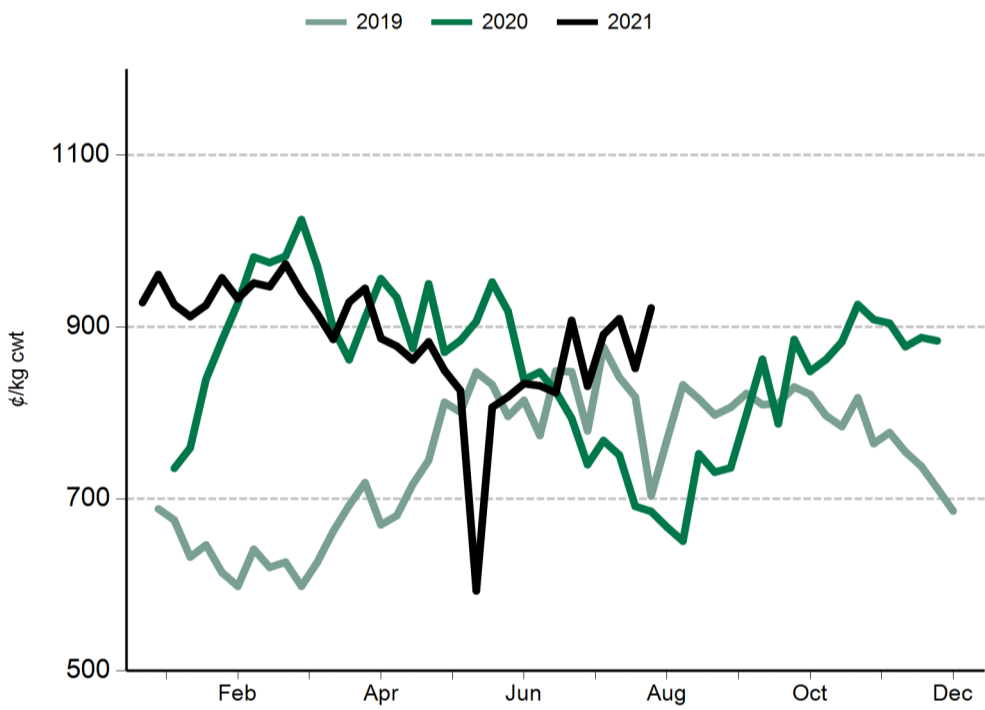
Eastern States Trade Lamb Indicator (ESTLI)



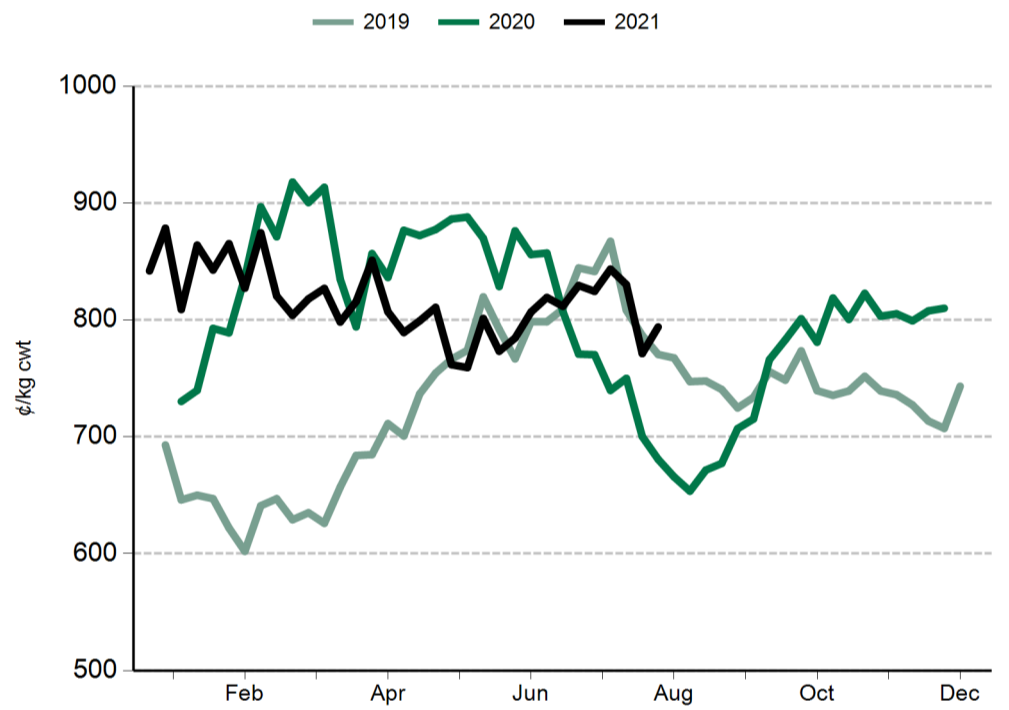
Western Trade Lamb Indicator (WTLI)



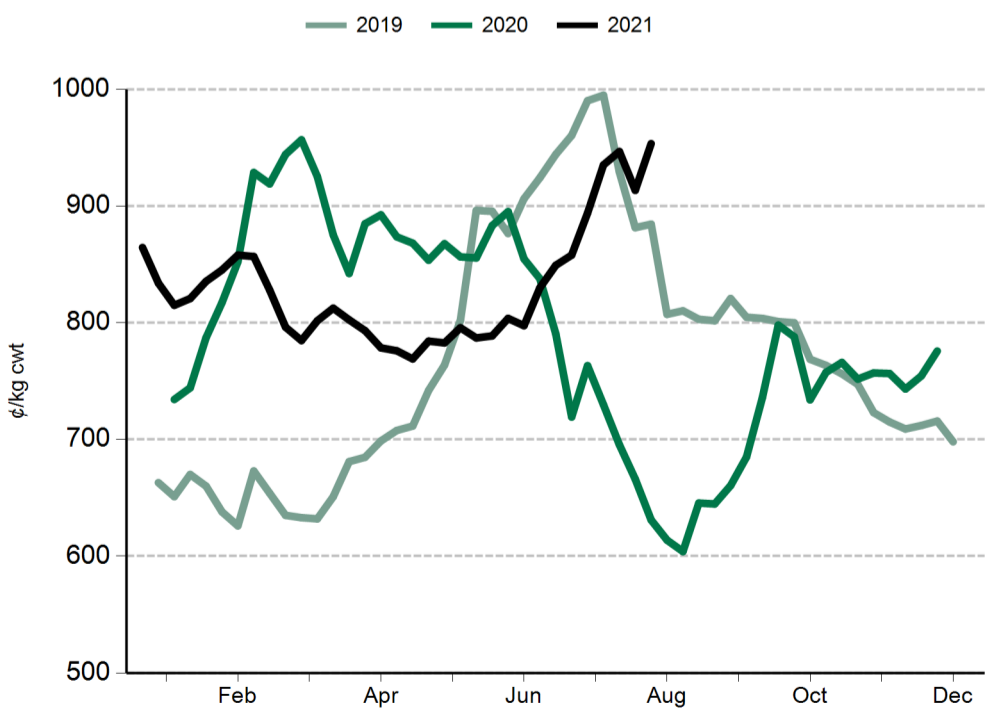
Restocker lamb



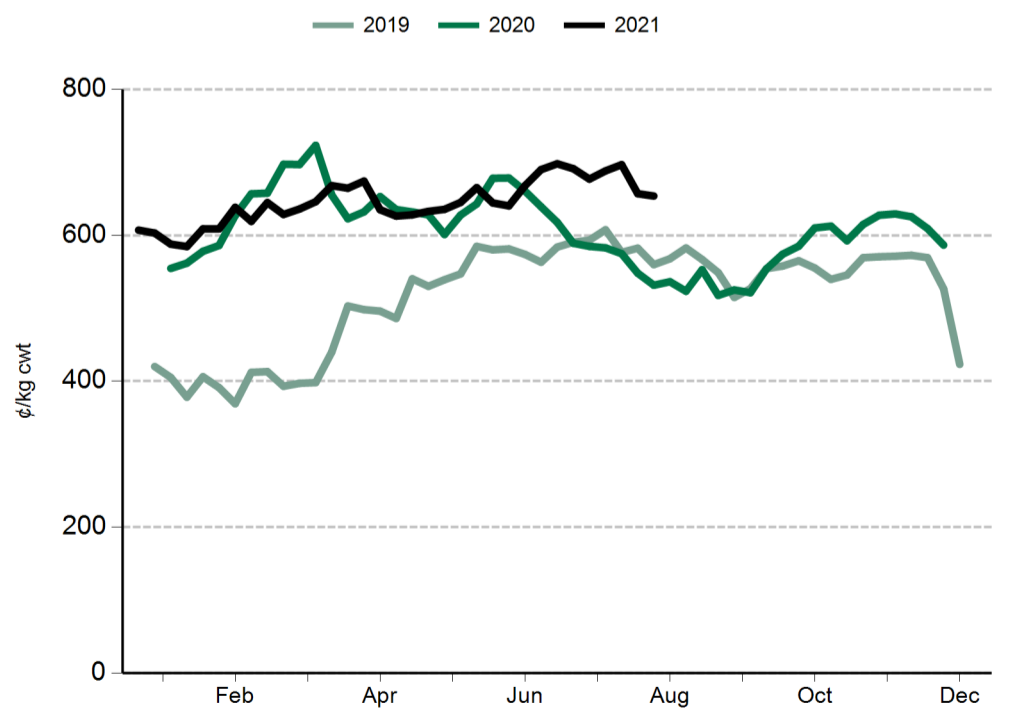
Light lamb



Heavy lamb

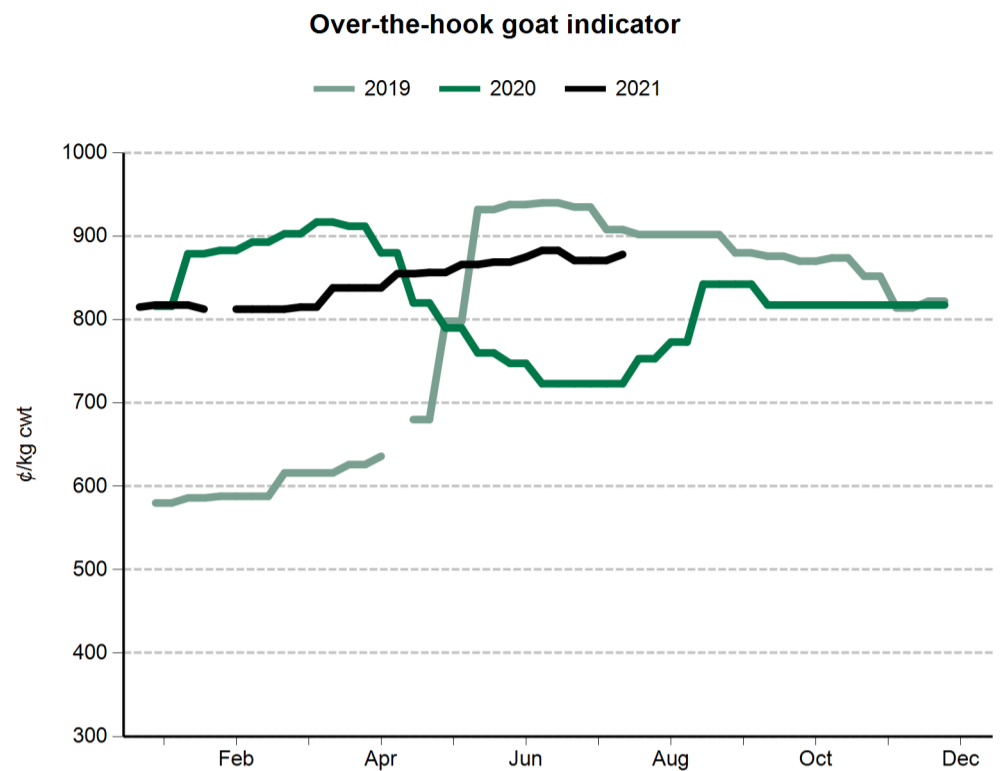


Mutton



General statistics

Over-the-hooks goat indicators (A¢/kg cwt)			21 Aug 2020
8.1-10kg			773
10.1-12kg			773
12.1-16kg			773
16.1-20kg			773
20.1kg+			773
Skin indicators - Lambs			14 Aug 2020
2" +	16.1 - 20kg		100
	20.1 - 24kg		188
	24.1kg +		288
1" - 2"	16.1 - 20kg		200
	20.1 - 24kg		50
	24.1kg +		163
0.5" - 1"	16.1 - 20kg		nq
	20.1 - 24kg		nq
	24.1kg +		125
New Season	16.1 - 20kg		nq
	20.1 - 24kg		231
	24.1kg +		313
Skin indicators - Merino sheep (average 25 micron)			
1.5" - 2"	16.1 - 20kg		500
	20.1 - 24kg		725
	24.1kg +		825



Grain prices - Darling Downs (A\$/tonne)		6 Aug 2021	14 Aug 2020
Wheat		342	nq
Barley		290	310
Sorghum		285	315
Grain prices - Riverina (A\$/tonne)			
Wheat		317	nq
Barley		nq	228

Source: Profarmer Australia

PLEASE NOTE

MLA no longer reports on fodder prices, tallow prices or the EMI on a weekly basis.

These can be accessed separately through these links:

- [Fodder prices \(Dairy Australia\)](#)
- [Tallow prices \(MLA monthly co-product report\)](#)
- [EMI \(AWEX\)](#)

US imported beef prices (CIF)		6 Aug 2021	14 Aug 2020
Bull 95CL	US¢/lb	289.5	246.5
	A¢/kg	868.2	759.2
Cow 90CL	US¢/lb	269.5	220.0
	A¢/kg	808.2	677.5
CC/CF 85CL	US¢/lb	246.5	200.5
	A¢/kg	739.3	617.5
Shank 90CL	US¢/lb	272.5	220.0
	A¢/kg	817.2	677.5
Trim 85CL	US¢/lb	245.5	199.0
	A¢/kg	736.3	612.9
Trim 80CL	US¢/lb	230.5	191.5
	A¢/kg	691.3	589.8
Trim 75CL	US¢/lb	175.0	180.5
	A¢/kg	524.8	555.9
Trim 65CL	US¢/lb	nq	nq
	A¢/kg	nq	nq
Outside flats	US¢/lb	nq	nq
	A¢/kg	nq	nq
Knuckles	US¢/lb	300.0	262.5
	A¢/kg	899.7	808.4
Inside cap off	US¢/lb	370.0	295.0
	A¢/kg	1109.7	908.5

Source: Steiner Consulting Group

