

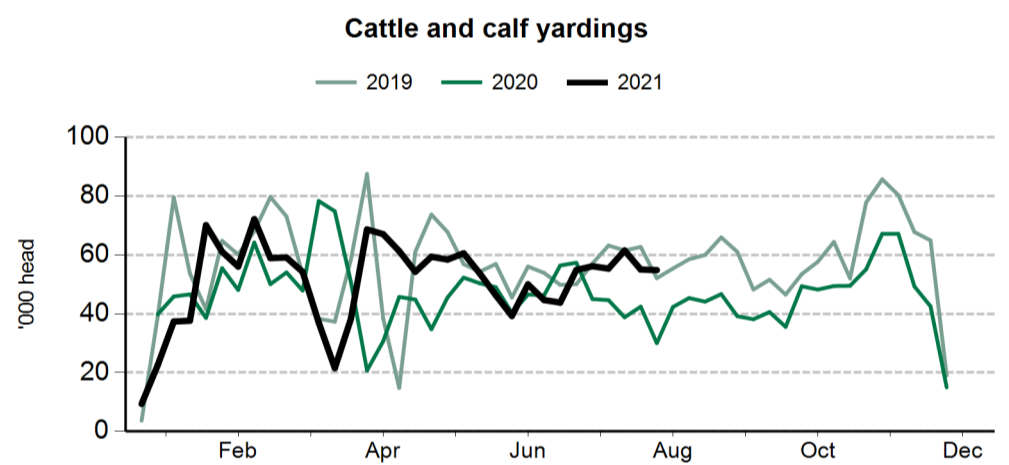
The following weekly statistical summary includes the following information:

- **Livestock movements**.....pages 1-2
  - Cattle yardings
  - Sheep yardings
  - Cattle slaughter
  - Sheep, lamb and goat slaughter
- **Cattle price indicators**.....pages 3-4
  - Saleyard indicators
  - Over-the-hook indicators
  - Live export indicators
- **Sheep and lamb indicators**.....pages 5-6
  - Saleyard indicators
  - Over-the-hook indicators
  - Live export indicators
- **General statistics**.....page 7
  - Over-the-hook goat indicators
  - Skin price indicators
  - Weekly US imported beef indicators

### Cattle movements

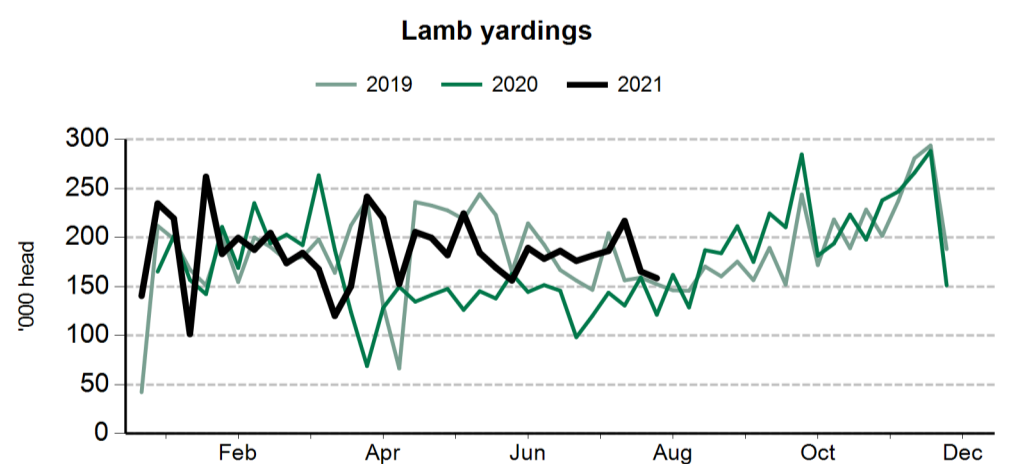
Cattle saleyard throughput		20 Aug 2021	13 Aug 2021	21 Aug 2020
Queensland	Cattle	5,642	21,168	21,086
NSW	Cattle	7,414	12,207	11,932
Victoria	Cattle	2,892	4,998	6,007
SA	Cattle	731	1,243	1,613
WA	Cattle	2,103	1,334	1,564
Tasmania	Cattle	35	30	94

Cattle slaughter		13 Aug 2021	21 Aug 2020
Queensland	Cattle	56,809	54,324
	Calves	15	126
NSW	Cattle	27,251	30,542
	Calves	20	1,525
Victoria	Cattle	11,346	13,793
	Calves	3,547	706
SA	Cattle	2,477	4,069
	Calves	7	15
Tasmania	Cattle	2,179	3,946
	Calves	4,142	4,254

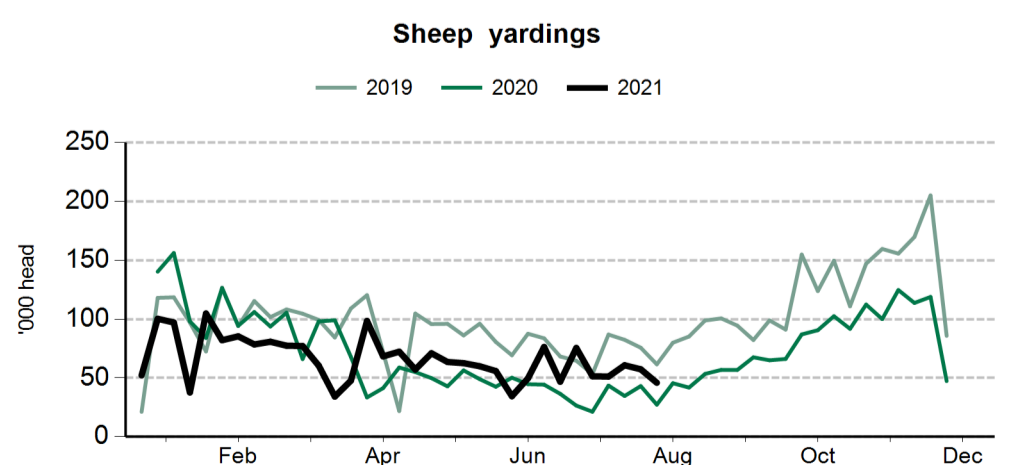


### Smallstock movements

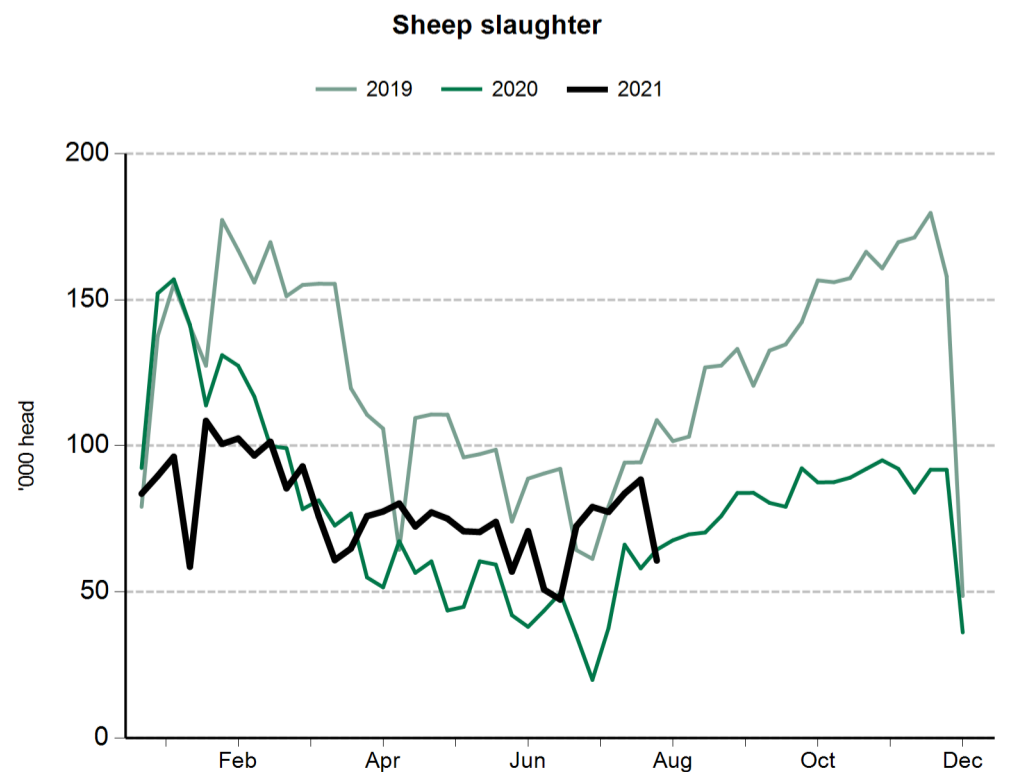
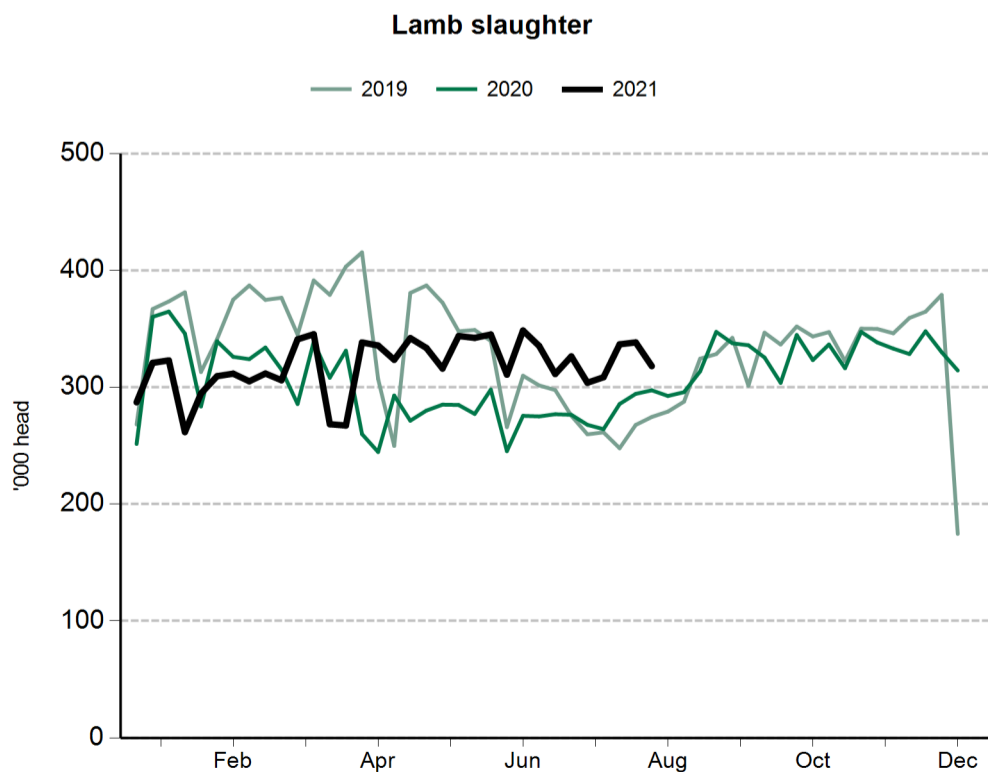
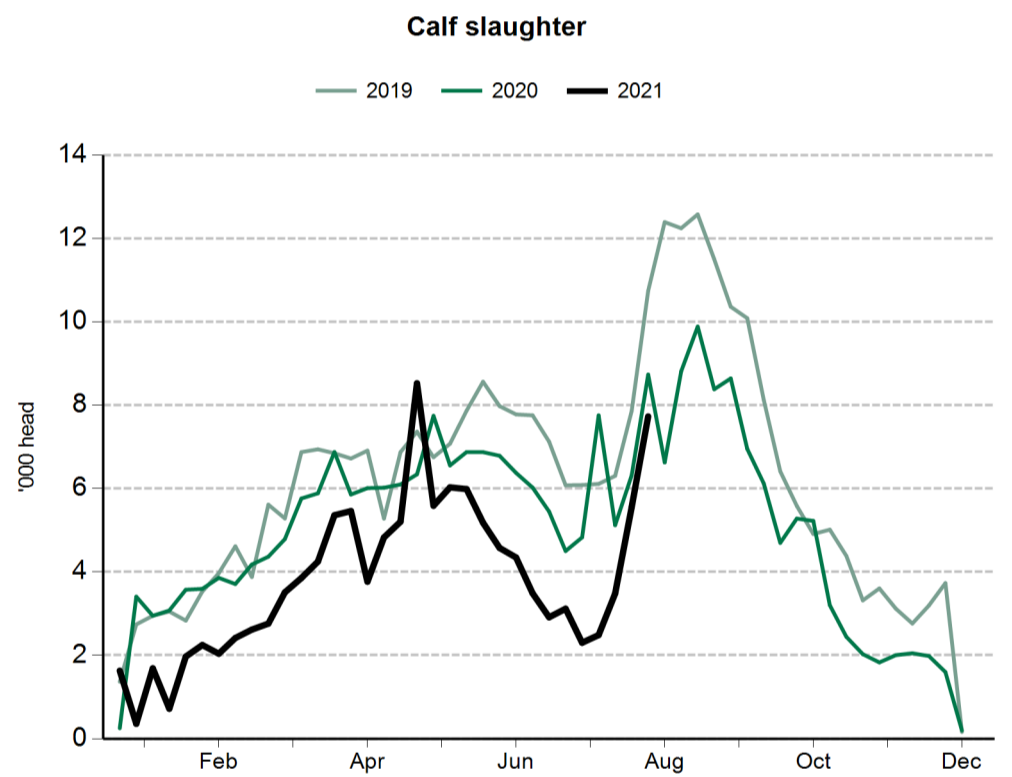
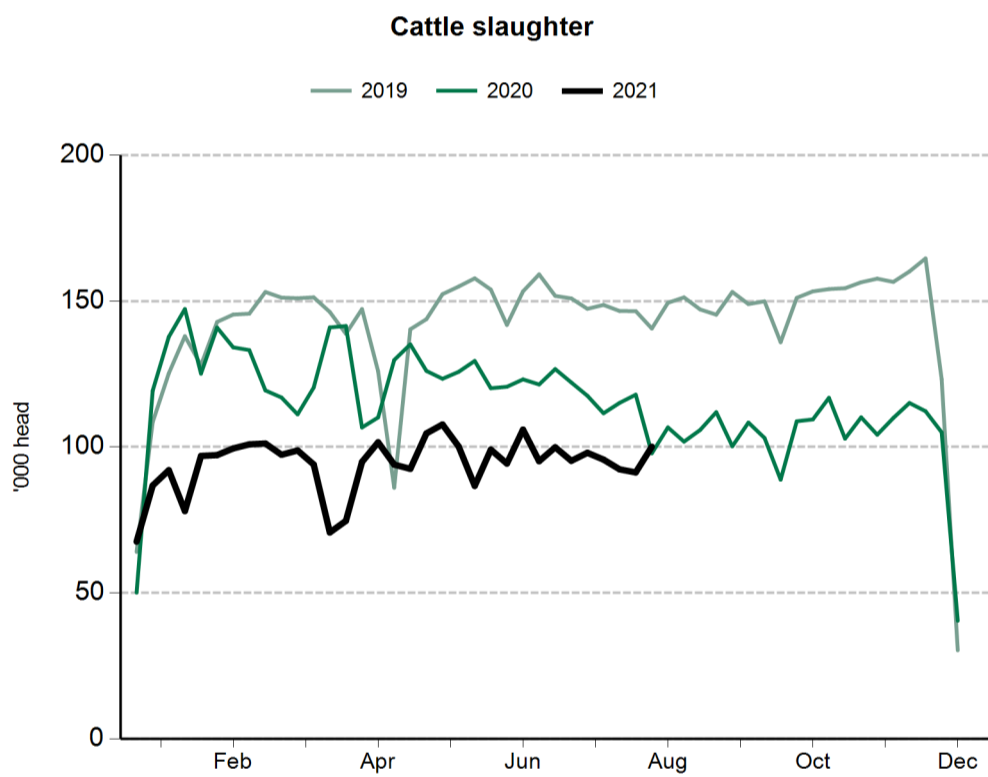
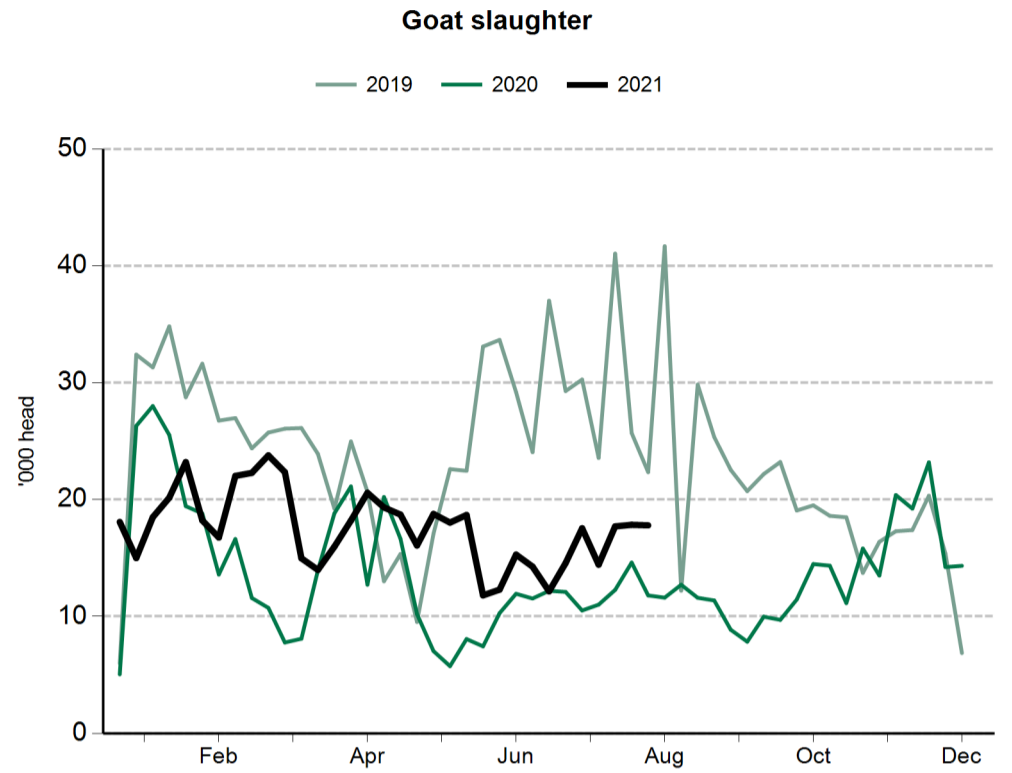
Sheep and lamb saleyard throughput		20 Aug 2021	13 Aug 2021	21 Aug 2020
NSW	Lambs	63,610	122,429	110,437
	Sheep	38,160	22,296	20,595
Victoria	Lambs	21,350	23,754	30,472
	Sheep	17,150	13,801	13,562
SA	Lambs	8,843	4,942	8,291
	Sheep	4,075	1,759	3,236
WA	Lambs	3,913	6,433	11,397
	Sheep	3,646	7,549	7,950
Tasmania	Lambs	1,075	521	950
	Sheep	625	378	220



Sheep and lamb slaughter		13 Aug 2021	21 Aug 2020
Queensland	Lambs	366	113
	Sheep	1,442	107
NSW	Lambs	100,117	113,732
	Sheep	16,199	34,719
Victoria	Lambs	161,040	131,117
	Sheep	39,800	23,576
SA	Lambs	52,175	44,390
	Sheep	2,294	9,053
Tasmania	Lambs	4,372	3,230
	Sheep	950	181



Goat slaughter		13 Aug 2021	21 Aug 2020
Queensland	Goats	6,105	7,675
NSW	Goats	1,673	1,553
Victoria	Goats	7,281	1,801
SA	Goats	2,734	577
Tasmania	Goats	nq	nq



#### Cattle prices

National saleyard indicators	Live weight	Muscle/Fat	Unit	24 Aug 2021	25 Aug 2020
Restocker Steer	200-280kg	C2	¢/kg lwt	601	439
Feeder Steer	330-400kg	C2	¢/kg lwt	527	392
Vealer Steer	280-330kg	C2	¢/kg lwt	602	405
			¢/kg cwt	1159	771
Trade Steer	330-400kg	C3	¢/kg lwt	518	397
			¢/kg cwt	951	747
Medium Steer	400-500kg	C3	¢/kg lwt	428	369
			¢/kg cwt	802	697
Heavy Steer	500-600kg	C4	¢/kg lwt	445	354
			¢/kg cwt	807	652
Medium Cow	400-520kg	D3	¢/kg lwt	330	262
			¢/kg cwt	665	543
Eastern Young Cattle Indicator (EYCI)			¢/kg cwt	1028.00	784

Eastern states OTH indicators	Carcase weight	Muscle	Unit	20 Aug 2021	28 Aug 2020
Trade steer	240-260kg	A-C	¢/kg cwt	682	599
Medium steer	260-280kg	A-C	¢/kg cwt	687	627
Heavy steer	300-400kg	A-C	¢/kg cwt	695	635
Medium cow	260-280kg	A-E	¢/kg cwt	601	512
MSA trade steer	240-260kg	A-C	¢/kg cwt	697	643

Feeder cattle indicators - paddock sales	Unit	21 Aug 2020
<b>Domestic</b>		
Steers 280-350kg	¢/kg lwt	404
Heifers 280-350kg	¢/kg lwt	368
<b>Export</b>		
Shortfed 100-120 DOF	¢/kg lwt	371
Mediumfed 120-220 DOF	¢/kg lwt	410
Longfed 220+ DOF	¢/kg lwt	330

State saleyard indicators				Queensland		NSW		Victoria		SA		Tasmania
Category	Live weight	Muscle/Fat	Unit	24 Aug 2021	25 Aug 2020	24 Aug 2021	25 Aug 2020	24 Aug 2021	25 Aug 2020	24 Aug 2021	25 Aug 2020	25 Aug 2020
Restocker Steer	200-280kg	C2	¢/kg lwt	601	436	591	455	nq	354	nq	nq	nq
Feeder Steer	330-400kg	C2	¢/kg lwt	519	382	538	409	514	384	494	nq	nq
Vealer Steer	280-330kg	C2	¢/kg lwt	nq	326	613	444	504	413	nq	nq	nq
			¢/kg cwt	nq	627	1181	847	948	762	nq	nq	nq
Trade Steer	330-400kg	C3	¢/kg lwt	nq	411	519	413	495	308	517	358	nq
			¢/kg cwt	nq	747	942	764	934	592	1026	710	nq
Medium Steer	400-500kg	C3	¢/kg lwt	411	330	460	382	485	362	502	321	nq
			¢/kg cwt	757	623	862	717	908	677	985	642	nq
Heavy Steer	500-600kg	C4	¢/kg lwt	417	326	455	367	442	372	nq	nq	nq
			¢/kg cwt	745	602	827	674	822	686	nq	nq	nq
Medium Cow	400-520kg	D3	¢/kg lwt	320	259	369	280	371	269	nq	nq	251
			¢/kg cwt	648	541	753	582	760	555	nq	nq	522

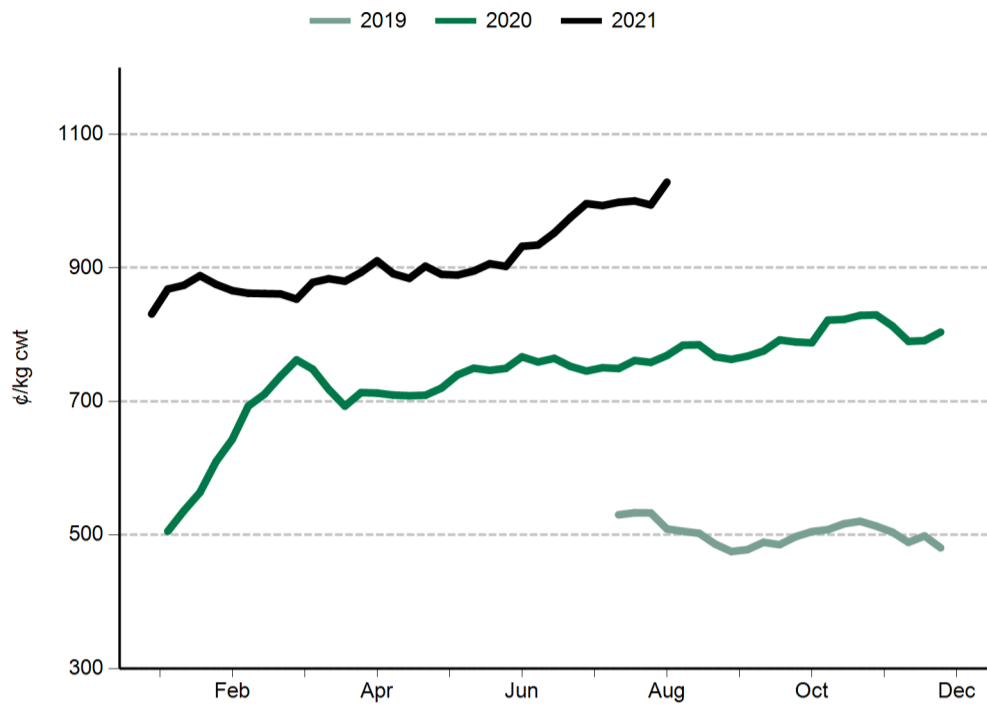
State over-the-hooks indicators				Queensland		NSW		Victoria		SA		Tasmania	
Category	Carcase weight	Muscle	Unit	20 Aug 2021	28 Aug 2020	20 Aug 2021	28 Aug 2020	20 Aug 2021	28 Aug 2020	20 Aug 2021	28 Aug 2020	20 Aug 2021	28 Aug 2020
Trade steer	240-260kg	A-C	¢/kg cwt	685	623	688	591	751	675	nq	nq	606	507
Medium steer	260-280kg	A-C	¢/kg cwt	678	621	690	585	742	674	nq	nq	640	nq
Heavy steer	300-400kg	A-C	¢/kg cwt	689	632	703	595	748	678	nq	nq	640	nq
Medium cow	260-280kg	A-E	¢/kg cwt	609	541	606	515	582	499	640	538	570	467
MSA trade steer	240-260kg	A-C	¢/kg cwt	690	649	756	637	nq	nq	645	nq	nq	nq

WA saleyard indicators	Unit	24 Aug 2021	25 Aug 2020
WYCI	¢/kg cwt	969	752
Medium Steer	¢/kg lwt	356	nq
Medium Cow	¢/kg lwt	302	266

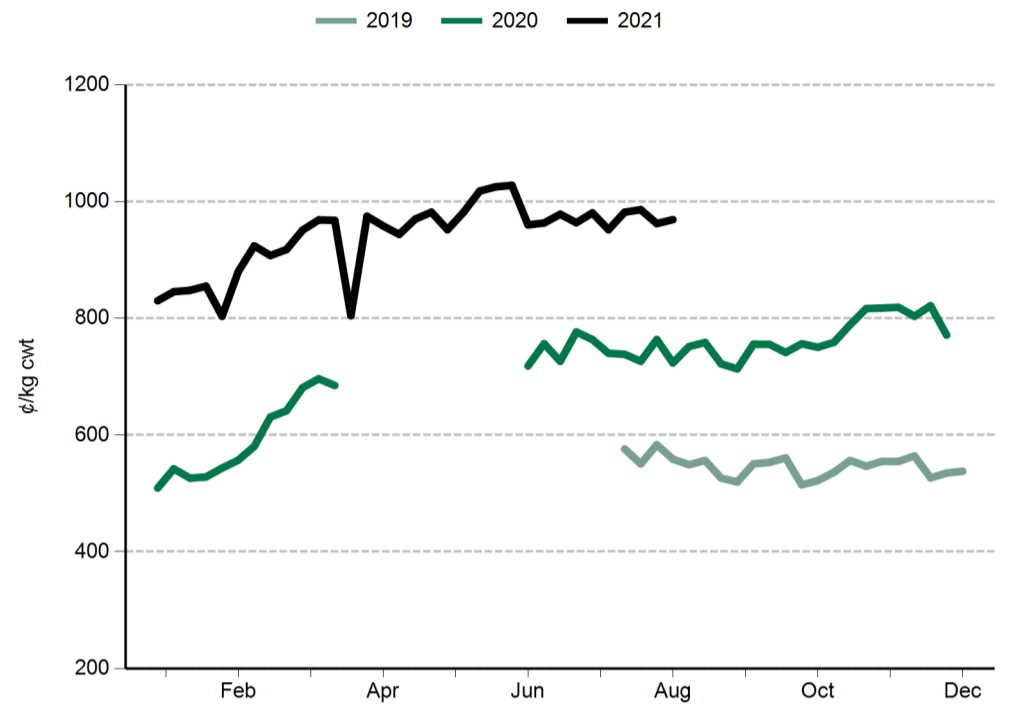
WA over-the-hooks indicators	Unit	28 Aug 2020
Grassfed yearling	¢/kg cwt	565
Grainfed yearling	¢/kg cwt	565
MSA yearling	¢/kg cwt	590

Live Export Price Quotes			Unit	13 Aug 2021	21 Aug 2020
Light Steer	260 - 360 kg	Townsville	¢/kg lwt	nq	340
	260 - 360 kg	Darwin	¢/kg lwt	nq	355
Light Heifer	260 - 360 kg	Townsville	¢/kg lwt	nq	305
	260 - 360 kg	Darwin	¢/kg lwt	nq	320

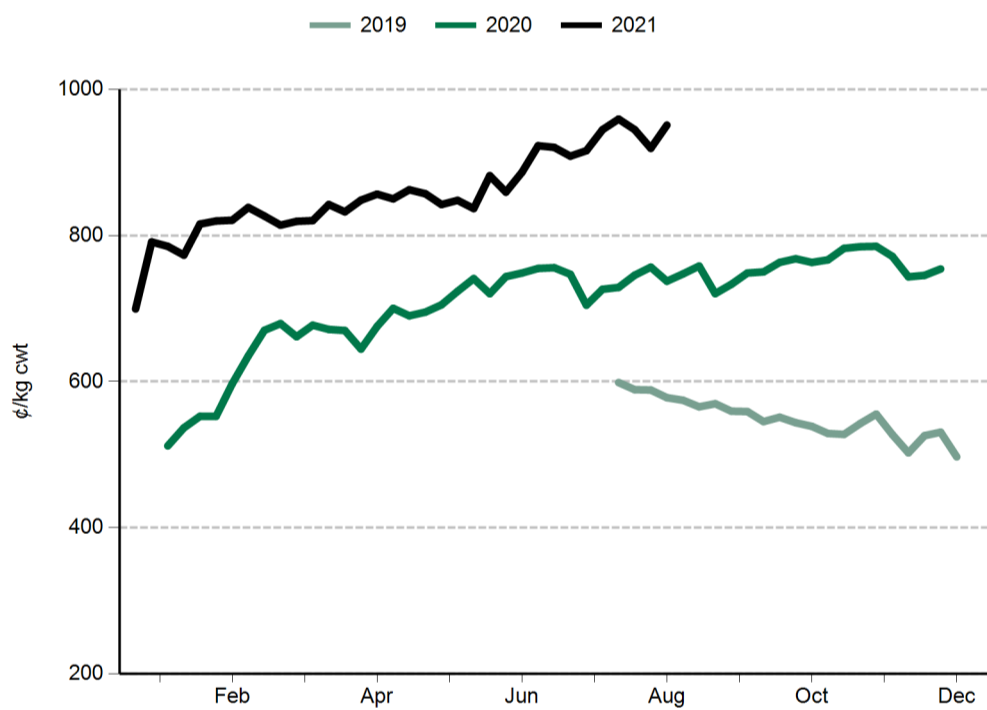
**Eastern Young Cattle Indicator (EYCI)**



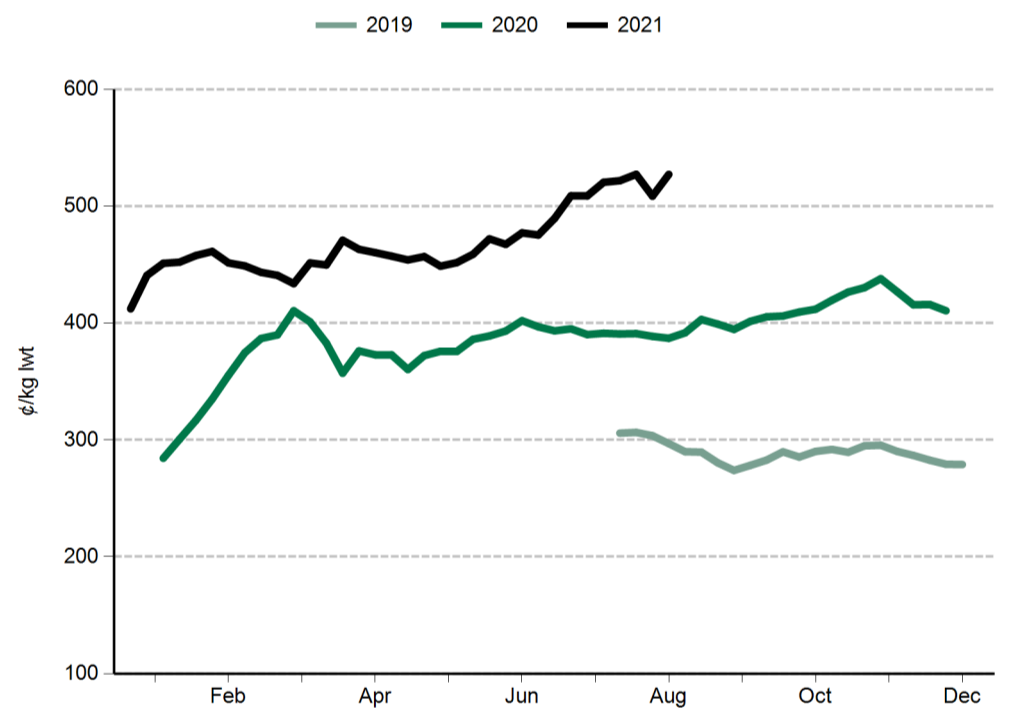
**Western Young Cattle Indicator (WYCI)**



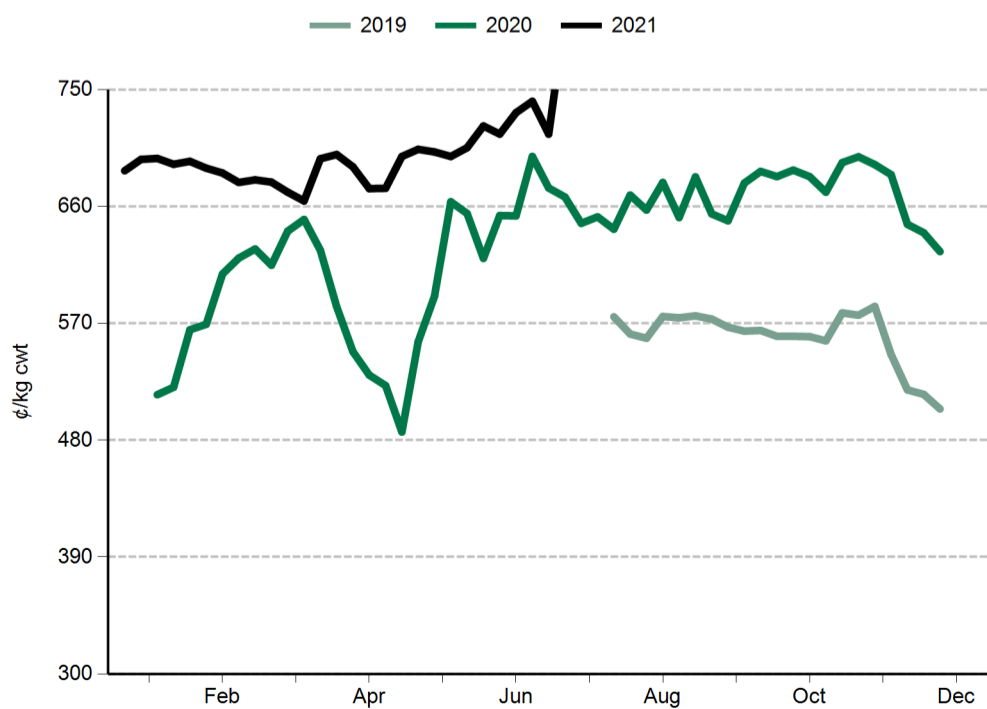
**Trade steer**



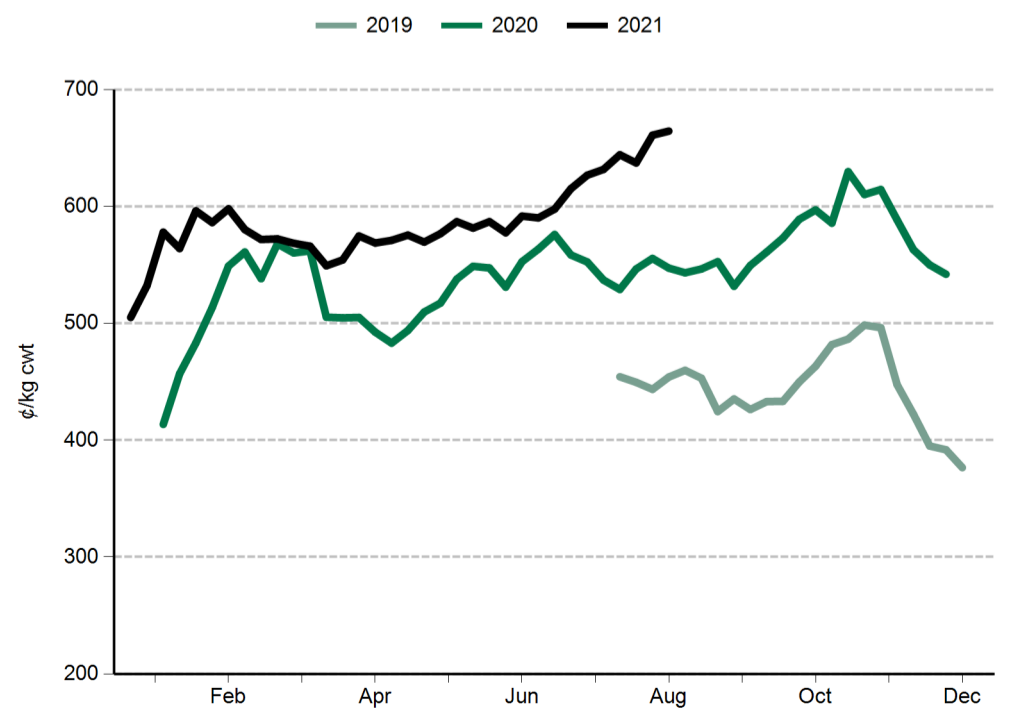
**Feeder steer**



**Heavy steer**



**Medium cow**



#### Sheep and lamb prices

Eastern States Trade Lamb Indicator (¢/kg cwt)	24 Aug 2021	25 Aug 2020
ESTLI	952	641

National saleyard sheep and lamb indicators (¢/kg cwt)		24 Aug 2021	25 Aug 2020
Merino lamb	16-22kg	814	609
Restocker/feeder lamb	0-18kg	975	651
Light lamb	12-18kg	863	654
Trade lamb	18-22kg	940	641
Heavy lamb	22+kg	976	604
Mutton	18-24kg	682	523

National OTH sheep and lamb indicators (¢/kg cwt)		20 Aug 2021	28 Aug 2020
Medium trade lamb	18-20kg	824	698
Heavy trade lamb	20-22kg	824	688
Heavy lamb	22-24kg	823	689
Mutton	18-24kg	656	536

State saleyard sheep and lamb indicators (¢/kg cwt)		Victoria		NSW		SA		WA		Tasmania	
		24 Aug 2021	25 Aug 2020	24 Aug 2021	25 Aug 2020	24 Aug 2021	25 Aug 2020	24 Aug 2021	25 Aug 2020	24 Aug 2021	25 Aug 2020
Merino lamb	16-22kg	827	582	829	613	846	595	703	667	nq	nq
Restocker/feeder lamb	0-18kg	937	683	995	710	1116	642	684	605	824	nq
Light lamb	12-18kg	867	635	890	692	858	685	701	624	nq	684
Trade lamb	18-22kg	936	635	961	637	881	668	737	645	815	654
Heavy lamb	22+kg	994	607	986	602	857	664	755	571	886	549
Mutton	18-24kg	710	545	677	549	706	464	598	484	672	508

Over-the-hooks sheep and lamb indicators (¢/kg cwt)		Victoria		NSW		SA		WA		Tasmania	
		20 Aug 2021	28 Aug 2020	20 Aug 2021	28 Aug 2020	20 Aug 2021	28 Aug 2020	20 Aug 2021	28 Aug 2020	20 Aug 2021	28 Aug 2020
Medium trade lamb	18-20kg	826	670	803	700	860	657	808	765	nq	nq
Heavy trade lamb	20-22kg	826	655	803	700	860	630	808	765	nq	nq
Heavy lamb	22-24kg	820	660	803	700	860	630	808	765	nq	nq
Mutton	18-24kg	666	495	672	575	640	560	647	513	nq	nq

Live export price quotes (A\$/head)		17 Aug 2021	25 Aug 2020
Live wether	Muchea	nq	nq

#### Glossary:

**cwt** – carcase weight

**lwt** – live weight

**OTH** – over-the-hooks. Refers to the marketing of cattle/sheep/lambs directly from the farm to an abattoir where a producer is paid for the value of the carcase based on a sliding grid.

**CIF** – Cost, insurance, freight. The quoted price for the goods including freight and insurance costs delivered to final destination.

**C&F** – Cost and freight. Refers to the quoted price for the goods, including freight to the delivery point, but not insurance.

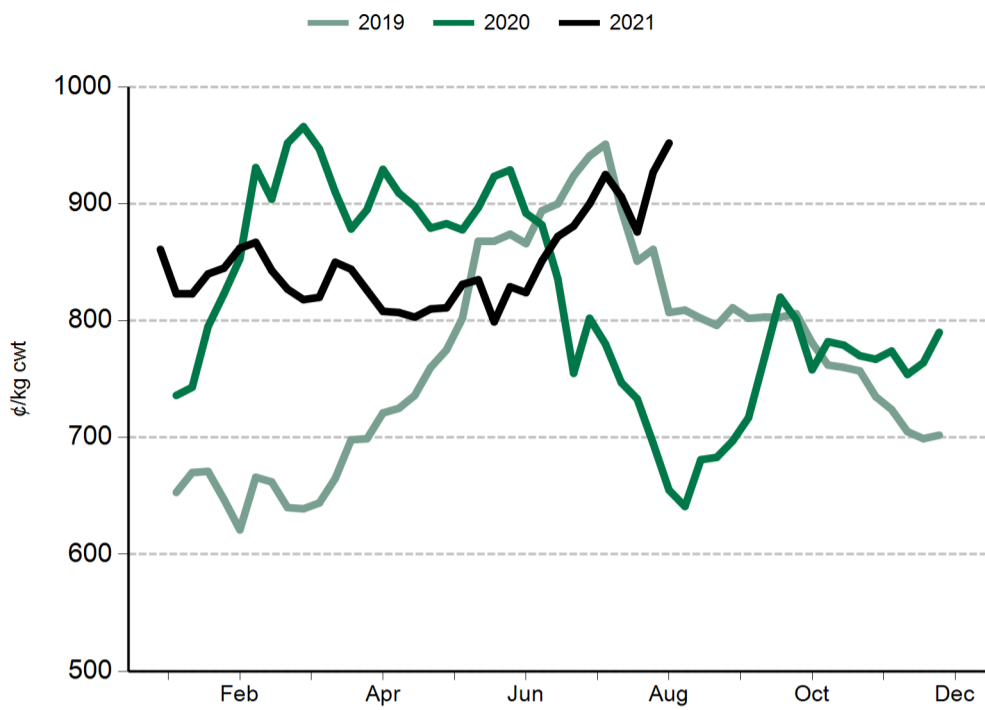
**FAS** – Free alongside ship. Refers to export price quotes where the seller is obliged to pay warehouse services, packing, inland freight and port charges, but not placement of goods onto the ship. The buyer is obliged to pay overseas freight, charges in foreign port, customs duties, quarantine and delivery to final destination. (See also 'FOB').

**EYCI** – Eastern Young Cattle Indicator. A seven day rolling average from 24 saleyards across NSW, Victoria and Queensland. It includes vealer and yearling heifers and steers, grade score C2 or C3, with live weight from 200kg.

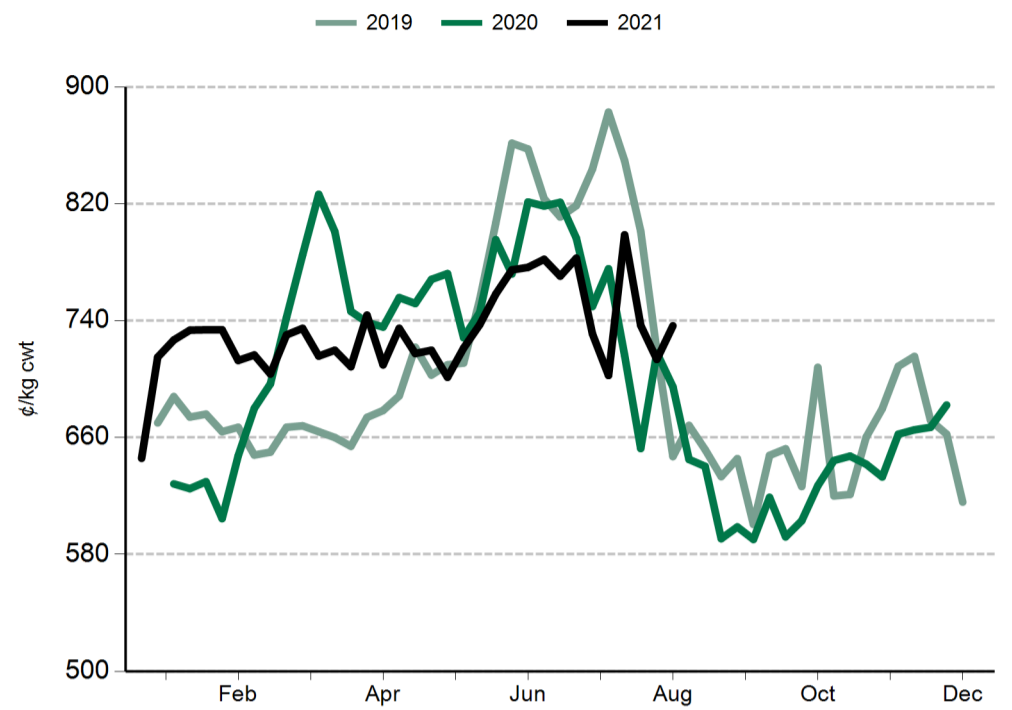
**WYCI** – Western Young Cattle Indicator. A benchmark of the value of young cattle in WA saleyards. It includes vealer and yearling heifers and steers, grade score C2 or C3, 180kg+ live weight.

**All data is collected by MLA's NLRS, unless specified otherwise.**

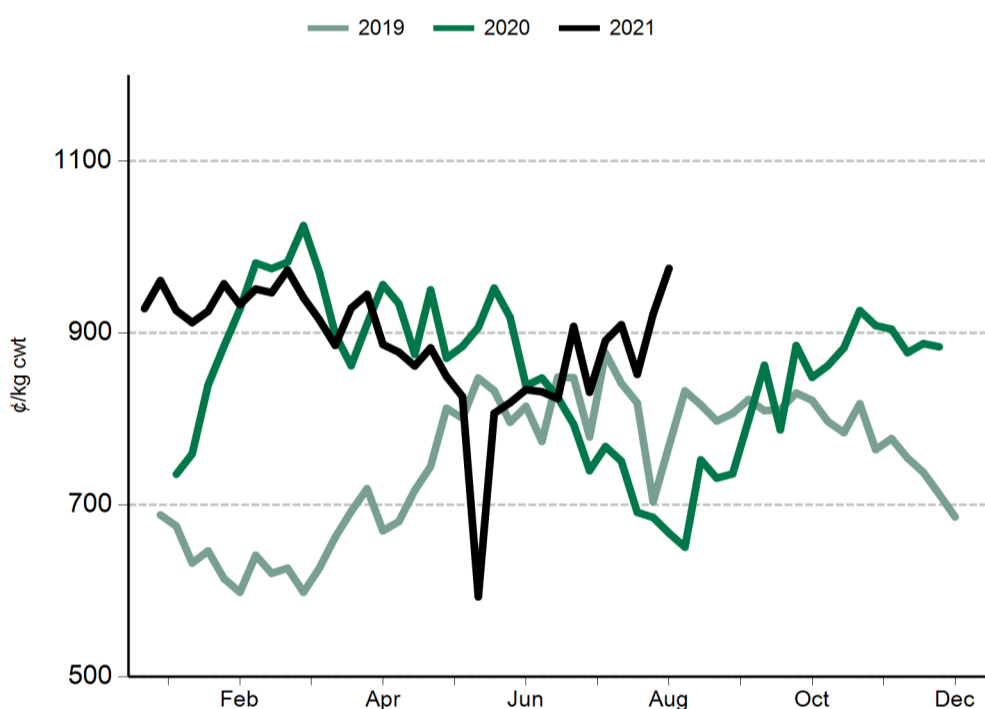
**Eastern States Trade Lamb Indicator (ESTLI)**



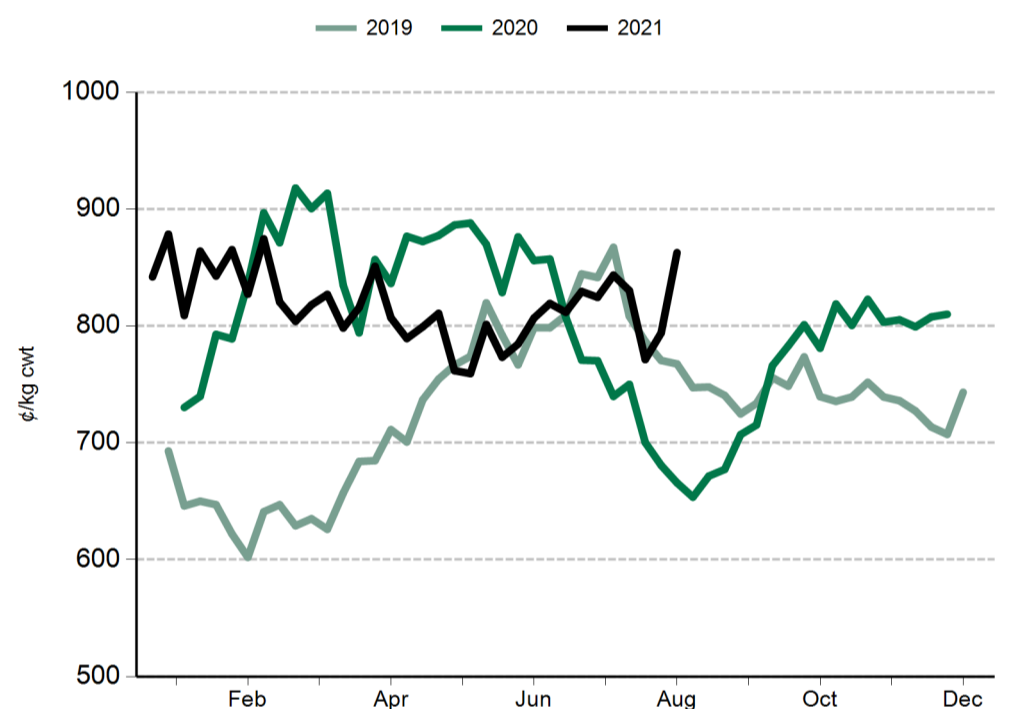
**Western Trade Lamb Indicator (WTLI)**



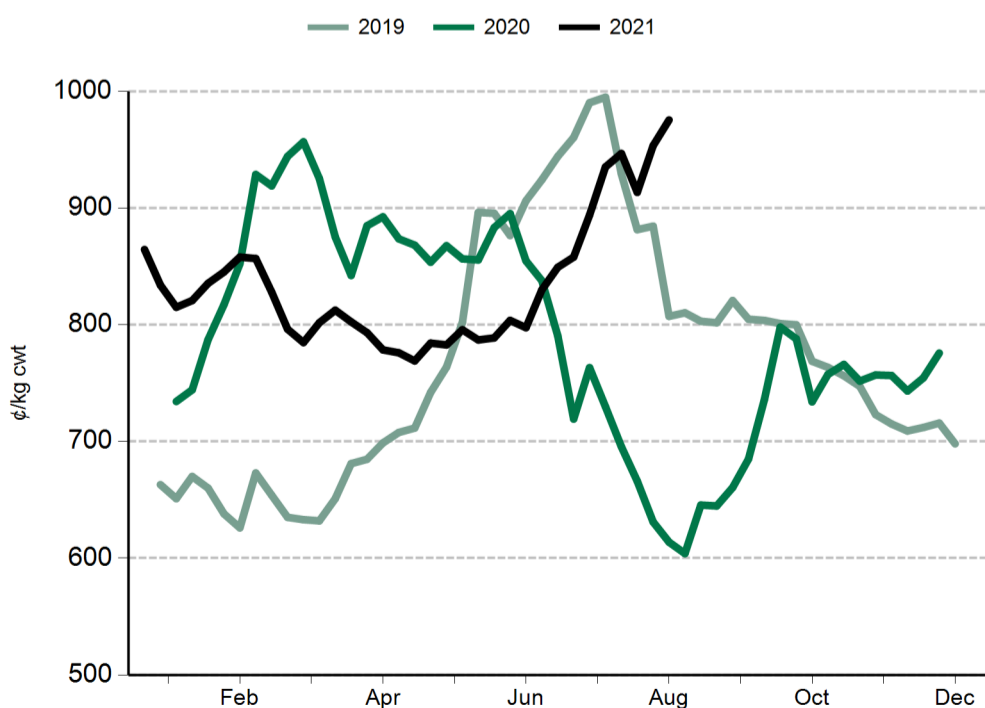
**Restocker lamb**



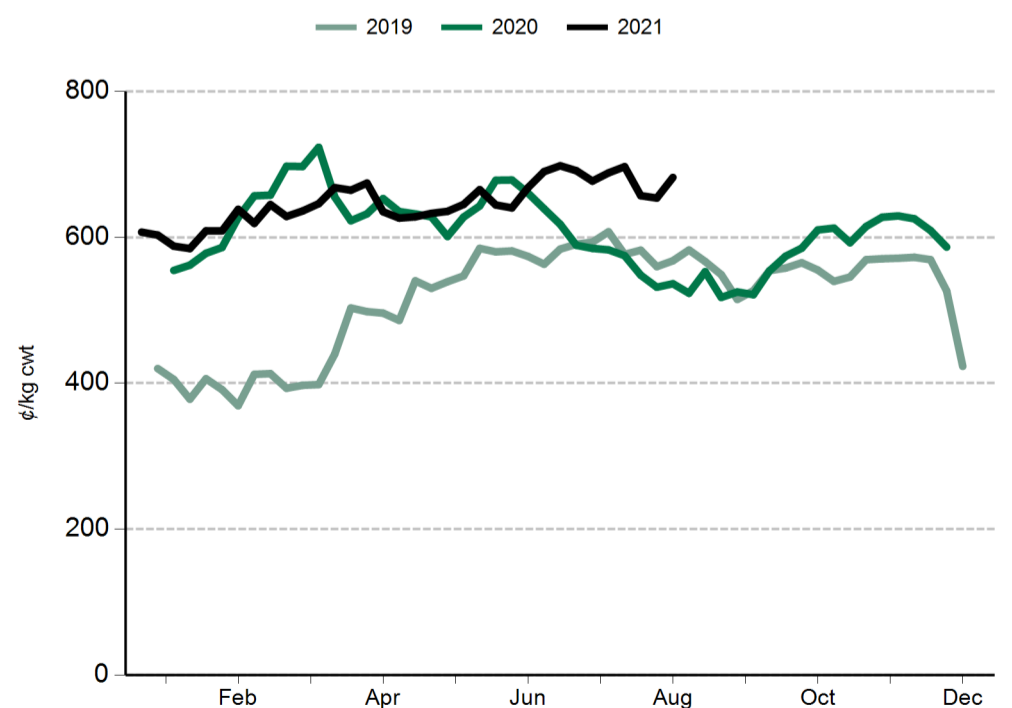
**Light lamb**



**Heavy lamb**



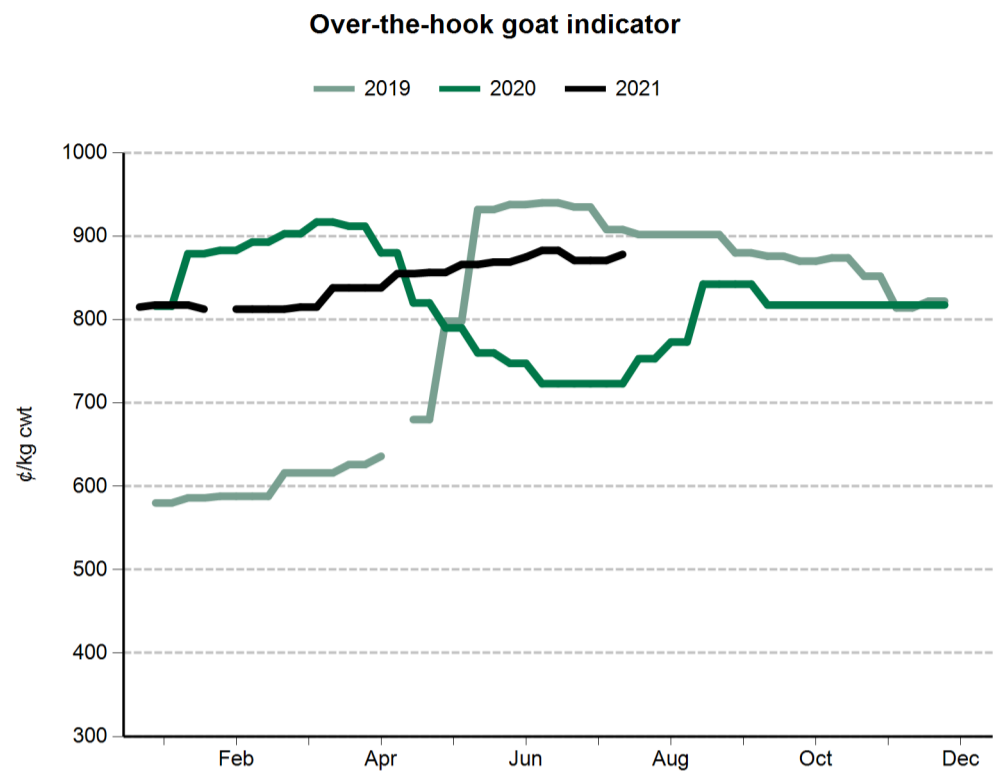
**Mutton**



#### General statistics

Over-the-hooks goat indicators (A¢/kg cwt)	13 Aug 2021	28 Aug 2020
8.1-10kg	885	773
10.1-12kg	879	773
12.1-16kg	879	773
16.1-20kg	897	773
20.1kg+	873	773

Skin indicators - Lambs		21 Aug 2020
2" +	16.1 - 20kg	100
	20.1 - 24kg	188
	24.1kg +	288
1" - 2"	16.1 - 20kg	200
	20.1 - 24kg	50
	24.1kg +	163
0.5" - 1"	16.1 - 20kg	nq
	20.1 - 24kg	nq
	24.1kg +	125
New Season	16.1 - 20kg	nq
	20.1 - 24kg	231
	24.1kg +	313
Skin indicators - Merino sheep (average 25 micron)		
1.5" - 2"	16.1 - 20kg	500
	20.1 - 24kg	725
	24.1kg +	825



Grain prices - Darling Downs (A\$/tonne)	13 Aug 2021	21 Aug 2020
Wheat	345	nq
Barley	296	270
Sorghum	290	315
Grain prices - Riverina (A\$/tonne)		
Wheat	330	nq
Barley	nq	225

Source: Profarmer Australia

PLEASE NOTE

MLA no longer reports on fodder prices, tallow prices or the EMI on a weekly basis.

These can be accessed separately through these links:

- [Fodder prices \(Dairy Australia\)](#)
- [Tallow prices \(MLA monthly co-product report\)](#)
- [EMI \(AWEX\)](#)

US imported beef prices (CIF)		13 Aug 2021	21 Aug 2020
Bull 95CL	US¢/lb	289.5	243.5
	A¢/kg	883.5	745.7
Cow 90CL	US¢/lb	270.5	217.5
	A¢/kg	825.5	666.1
CC/CF 85CL	US¢/lb	247.0	200.0
	A¢/kg	753.8	612.5
Shank 90CL	US¢/lb	274.0	219.5
	A¢/kg	836.2	672.2
Trim 85CL	US¢/lb	246.5	199.0
	A¢/kg	752.3	609.4
Trim 80CL	US¢/lb	229.0	190.5
	A¢/kg	698.9	583.4
Trim 75CL	US¢/lb	175.0	180.0
	A¢/kg	534.1	551.2
Trim 65CL	US¢/lb	nq	nq
	A¢/kg	nq	nq
Outside flats	US¢/lb	nq	nq
	A¢/kg	nq	nq
Knuckles	US¢/lb	300.0	262.5
	A¢/kg	915.6	803.9
Inside cap off	US¢/lb	372.5	315.0
	A¢/kg	1136.8	964.6

Source: Steiner Consulting Group

