

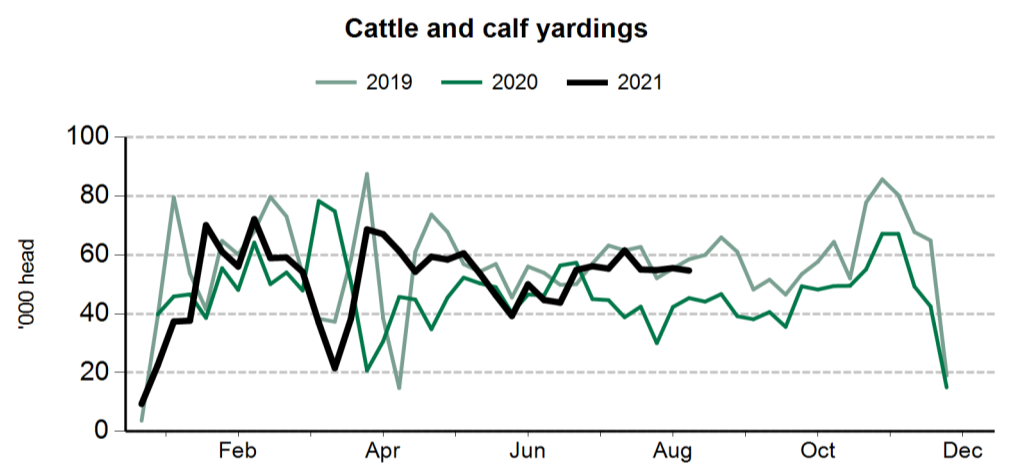
The following weekly statistical summary includes the following information:

- **Livestock movements**.....pages 1-2
 - Cattle yardings
 - Sheep yardings
 - Cattle slaughter
 - Sheep, lamb and goat slaughter
- **Cattle price indicators**.....pages 3-4
 - Saleyard indicators
 - Over-the-hook indicators
 - Live export indicators
- **Sheep and lamb indicators**.....pages 5-6
 - Saleyard indicators
 - Over-the-hook indicators
 - Live export indicators
- **General statistics**.....page 7
 - Over-the-hook goat indicators
 - Skin price indicators
 - Weekly US imported beef indicators

Cattle movements

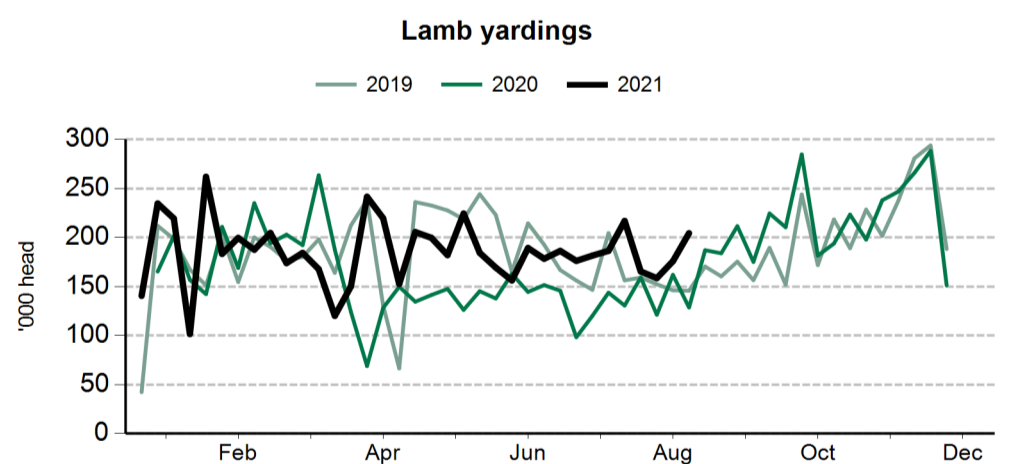
Cattle saleyard throughput		3 Sep 2021	27 Aug 2021	4 Sep 2020
Queensland	Cattle	5,492	18,993	17,522
NSW	Cattle	5,944	10,200	16,519
Victoria	Cattle	3,510	6,420	6,155
SA	Cattle	918	1,407	1,687
WA	Cattle	2,040	2,011	2,132
Tasmania	Cattle	40	38	110

Cattle slaughter		27 Aug 2021	4 Sep 2020
Queensland	Cattle	54,291	51,546
	Calves	81	100
NSW	Cattle	27,820	28,316
	Calves	33	1,504
Victoria	Cattle	11,049	18,183
	Calves	2,942	3,931
SA	Cattle	3,055	4,018
	Calves	22	9
Tasmania	Cattle	1,800	3,731
	Calves	3,328	4,342

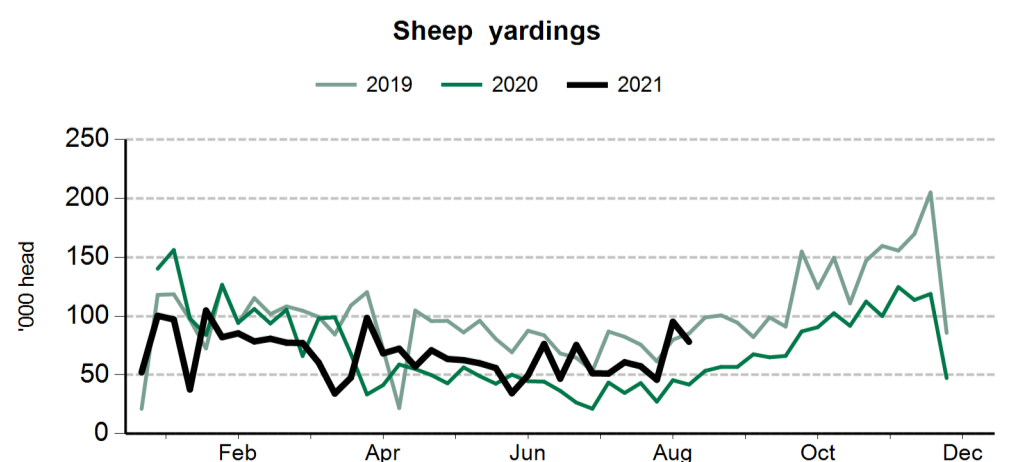


Smallstock movements

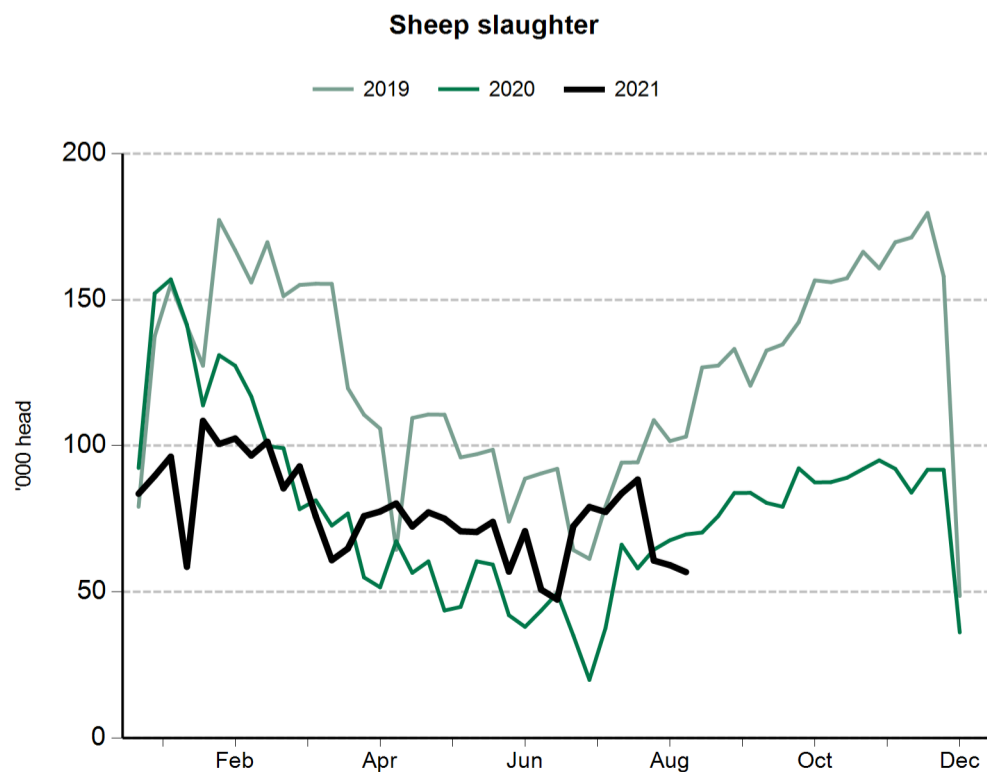
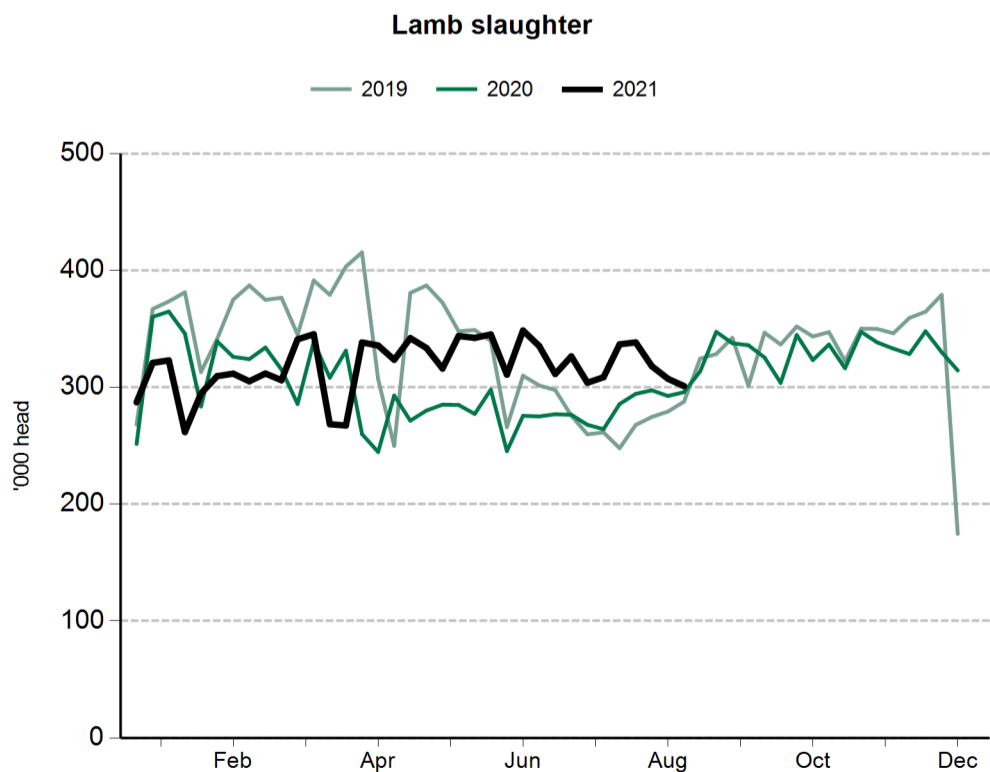
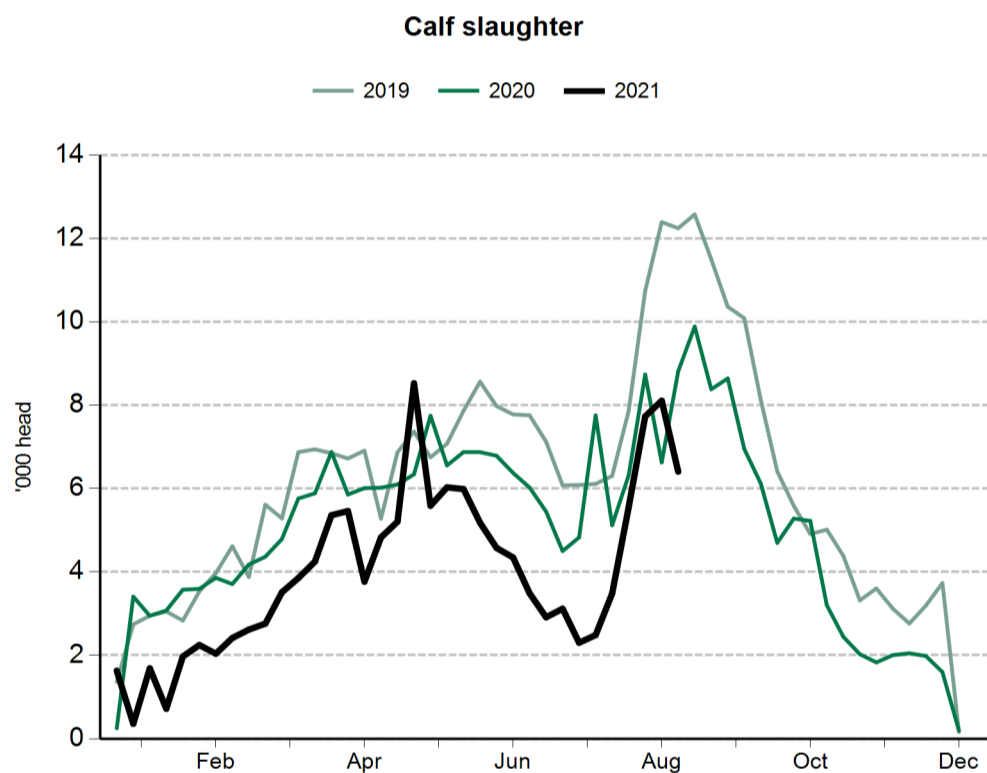
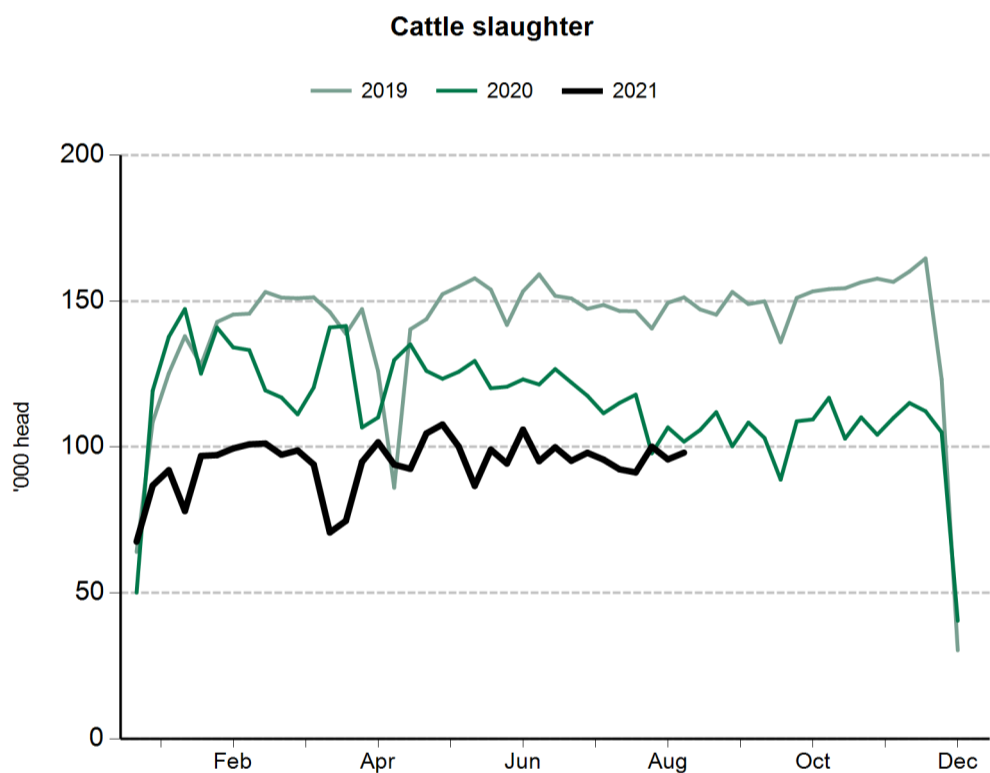
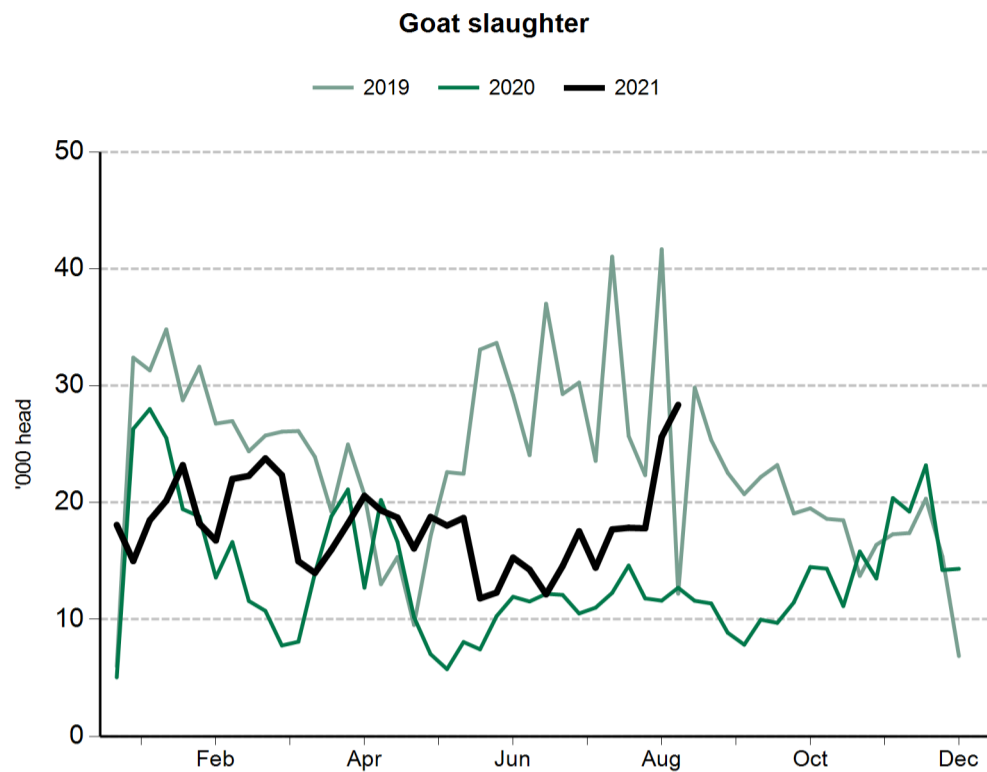
Sheep and lamb saleyard throughput		3 Sep 2021	27 Aug 2021	4 Sep 2020
NSW	Lambs	36,020	144,756	139,575
	Sheep	9,860	40,914	25,349
Victoria	Lambs	18,937	38,691	30,424
	Sheep	12,056	20,695	13,835
SA	Lambs	15,194	12,484	7,265
	Sheep	4,862	6,867	3,228
WA	Lambs	3,186	6,582	7,778
	Sheep	2,553	9,048	10,500
Tasmania	Lambs	1,540	937	1,010
	Sheep	450	492	405



Sheep and lamb slaughter		27 Aug 2021	4 Sep 2020
Queensland	Lambs	450	579
	Sheep	386	363
NSW	Lambs	96,411	114,311
	Sheep	20,440	37,698
Victoria	Lambs	152,791	143,989
	Sheep	28,035	24,735
SA	Lambs	46,142	49,561
	Sheep	6,897	7,464
Tasmania	Lambs	5,245	5,169
	Sheep	990	22



Goat slaughter		27 Aug 2021	4 Sep 2020
Queensland	Goats	11,677	4,522
NSW	Goats	2,187	2,226
Victoria	Goats	11,817	3,478
SA	Goats	2,681	1,365
Tasmania	Goats	nq	nq



Cattle prices

National saleyard indicators	Live weight	Muscle/Fat	Unit	7 Sep 2021	8 Sep 2020
Restocker Steer	200-280kg	C2	¢/kg lwt	613	441
Feeder Steer	330-400kg	C2	¢/kg lwt	520	399
Vealer Steer	280-330kg	C2	¢/kg lwt	624	412
			¢/kg cwt	1170	798
Trade Steer	330-400kg	C3	¢/kg lwt	515	384
			¢/kg cwt	954	720
Medium Steer	400-500kg	C3	¢/kg lwt	448	362
			¢/kg cwt	844	683
Heavy Steer	500-600kg	C4	¢/kg lwt	429	357
			¢/kg cwt	783	654
Medium Cow	400-520kg	D3	¢/kg lwt	341	267
			¢/kg cwt	695	553
Eastern Young Cattle Indicator (EYCI)			¢/kg cwt	1018.00	766.5

Eastern states OTH indicators	Carcase weight	Muscle	Unit	3 Sep 2021	11 Sep 2020
Trade steer	240-260kg	A-C	¢/kg cwt	691	587
Medium steer	260-280kg	A-C	¢/kg cwt	694	607
Heavy steer	300-400kg	A-C	¢/kg cwt	702	616
Medium cow	260-280kg	A-E	¢/kg cwt	624	512
MSA trade steer	240-260kg	A-C	¢/kg cwt	701	633

Feeder cattle indicators - paddock sales	Unit	4 Sep 2020
Domestic		
Steers 280-350kg	¢/kg lwt	409
Heifers 280-350kg	¢/kg lwt	370
Export		
Shortfed 100-120 DOF	¢/kg lwt	374
Mediumfed 120-220 DOF	¢/kg lwt	415
Longfed 220+ DOF	¢/kg lwt	330

State saleyard indicators				Queensland		NSW		Victoria		SA		Tasmania	
Category	Live weight	Muscle/Fat	Unit	7 Sep 2021	8 Sep 2020	7 Sep 2021	8 Sep 2020	7 Sep 2021	8 Sep 2020	7 Sep 2021	8 Sep 2020	7 Sep 2021	8 Sep 2020
Restocker Steer	200-280kg	C2	¢/kg lwt	612	440	622	446	nq	nq	592	nq	nq	nq
Feeder Steer	330-400kg	C2	¢/kg lwt	507	396	534	403	524	382	513	nq	nq	nq
Vealer Steer	280-330kg	C2	¢/kg lwt	nq	334	634	441	524	419	nq	400	nq	nq
			¢/kg cwt	nq	643	1186	847	964	773	nq	755	nq	nq
Trade Steer	330-400kg	C3	¢/kg lwt	nq	330	535	407	490	398	417	382	nq	nq
			¢/kg cwt	nq	619	973	751	942	749	801	743	nq	nq
Medium Steer	400-500kg	C3	¢/kg lwt	447	350	459	367	476	366	454	361	nq	nq
			¢/kg cwt	839	656	854	687	908	691	902	706	nq	nq
Heavy Steer	500-600kg	C4	¢/kg lwt	408	330	448	359	492	359	nq	nq	nq	nq
			¢/kg cwt	742	602	815	657	916	670	nq	nq	nq	nq
Medium Cow	400-520kg	D3	¢/kg lwt	338	259	358	285	380	288	nq	nq	280	258
			¢/kg cwt	690	534	761	595	741	596	nq	nq	583	554

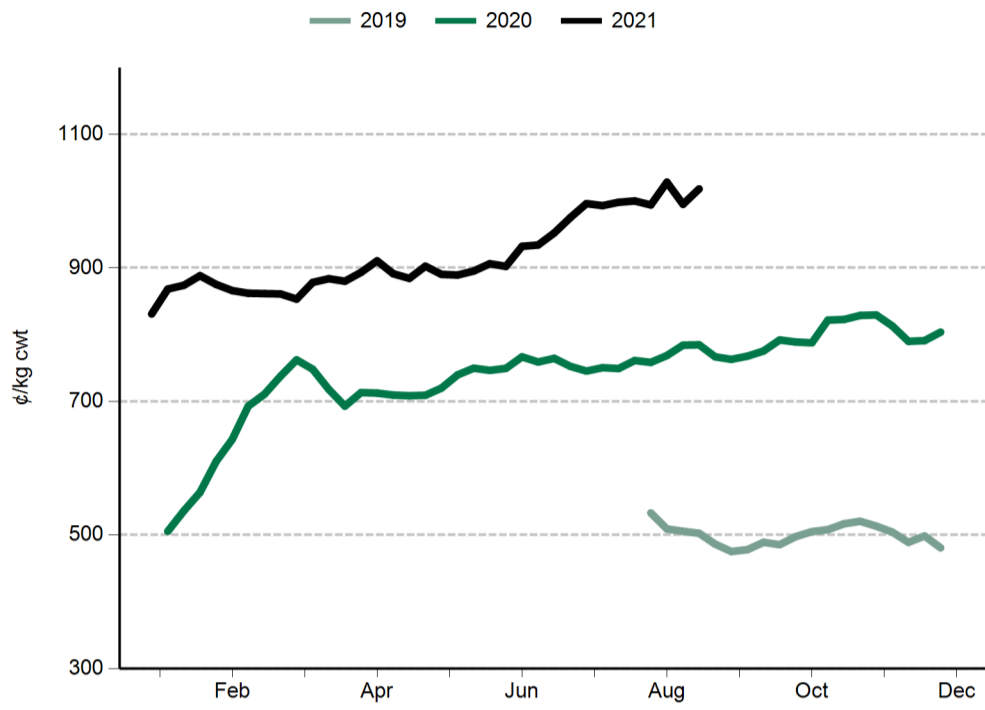
State over-the-hooks indicators				Queensland		NSW		Victoria		SA		Tasmania	
Category	Carcase weight	Muscle	Unit	3 Sep 2021	11 Sep 2020	3 Sep 2021	11 Sep 2020	3 Sep 2021	11 Sep 2020	3 Sep 2021	11 Sep 2020	3 Sep 2021	11 Sep 2020
Trade steer	240-260kg	A-C	¢/kg cwt	696	597	688	589	754	639	nq	nq	625	522
Medium steer	260-280kg	A-C	¢/kg cwt	689	599	693	586	745	637	nq	nq	650	nq
Heavy steer	300-400kg	A-C	¢/kg cwt	700	609	706	596	751	643	nq	nq	650	nq
Medium cow	260-280kg	A-E	¢/kg cwt	630	520	611	517	605	511	683	533	590	482
MSA trade steer	240-260kg	A-C	¢/kg cwt	698	623	759	642	nq	nq	645	nq	nq	nq

WA saleyard indicators	Unit	7 Sep 2021	8 Sep 2020
WYCI	¢/kg cwt	1001	722
Medium Steer	¢/kg lwt	402	300
Medium Cow	¢/kg lwt	325	263

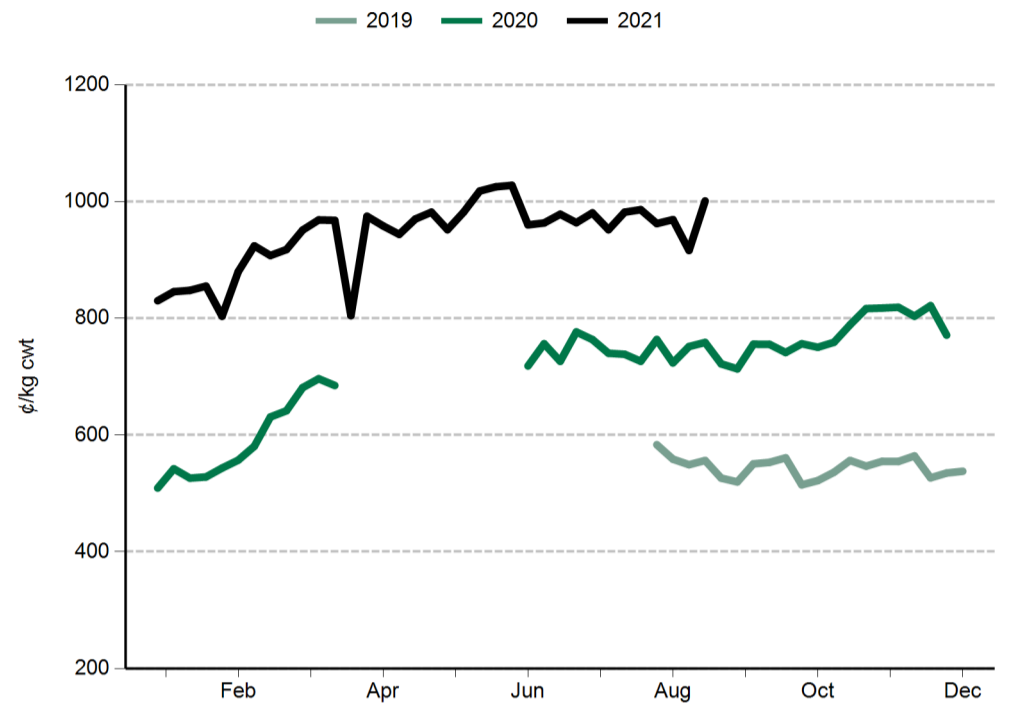
WA over-the-hooks indicators	Unit	11 Sep 2020
Grassfed yearling	¢/kg cwt	565
Grainfed yearling	¢/kg cwt	565
MSA yearling	¢/kg cwt	590

Live Export Price Quotes			Unit	27 Aug 2021	4 Sep 2020
Light Steer	260 - 360 kg	Townsville	¢/kg lwt	nq	340
	260 - 360 kg	Darwin	¢/kg lwt	nq	355
Light Heifer	260 - 360 kg	Townsville	¢/kg lwt	nq	305
	260 - 360 kg	Darwin	¢/kg lwt	nq	320

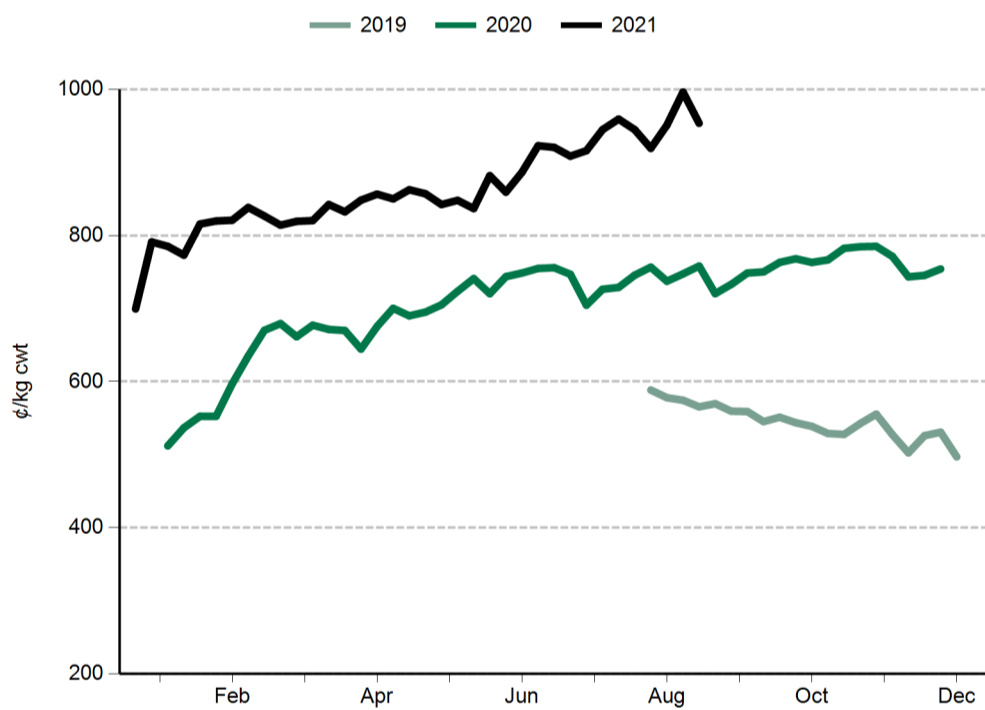
Eastern Young Cattle Indicator (EYCI)



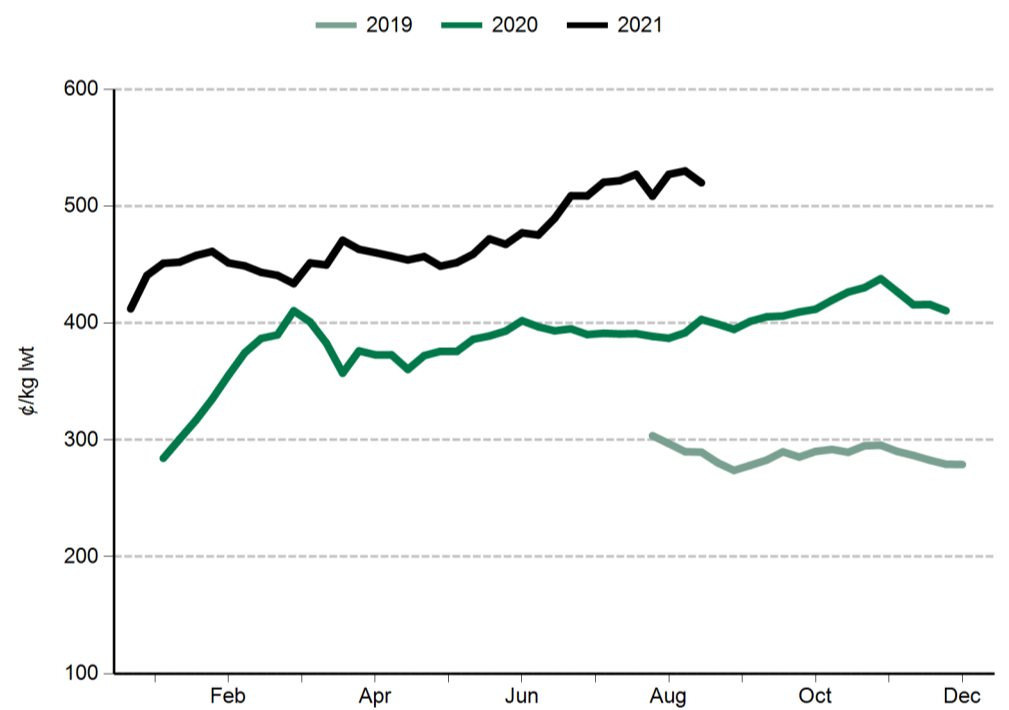
Western Young Cattle Indicator (WYCI)



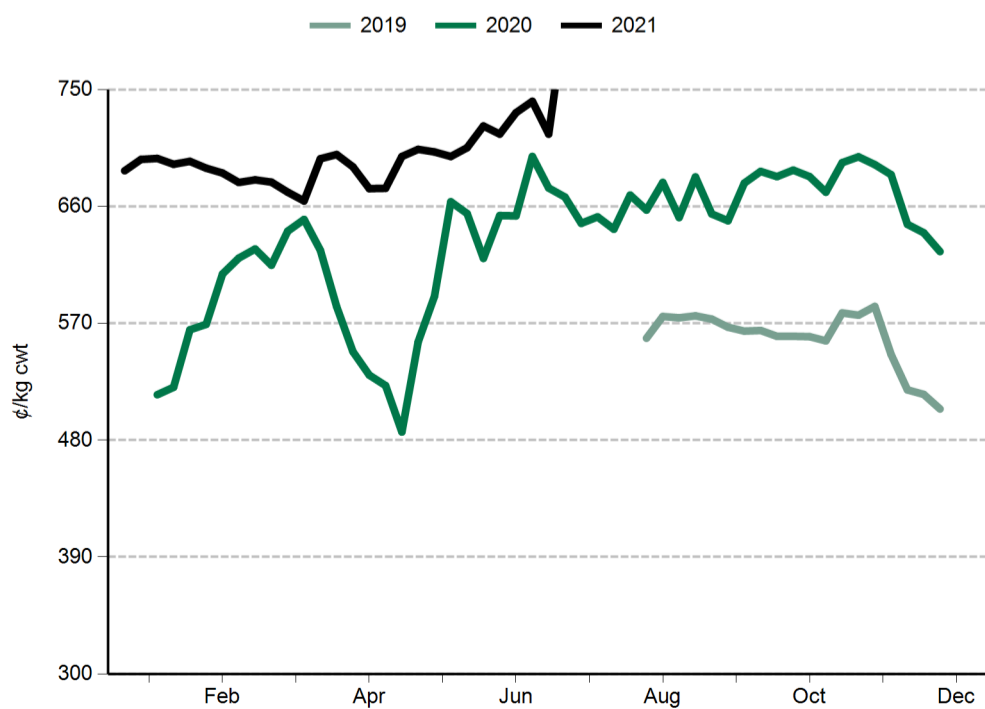
Trade steer



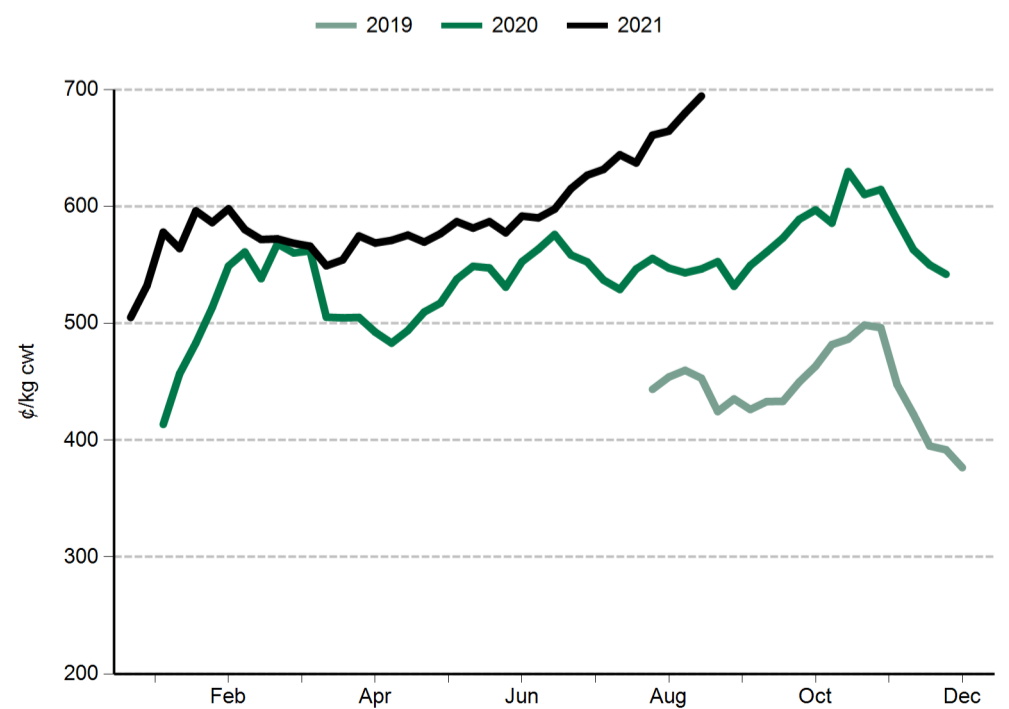
Feeder steer



Heavy steer



Medium cow



Sheep and lamb prices

Eastern States Trade Lamb Indicator (¢/kg cwt)	7 Sep 2021	8 Sep 2020
ESTLI	926	683

National saleyard sheep and lamb indicators (¢/kg cwt)		7 Sep 2021	8 Sep 2020
Merino lamb	16-22kg	815	639
Restocker/feeder lamb	0-18kg	998	731
Light lamb	12-18kg	865	677
Trade lamb	18-22kg	921	676
Heavy lamb	22+kg	945	645
Mutton	18-24kg	643	518

National OTH sheep and lamb indicators (¢/kg cwt)		3 Sep 2021	11 Sep 2020
Medium trade lamb	18-20kg	837	656
Heavy trade lamb	20-22kg	837	646
Heavy lamb	22-24kg	834	649
Mutton	18-24kg	642	528

State saleyard sheep and lamb indicators (¢/kg cwt)		Victoria		NSW		SA		WA		Tasmania	
		7 Sep 2021	8 Sep 2020	7 Sep 2021	8 Sep 2020	7 Sep 2021	8 Sep 2020	7 Sep 2021	8 Sep 2020	7 Sep 2021	8 Sep 2020
Merino lamb	16-22kg	790	619	811	642	917	673	719	609	nq	nq
Restocker/feeder lamb	0-18kg	964	709	1021	812	877	nq	657	502	1026	797
Light lamb	12-18kg	823	666	865	723	956	698	722	588	815	745
Trade lamb	18-22kg	900	672	917	682	1005	677	748	591	1039	640
Heavy lamb	22+kg	975	659	933	640	995	660	784	585	1020	649
Mutton	18-24kg	647	522	657	563	590	490	602	476	734	505

Over-the-hooks sheep and lamb indicators (¢/kg cwt)		Victoria		NSW		SA		WA		Tasmania	
		3 Sep 2021	11 Sep 2020	3 Sep 2021	11 Sep 2020	3 Sep 2021	11 Sep 2020	3 Sep 2021	11 Sep 2020	3 Sep 2021	11 Sep 2020
Medium trade lamb	18-20kg	829	678	833	620	880	657	808	670	nq	nq
Heavy trade lamb	20-22kg	829	663	833	620	880	630	808	670	nq	nq
Heavy lamb	22-24kg	817	675	833	620	880	630	808	670	nq	nq
Mutton	18-24kg	644	515	656	525	623	560	647	513	nq	nq

Live export price quotes (A\$/head)	31 Aug 2021	8 Sep 2020	
Live wether	Muchea	nq	nq

Glossary:

cwt – carcase weight

lwt – live weight

OTH – over-the-hooks. Refers to the marketing of cattle/sheep/lambs directly from the farm to an abattoir where a producer is paid for the value of the carcase based on a sliding grid.

CIF – Cost, insurance, freight. The quoted price for the goods including freight and insurance costs delivered to final destination.

C&F – Cost and freight. Refers to the quoted price for the goods, including freight to the delivery point, but not insurance.

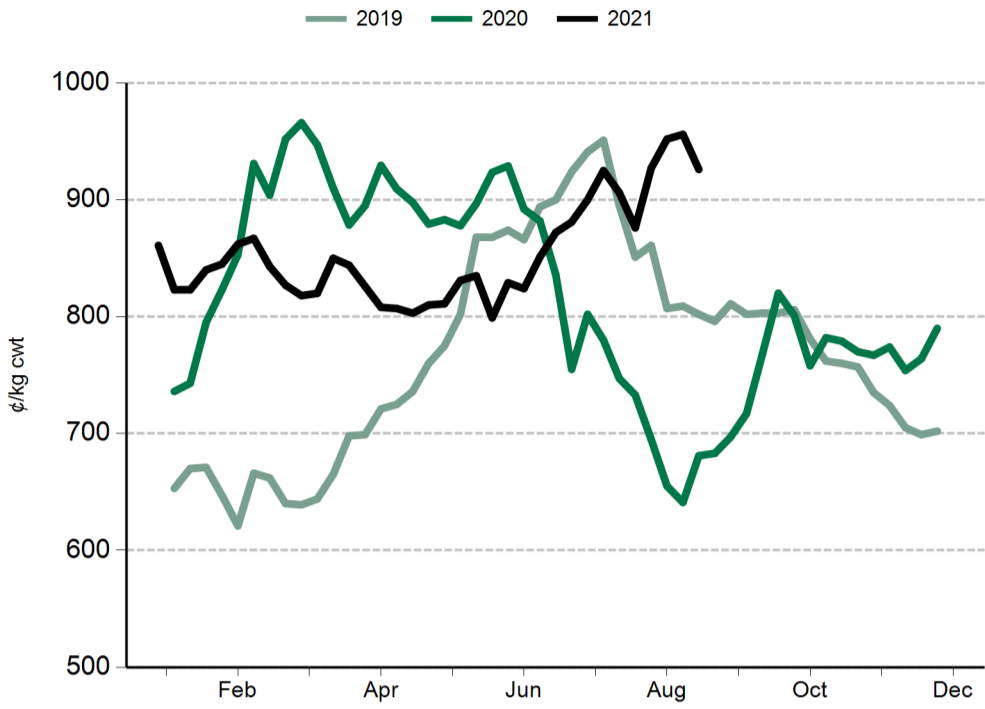
FAS – Free alongside ship. Refers to export price quotes where the seller is obliged to pay warehouse services, packing, inland freight and port charges, but not placement of goods onto the ship. The buyer is obliged to pay overseas freight, charges in foreign port, customs duties, quarantine and delivery to final destination. (See also 'FOB').

EYCI – Eastern Young Cattle Indicator. A seven day rolling average from 24 saleyards across NSW, Victoria and Queensland. It includes vealer and yearling heifers and steers, grade score C2 or C3, with live weight from 200kg.

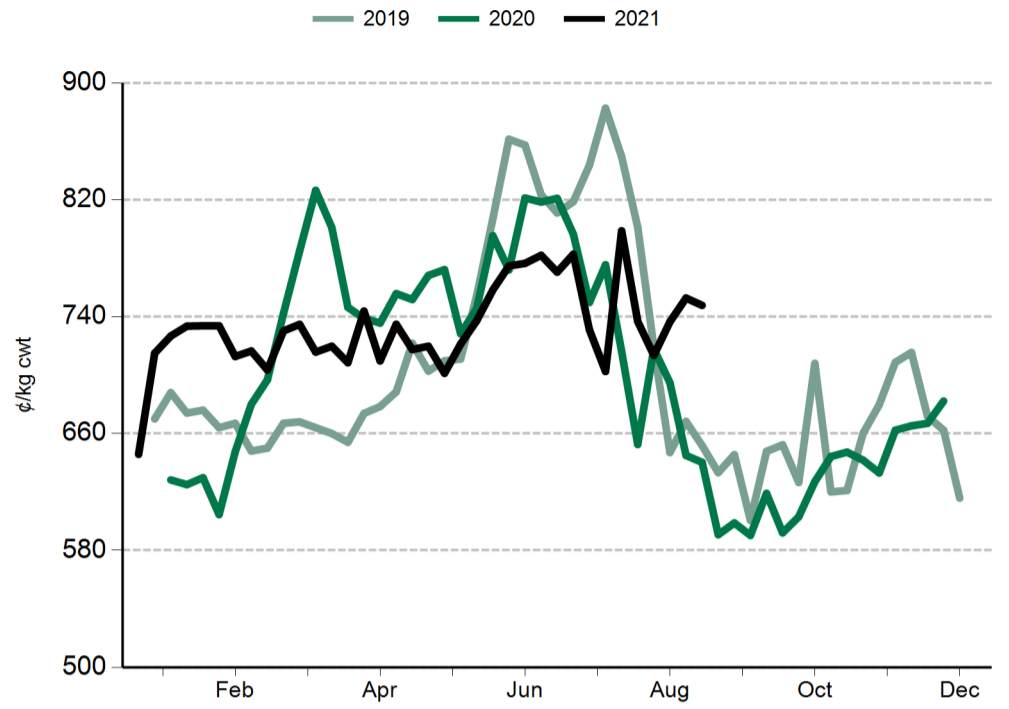
WYCI – Western Young Cattle Indicator. A benchmark of the value of young cattle in WA saleyards. It includes vealer and yearling heifers and steers, grade score C2 or C3, 180kg+ live weight.

All data is collected by MLA's NLRS, unless specified otherwise.

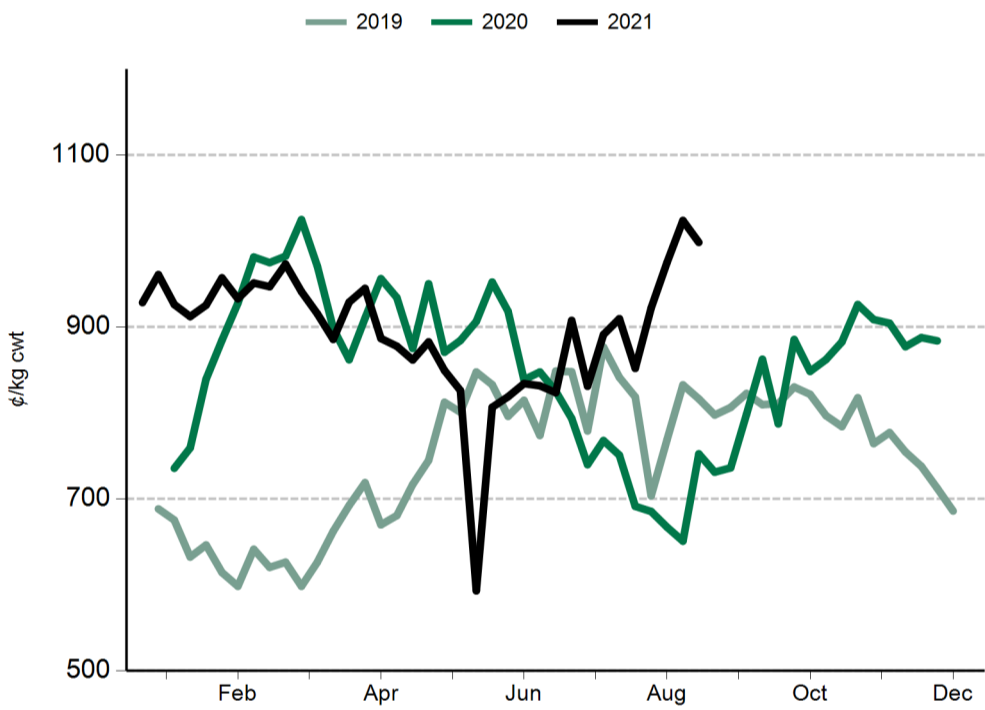
Eastern States Trade Lamb Indicator (ESTLI)



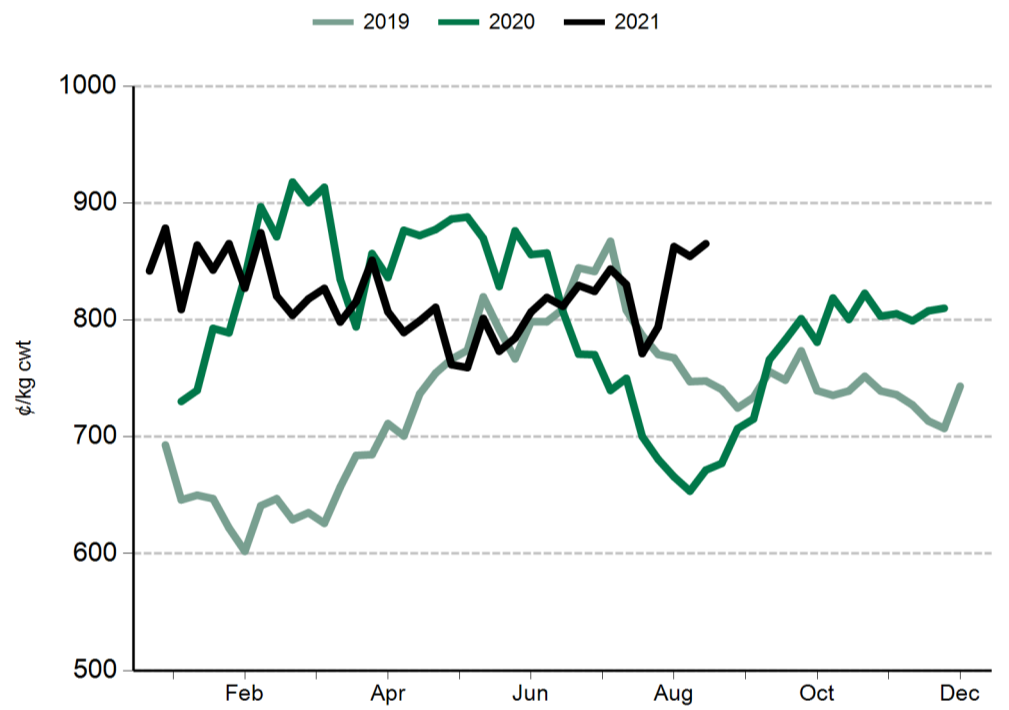
Western Trade Lamb Indicator (WTLI)



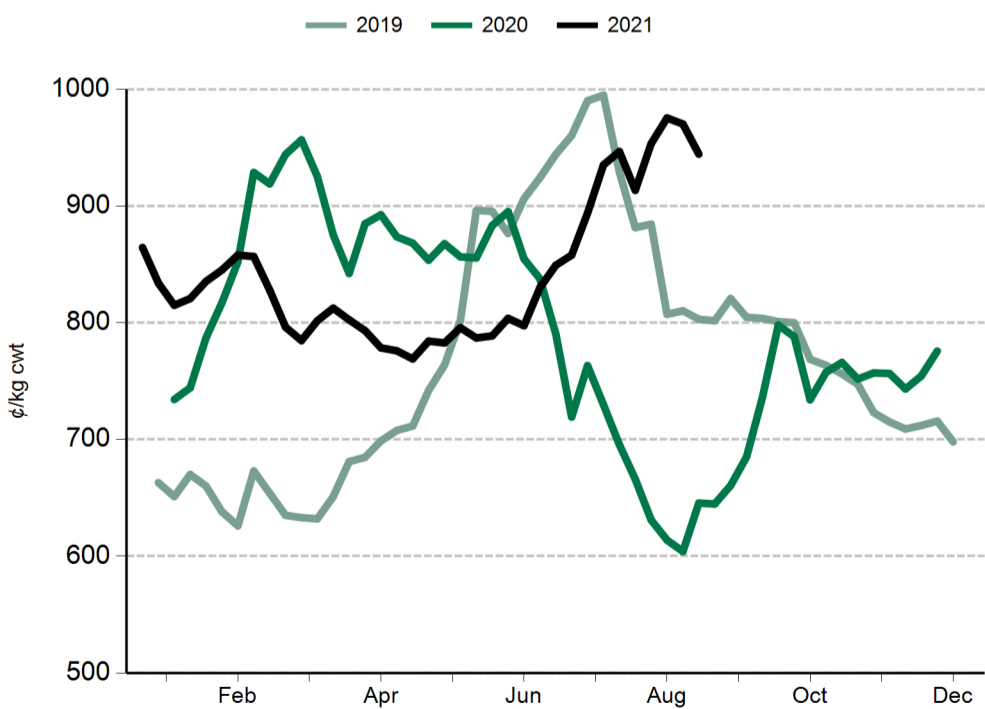
Restocker lamb



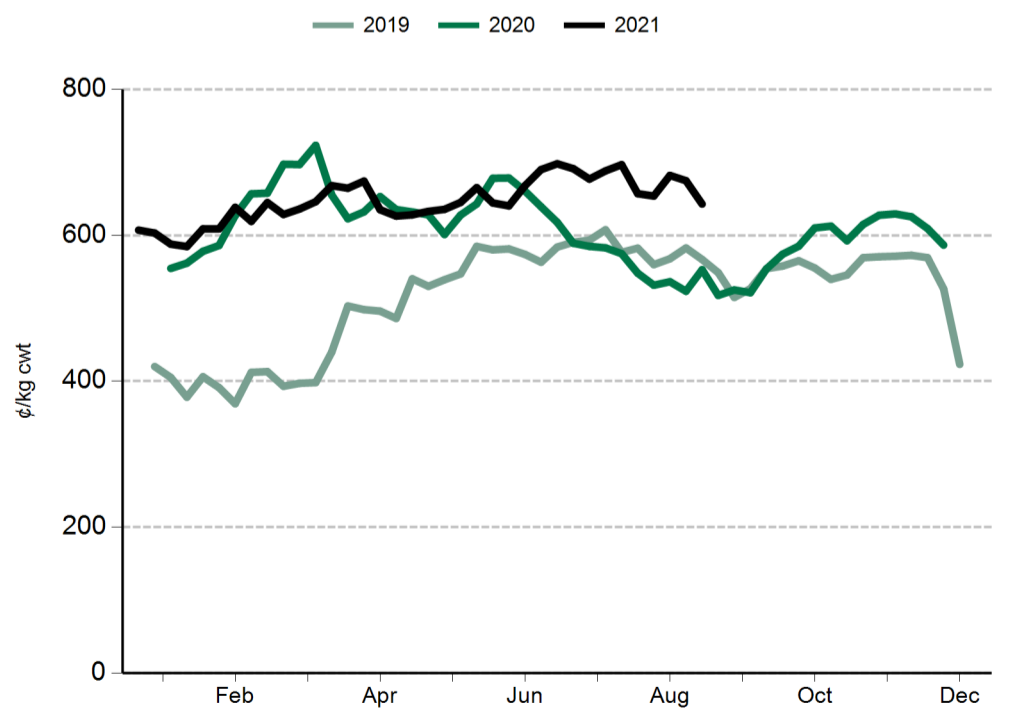
Light lamb



Heavy lamb



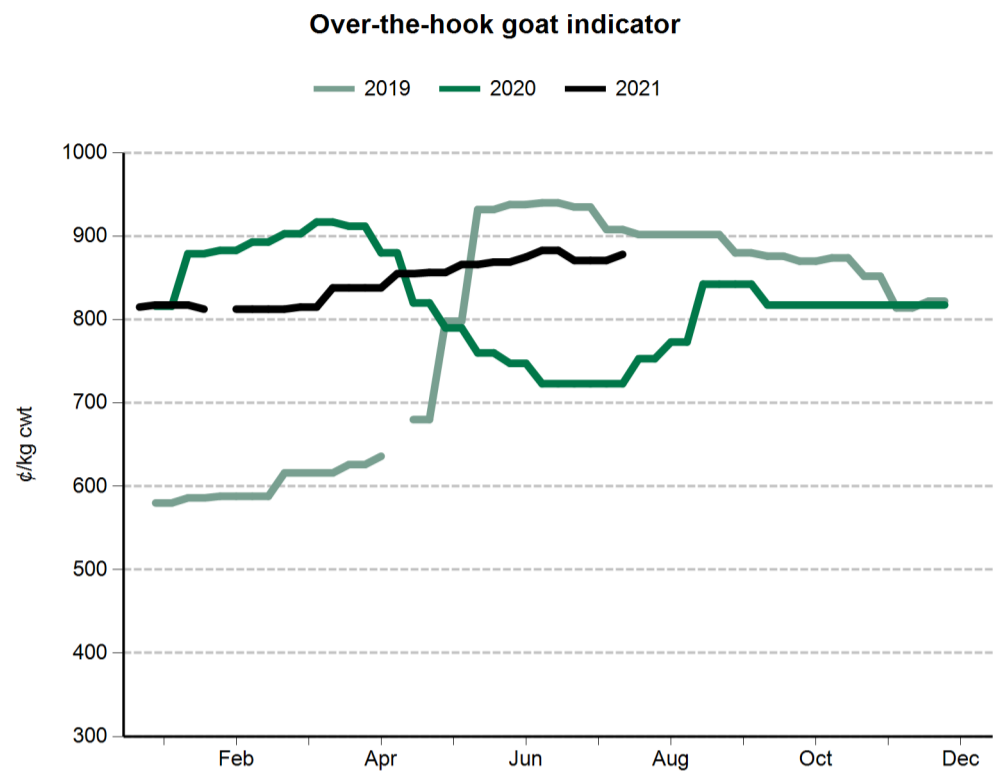
Mutton



General statistics

Over-the-hooks goat indicators (A¢/kg cwt)	27 Aug 2021	11 Sep 2020
8.1-10kg	897	843
10.1-12kg	895	843
12.1-16kg	895	843
16.1-20kg	914	843
20.1kg+	889	843

Skin indicators - Lambs		4 Sep 2020
2" +	16.1 - 20kg	100
	20.1 - 24kg	188
	24.1kg +	288
1" - 2"	16.1 - 20kg	200
	20.1 - 24kg	50
	24.1kg +	163
0.5" - 1"	16.1 - 20kg	nq
	20.1 - 24kg	nq
	24.1kg +	125
New Season	16.1 - 20kg	nq
	20.1 - 24kg	231
	24.1kg +	313
Skin indicators - Merino sheep (average 25 micron)		
1.5" - 2"	16.1 - 20kg	500
	20.1 - 24kg	725
	24.1kg +	825



Grain prices - Darling Downs (A\$/tonne)	27 Aug 2021	4 Sep 2020
Wheat	345	290
Barley	298	270
Sorghum	288	318
Grain prices - Riverina (A\$/tonne)		
Wheat	345	271
Barley	nq	218

Source: Profarmer Australia

PLEASE NOTE

MLA no longer reports on fodder prices, tallow prices or the EMI on a weekly basis.

These can be accessed separately through these links:

- [Fodder prices \(Dairy Australia\)](#)
- [Tallow prices \(MLA monthly co-product report\)](#)
- [EMI \(AWEX\)](#)

US imported beef prices (CIF)		27 Aug 2021	4 Sep 2020
Bull 95CL	US¢/lb	289.5	250.5
	A¢/kg	865.7	753.5
Cow 90CL	US¢/lb	270.0	221.0
	A¢/kg	807.4	664.8
CC/CF 85CL	US¢/lb	248.5	199.0
	A¢/kg	743.1	598.6
Shank 90CL	US¢/lb	274.0	222.0
	A¢/kg	819.4	667.8
Trim 85CL	US¢/lb	247.5	198.5
	A¢/kg	740.1	597.1
Trim 80CL	US¢/lb	229.5	185.5
	A¢/kg	686.3	558.0
Trim 75CL	US¢/lb	175.0	176.0
	A¢/kg	523.3	529.4
Trim 65CL	US¢/lb	nq	nq
	A¢/kg	nq	nq
Outside flats	US¢/lb	nq	nq
	A¢/kg	nq	nq
Knuckles	US¢/lb	292.5	277.5
	A¢/kg	874.7	834.7
Inside cap off	US¢/lb	375.0	307.5
	A¢/kg	1121.4	924.9

Source: Steiner Consulting Group

