

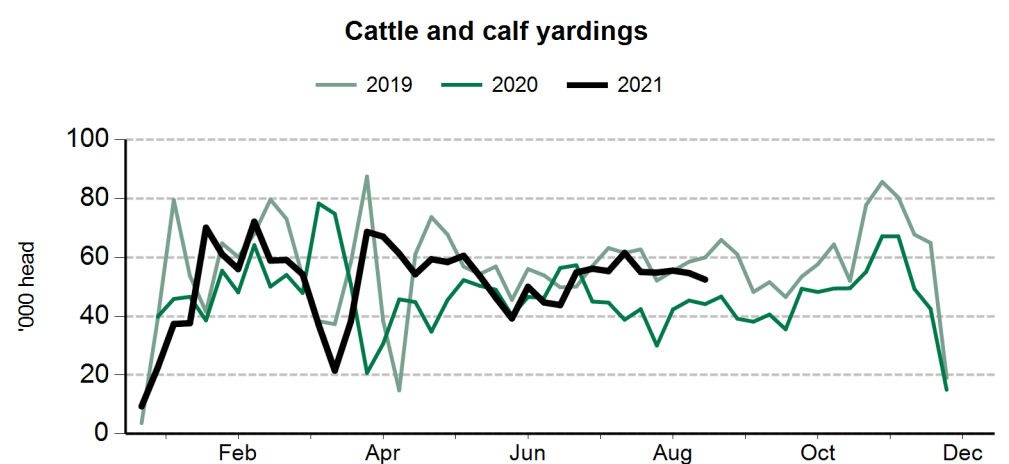
The following weekly statistical summary includes the following information:

- **Livestock movements**.....pages 1-2
 - Cattle yardings
 - Sheep yardings
 - Cattle slaughter
 - Sheep, lamb and goat slaughter
- **Cattle price indicators**.....pages 3-4
 - Saleyard indicators
 - Over-the-hook indicators
 - Live export indicators
- **Sheep and lamb indicators**.....pages 5-6
 - Saleyard indicators
 - Over-the-hook indicators
 - Live export indicators
- **General statistics**.....page 7
 - Over-the-hook goat indicators
 - Skin price indicators
 - Weekly US imported beef indicators

Cattle movements

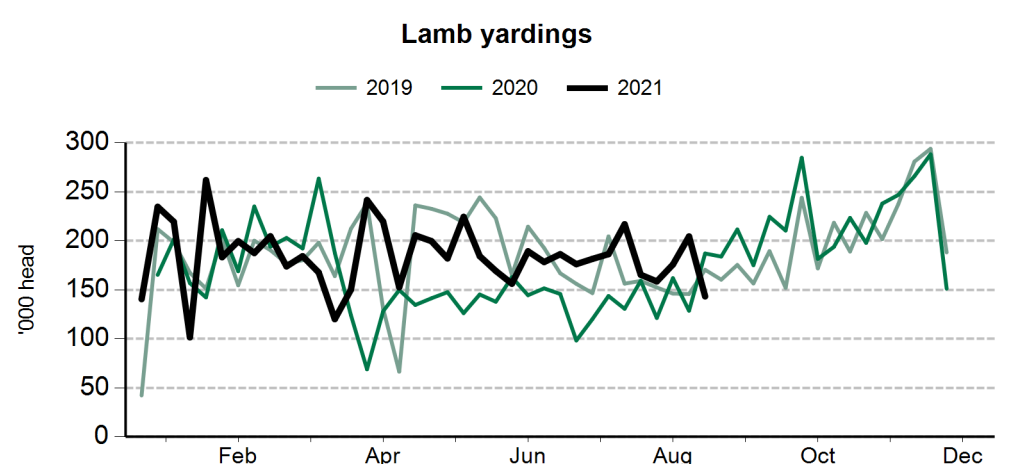
Cattle saleyard throughput		10 Sep 2021	3 Sep 2021	11 Sep 2020
Queensland	Cattle	7,734	18,675	21,075
NSW	Cattle	11,183	8,498	13,965
Victoria	Cattle	4,730	6,663	7,296
SA	Cattle	944	1,434	1,679
WA	Cattle	1,957	2,670	2,564
Tasmania	Cattle	78	40	110

Cattle slaughter		3 Sep 2021	11 Sep 2020
Queensland	Cattle	48,584	57,489
	Calves	45	50
NSW	Cattle	26,215	28,322
	Calves	26	1,535
Victoria	Cattle	10,976	18,917
	Calves	2,387	3,333
SA	Cattle	2,489	3,331
	Calves	12	8
Tasmania	Cattle	2,144	3,840
	Calves	3,803	3,456

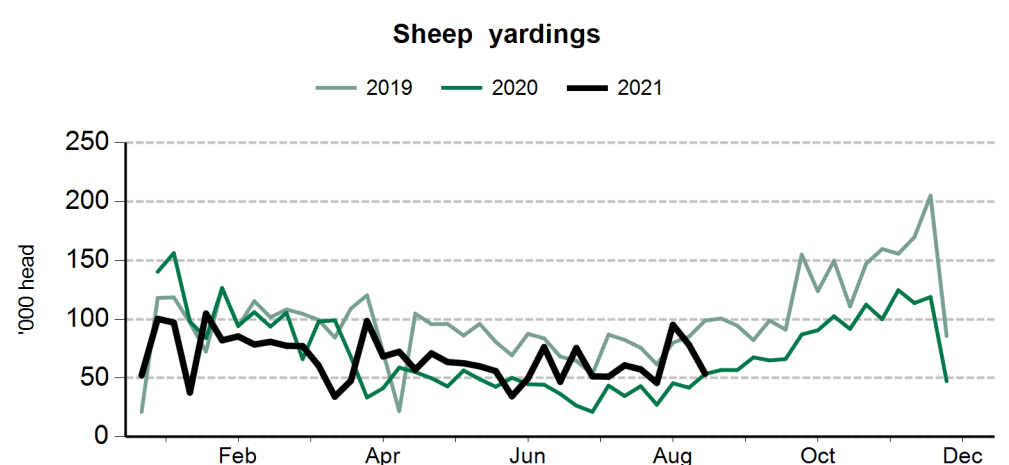


Smallstock movements

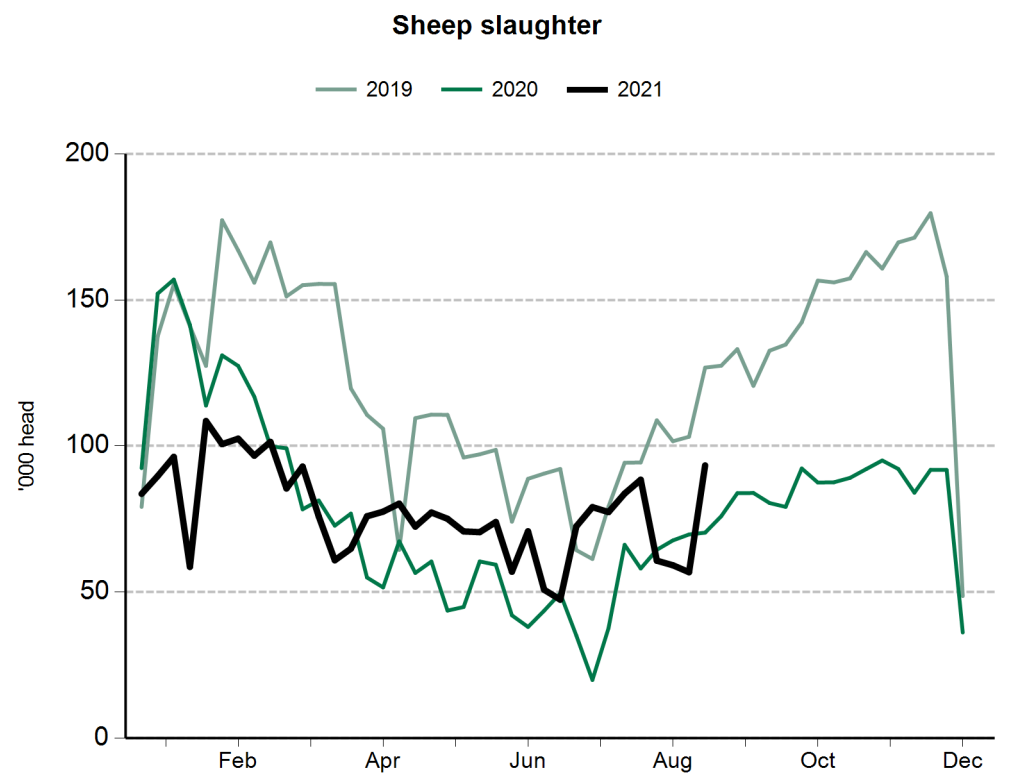
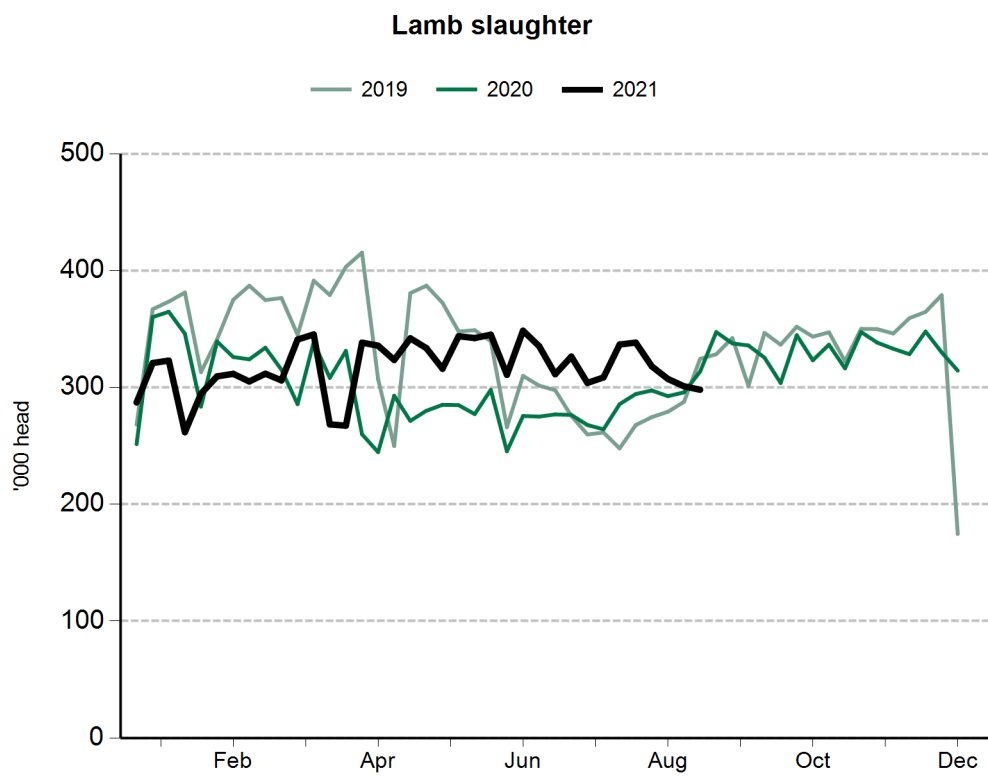
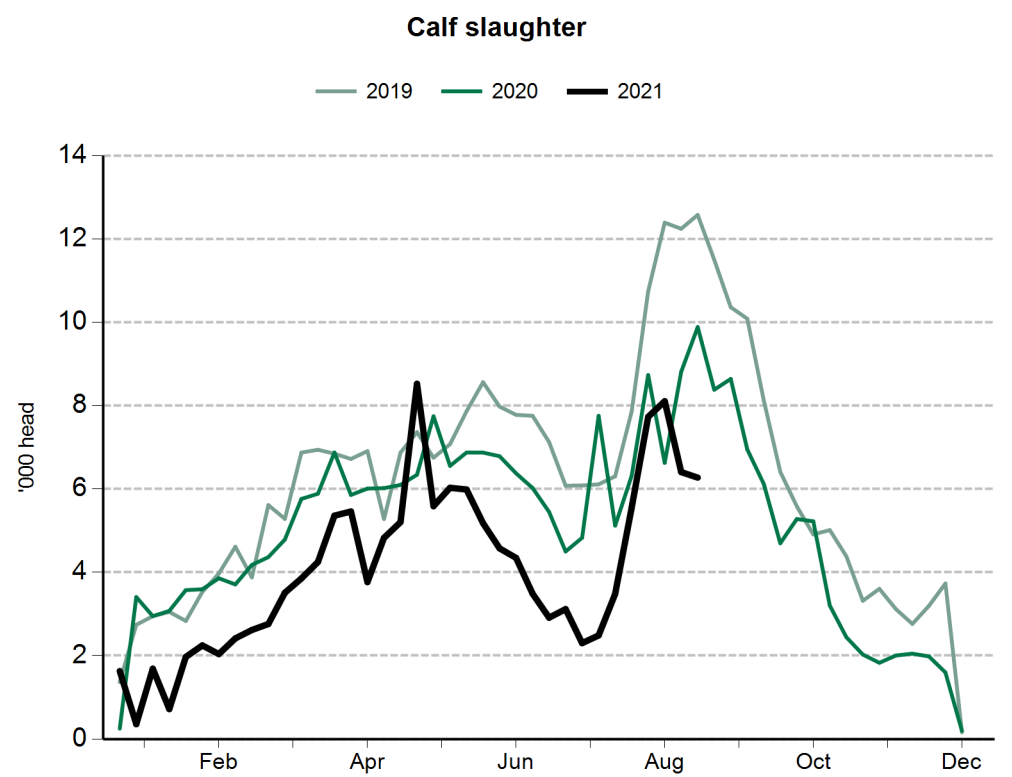
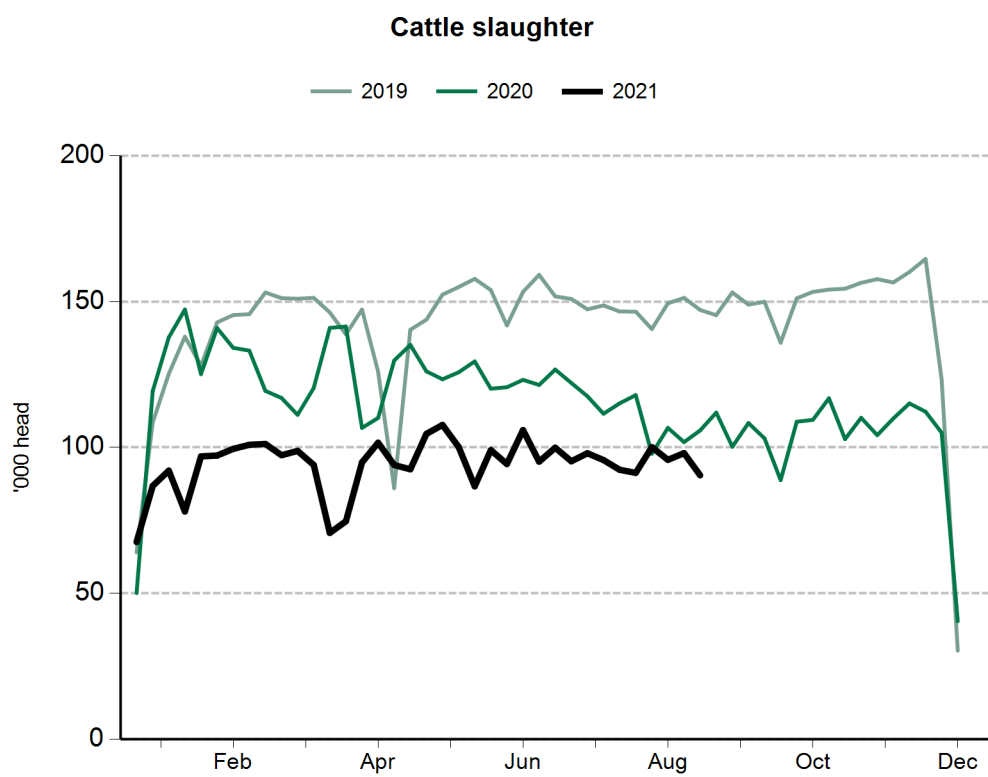
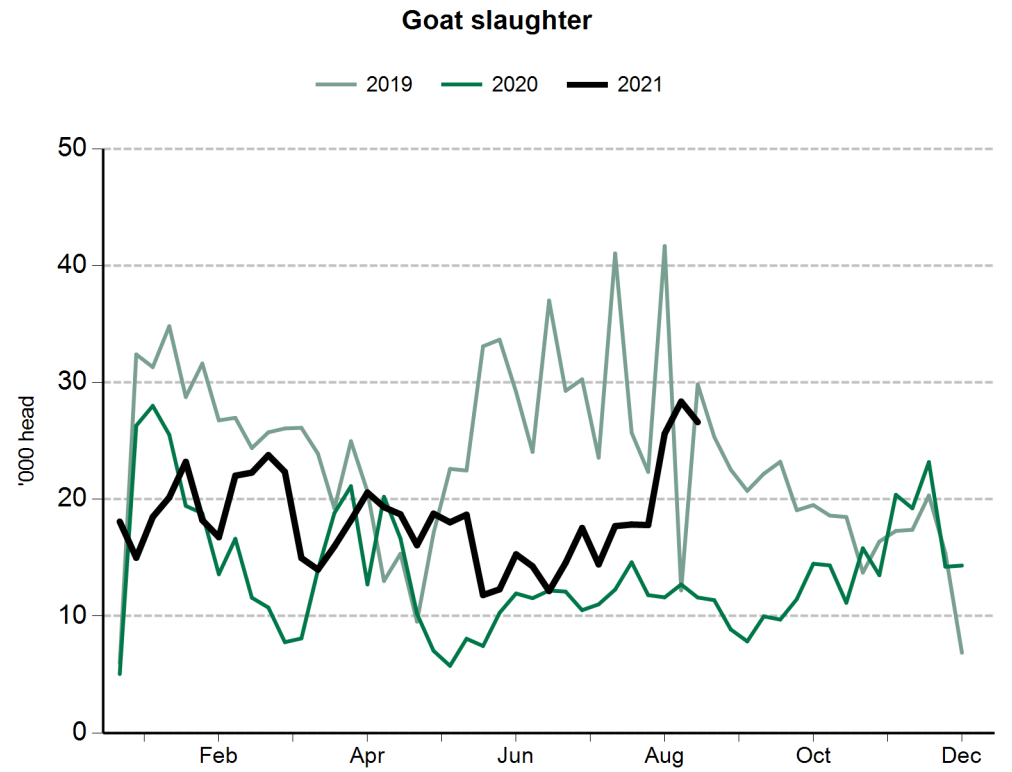
Sheep and lamb saleyard throughput		10 Sep 2021	3 Sep 2021	11 Sep 2020
NSW	Lambs	74,106	93,674	127,188
	Sheep	22,328	22,100	25,742
Victoria	Lambs	27,462	25,393	36,086
	Sheep	14,906	17,911	20,391
SA	Lambs	20,658	15,194	10,104
	Sheep	9,157	4,862	4,267
WA	Lambs	3,667	6,463	7,206
	Sheep	5,985	8,053	6,000
Tasmania	Lambs	1,966	1,540	2,365
	Sheep	827	450	300



Sheep and lamb slaughter		3 Sep 2021	11 Sep 2020
Queensland	Lambs	291	889
	Sheep	2,569	1,427
NSW	Lambs	99,445	117,243
	Sheep	38,653	41,661
Victoria	Lambs	146,100	169,354
	Sheep	44,644	24,428
SA	Lambs	46,560	55,311
	Sheep	6,961	7,968
Tasmania	Lambs	5,656	4,641
	Sheep	493	434



Goat slaughter		3 Sep 2021	11 Sep 2020
Queensland	Goats	9,090	5,294
NSW	Goats	2,881	1,406
Victoria	Goats	11,980	3,927
SA	Goats	2,654	738
Tasmania	Goats	nq	nq



Cattle prices

National saleyard indicators	Live weight	Muscle/Fat	Unit	14 Sep 2021	15 Sep 2020
Restocker Steer	200-280kg	C2	¢/kg lwt	611	441
Feeder Steer	330-400kg	C2	¢/kg lwt	538	395
Vealer Steer	280-330kg	C2	¢/kg lwt	605	424
			¢/kg cwt	1161	814
Trade Steer	330-400kg	C3	¢/kg lwt	529	398
			¢/kg cwt	974	733
Medium Steer	400-500kg	C3	¢/kg lwt	438	354
			¢/kg cwt	817	665
Heavy Steer	500-600kg	C4	¢/kg lwt	435	352
			¢/kg cwt	797	649
Medium Cow	400-520kg	D3	¢/kg lwt	352	256
			¢/kg cwt	717	532
Eastern Young Cattle Indicator (EYCI)			¢/kg cwt	1027.00	762.75

Eastern states OTH indicators	Carcase weight	Muscle	Unit	10 Sep 2021	18 Sep 2020
Trade steer	240-260kg	A-C	¢/kg cwt	707	592
Medium steer	260-280kg	A-C	¢/kg cwt	710	607
Heavy steer	300-400kg	A-C	¢/kg cwt	717	616
Medium cow	260-280kg	A-E	¢/kg cwt	640	516
MSA trade steer	240-260kg	A-C	¢/kg cwt	712	637

Feeder cattle indicators - paddock sales	Unit	11 Sep 2020
Domestic		
Steers 280-350kg	¢/kg lwt	409
Heifers 280-350kg	¢/kg lwt	370
Export		
Shortfed 100-120 DOF	¢/kg lwt	374
Mediumfed 120-220 DOF	¢/kg lwt	415
Longfed 220+ DOF	¢/kg lwt	330

State saleyard indicators				Queensland		NSW		Victoria		SA		Tasmania	
Category	Live weight	Muscle/Fat	Unit	14 Sep 2021	15 Sep 2020	14 Sep 2021	15 Sep 2020	14 Sep 2021	15 Sep 2020	14 Sep 2021	15 Sep 2020	14 Sep 2021	15 Sep 2020
Restocker Steer	200-280kg	C2	¢/kg lwt	608	441	656	431	596	400	nq	nq	nq	nq
Feeder Steer	330-400kg	C2	¢/kg lwt	524	388	547	403	546	391	546	424	nq	nq
Vealer Steer	280-330kg	C2	¢/kg lwt	475	320	654	440	581	407	592	395	nq	nq
			¢/kg cwt	913	604	1250	847	1085	758	1184	791	nq	nq
Trade Steer	330-400kg	C3	¢/kg lwt	nq	397	520	402	535	397	547	377	nq	360
			¢/kg cwt	nq	722	958	739	1010	727	994	736	nq	667
Medium Steer	400-500kg	C3	¢/kg lwt	398	310	487	359	493	366	526	383	nq	334
			¢/kg cwt	734	580	903	671	924	677	1009	757	nq	597
Heavy Steer	500-600kg	C4	¢/kg lwt	415	296	457	358	484	365	nq	nq	nq	nq
			¢/kg cwt	748	549	839	657	891	678	nq	nq	nq	nq
Medium Cow	400-520kg	D3	¢/kg lwt	346	253	371	273	390	287	nq	nq	321	238
			¢/kg cwt	708	526	768	574	804	582	nq	nq	657	497

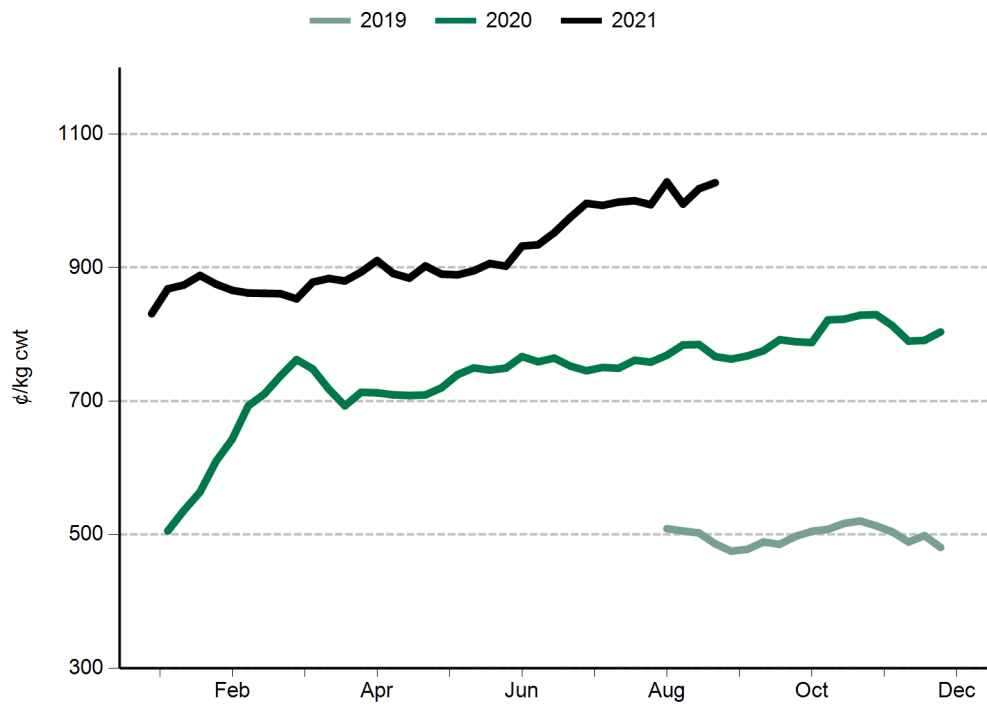
State over-the-hooks indicators				Queensland		NSW		Victoria		SA		Tasmania	
Category	Carcase weight	Muscle	Unit	10 Sep 2021	18 Sep 2020	10 Sep 2021	18 Sep 2020	10 Sep 2021	18 Sep 2020	10 Sep 2021	18 Sep 2020	10 Sep 2021	18 Sep 2020
Trade steer	240-260kg	A-C	¢/kg cwt	720	597	699	589	784	644	nq	nq	625	537
Medium steer	260-280kg	A-C	¢/kg cwt	713	597	701	586	774	637	nq	nq	650	nq
Heavy steer	300-400kg	A-C	¢/kg cwt	724	608	714	596	781	643	nq	nq	650	nq
Medium cow	260-280kg	A-E	¢/kg cwt	665	519	634	512	626	512	683	539	590	496
MSA trade steer	240-260kg	A-C	¢/kg cwt	724	623	767	651	nq	nq	645	nq	nq	nq

WA saleyard indicators	Unit	14 Sep 2021	15 Sep 2020
WYCI	¢/kg cwt	1028	713
Medium Steer	¢/kg lwt	409	348
Medium Cow	¢/kg lwt	338	252

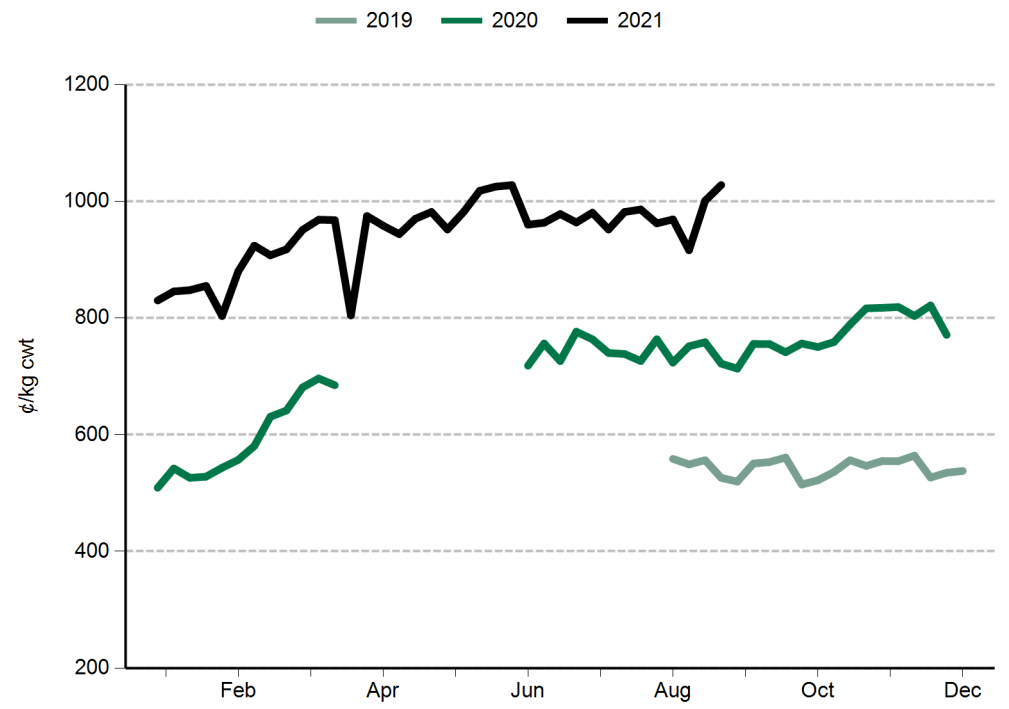
WA over-the-hooks indicators	Unit	18 Sep 2020
Grassfed yearling	¢/kg cwt	565
Grainfed yearling	¢/kg cwt	565
MSA yearling	¢/kg cwt	590

Live Export Price Quotes			Unit	3 Sep 2021	11 Sep 2020
Light Steer	260 - 360 kg	Townsville	¢/kg lwt	nq	340
	260 - 360 kg	Darwin	¢/kg lwt	nq	355
Light Heifer	260 - 360 kg	Townsville	¢/kg lwt	nq	305
	260 - 360 kg	Darwin	¢/kg lwt	nq	320

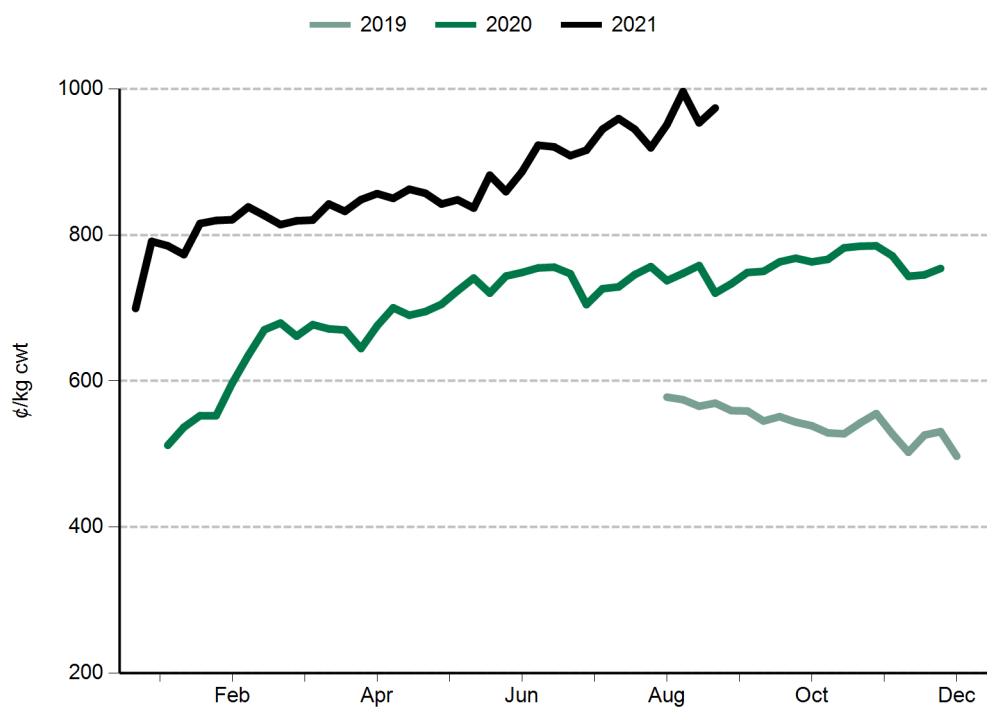
Eastern Young Cattle Indicator (EYCI)



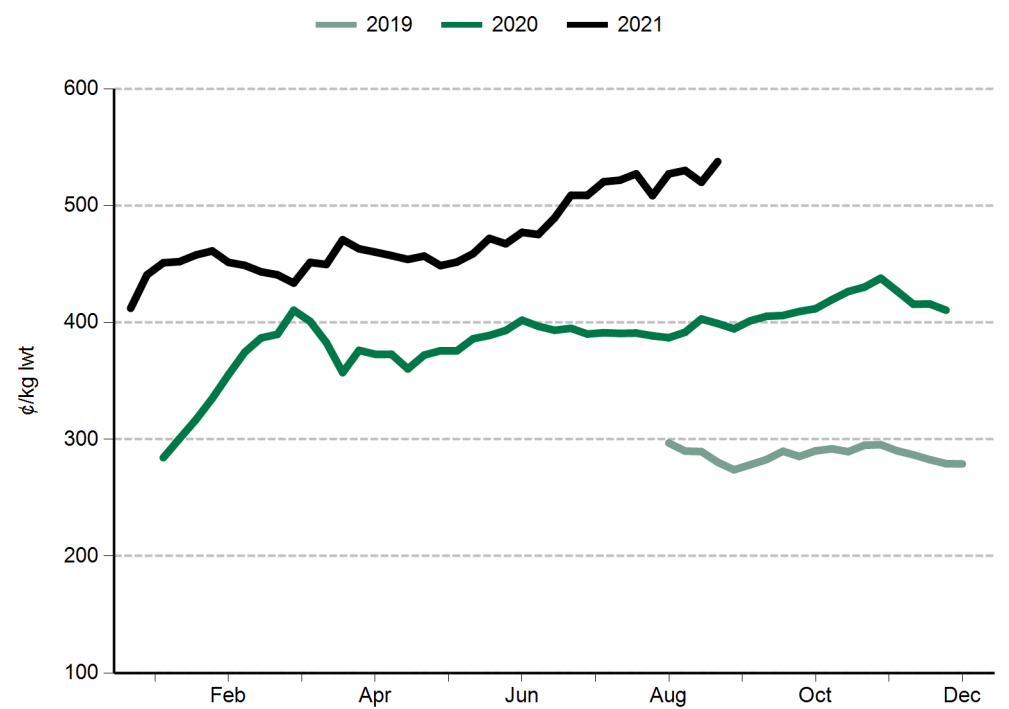
Western Young Cattle Indicator (WYCI)



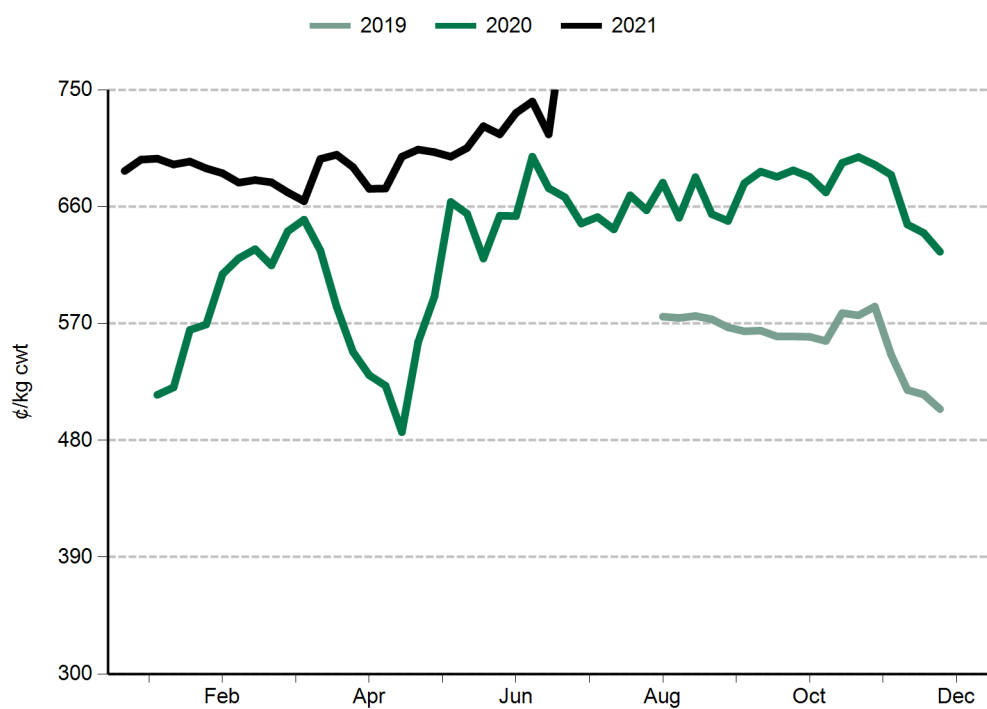
Trade steer



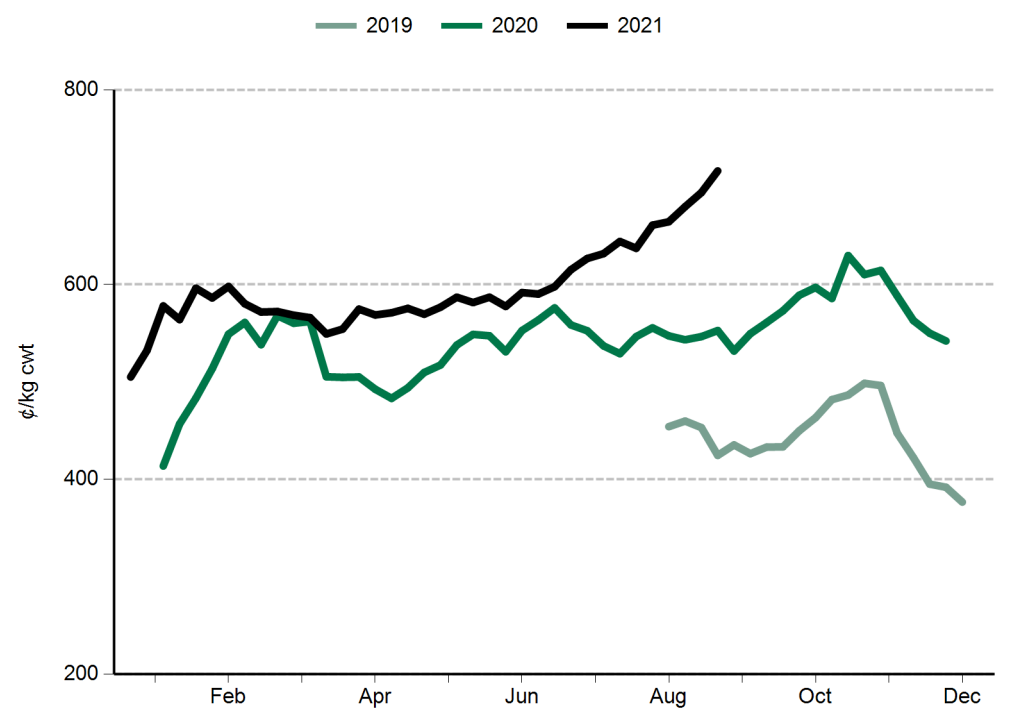
Feeder steer



Heavy steer



Medium cow



Sheep and lamb prices

Eastern States Trade Lamb Indicator (¢/kg cwt)	14 Sep 2021	15 Sep 2020
ESTLI	929	697

National saleyard sheep and lamb indicators (¢/kg cwt)		14 Sep 2021	15 Sep 2020
Merino lamb	16-22kg	825	645
Restocker/feeder lamb	0-18kg	956	736
Light lamb	12-18kg	864	707
Trade lamb	18-22kg	925	694
Heavy lamb	22+kg	959	661
Mutton	18-24kg	611	525

National OTH sheep and lamb indicators (¢/kg cwt)		10 Sep 2021	18 Sep 2020
Medium trade lamb	18-20kg	852	647
Heavy trade lamb	20-22kg	852	636
Heavy lamb	22-24kg	848	649
Mutton	18-24kg	641	527

State saleyard sheep and lamb indicators (¢/kg cwt)		Victoria		NSW		SA		WA		Tasmania	
		14 Sep 2021	15 Sep 2020	14 Sep 2021	15 Sep 2020	14 Sep 2021	15 Sep 2020	14 Sep 2021	15 Sep 2020	14 Sep 2021	15 Sep 2020
Merino lamb	16-22kg	806	633	847	652	815	641	696	578	nq	nq
Restocker/feeder lamb	0-18kg	952	763	991	854	984	808	698	551	812	787
Light lamb	12-18kg	861	733	889	755	855	693	711	594	832	nq
Trade lamb	18-22kg	899	690	940	703	900	675	749	599	832	648
Heavy lamb	22+kg	970	685	965	658	931	642	773	610	948	599
Mutton	18-24kg	624	503	647	584	570	533	527	454	708	551

Over-the-hooks sheep and lamb indicators (¢/kg cwt)		Victoria		NSW		SA		WA		Tasmania	
		10 Sep 2021	18 Sep 2020	10 Sep 2021	18 Sep 2020	10 Sep 2021	18 Sep 2020	10 Sep 2021	18 Sep 2020	10 Sep 2021	18 Sep 2020
Medium trade lamb	18-20kg	843	663	840	620	913	637	812	670	nq	nq
Heavy trade lamb	20-22kg	843	643	840	620	913	610	812	670	nq	nq
Heavy lamb	22-24kg	828	675	840	620	913	630	812	670	nq	nq
Mutton	18-24kg	646	510	646	525	625	560	647	513	nq	nq

Live export price quotes (A\$/head)		7 Sep 2021	15 Sep 2020
Live wether	Muchea	nq	nq

Glossary:

cwt – carcase weight

lwt – live weight

OTH – over-the-hooks. Refers to the marketing of cattle/sheep/lambs directly from the farm to an abattoir where a producer is paid for the value of the carcase based on a sliding grid.

CIF – Cost, insurance, freight. The quoted price for the goods including freight and insurance costs delivered to final destination.

C&F – Cost and freight. Refers to the quoted price for the goods, including freight to the delivery point, but not insurance.

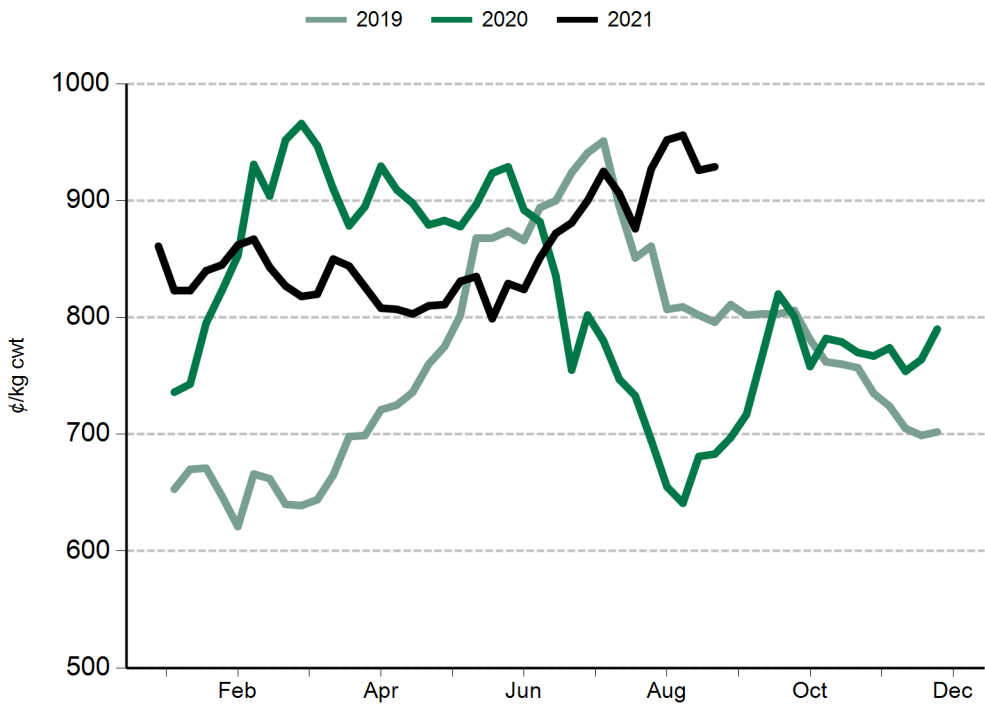
FAS – Free alongside ship. Refers to export price quotes where the seller is obliged to pay warehouse services, packing, inland freight and port charges, but not placement of goods onto the ship. The buyer is obliged to pay overseas freight, charges in foreign port, customs duties, quarantine and delivery to final destination. (See also 'FOB').

EYCI – Eastern Young Cattle Indicator. A seven day rolling average from 24 saleyards across NSW, Victoria and Queensland. It includes vealer and yearling heifers and steers, grade score C2 or C3, with live weight from 200kg.

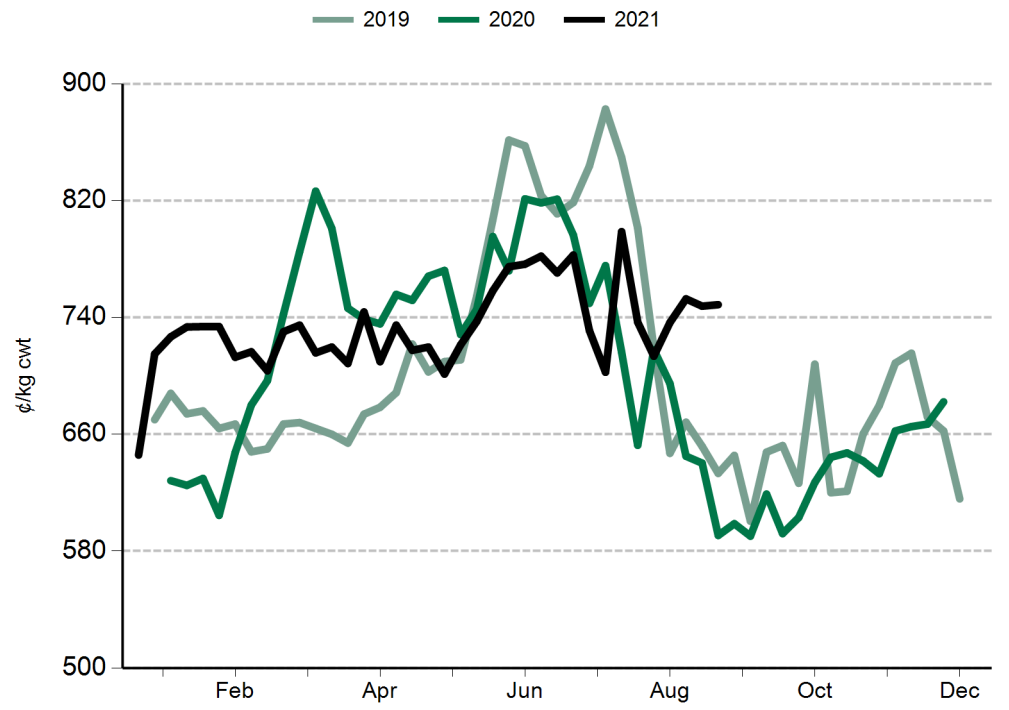
WYCI – Western Young Cattle Indicator. A benchmark of the value of young cattle in WA saleyards. It includes vealer and yearling heifers and steers, grade score C2 or C3, 180kg+ live weight.

All data is collected by MLA's NLRS, unless specified otherwise.

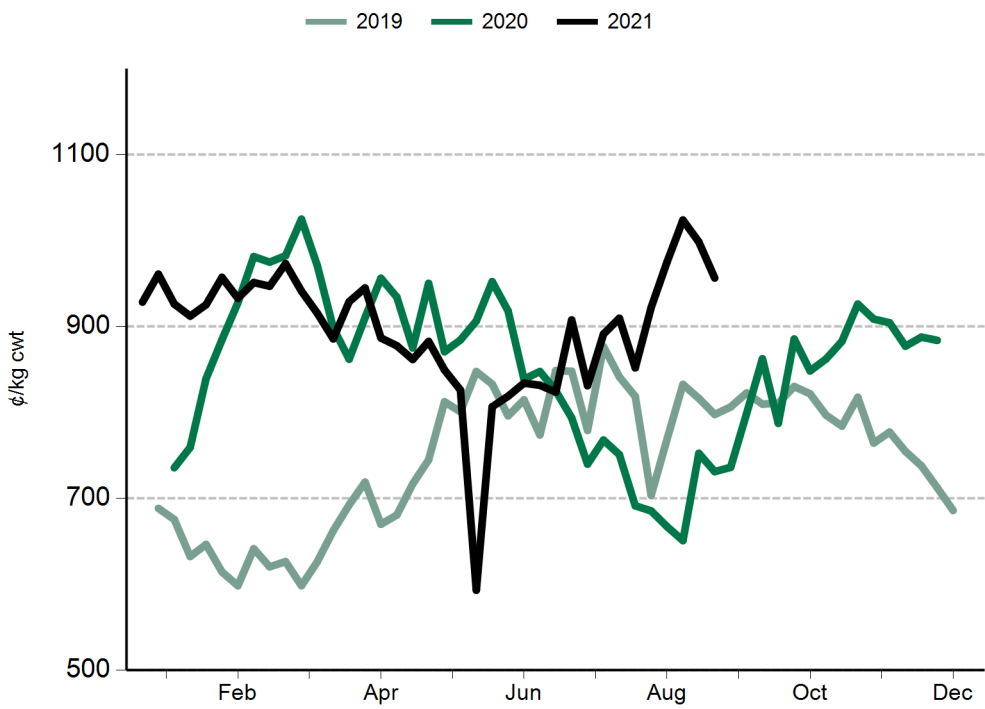
Eastern States Trade Lamb Indicator (ESTLI)



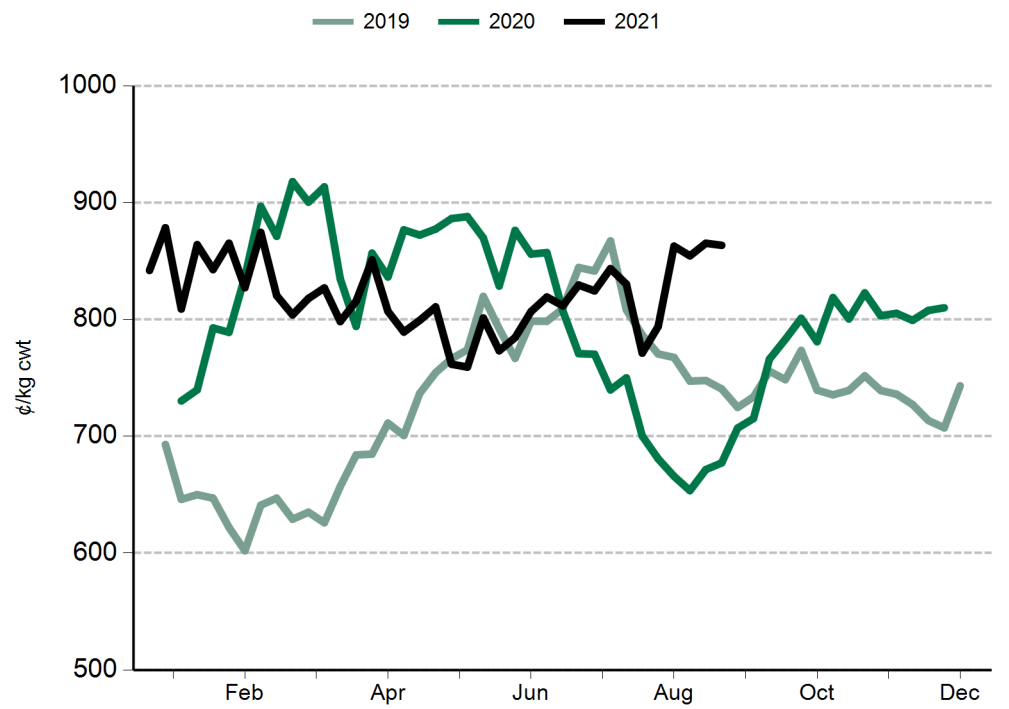
Western Trade Lamb Indicator (WTLI)



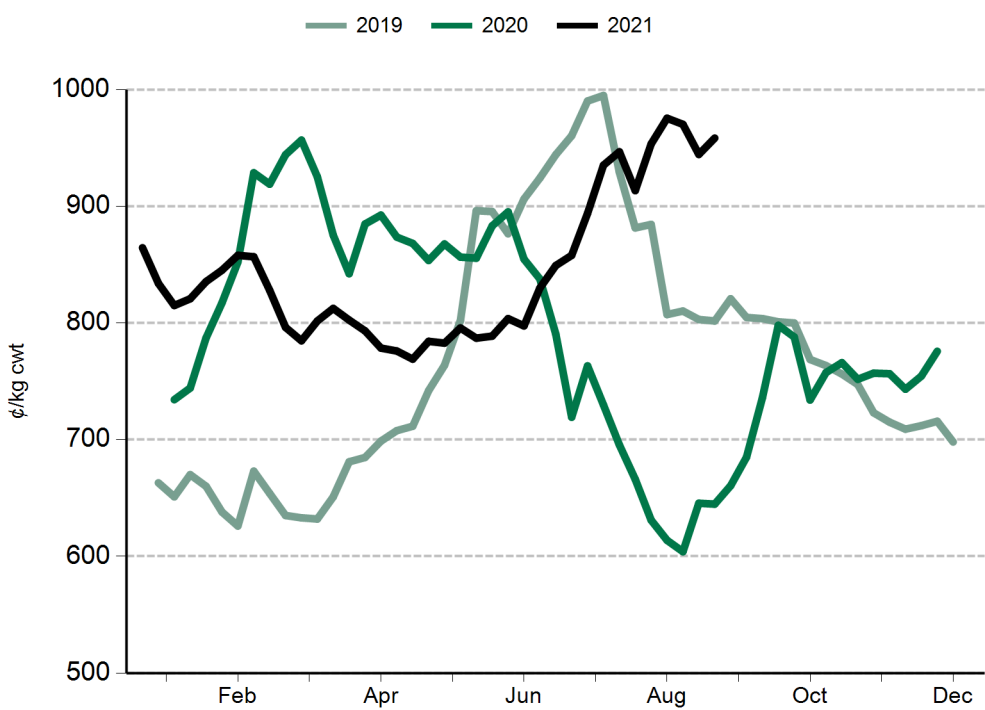
Restocker lamb



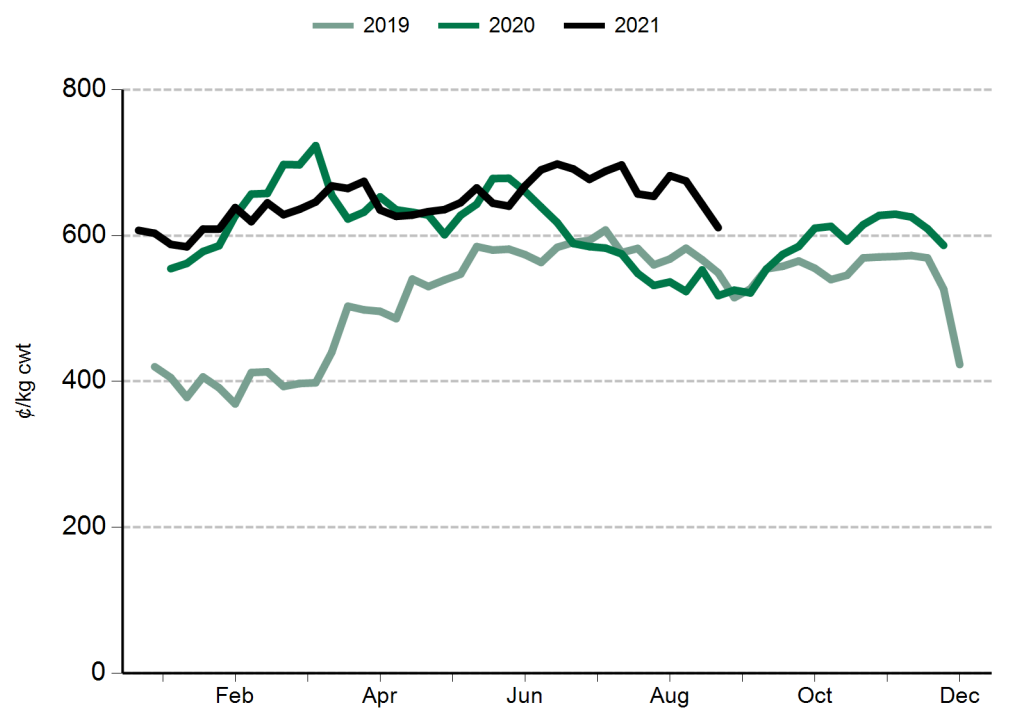
Light lamb



Heavy lamb

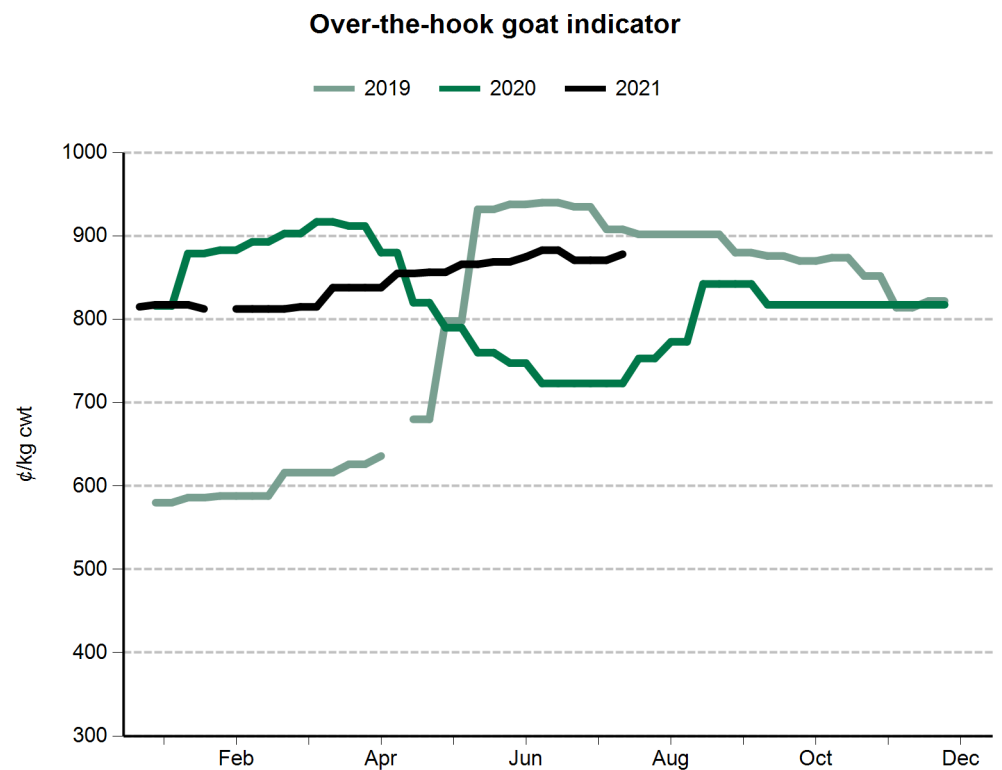


Mutton



General statistics

Over-the-hooks goat indicators (A¢/kg cwt)		18 Sep 2020
8.1-10kg		843
10.1-12kg		843
12.1-16kg		843
16.1-20kg		843
20.1kg+		843
Skin indicators - Lambs		11 Sep 2020
2" +	16.1 - 20kg	100
	20.1 - 24kg	188
	24.1kg +	288
1" - 2"	16.1 - 20kg	200
	20.1 - 24kg	50
	24.1kg +	163
0.5" - 1"	16.1 - 20kg	nq
	20.1 - 24kg	nq
	24.1kg +	125
New Season	16.1 - 20kg	nq
	20.1 - 24kg	231
	24.1kg +	313
Skin indicators - Merino sheep (average 25 micron)		
1.5" - 2"	16.1 - 20kg	500
	20.1 - 24kg	725
	24.1kg +	825



Grain prices - Darling Downs (A\$/tonne)	3 Sep 2021	11 Sep 2020
Wheat	345	292
Barley	293	270
Sorghum	295	315
Grain prices - Riverina (A\$/tonne)		
Wheat	345	265
Barley	nq	218

Source: Profarmer Australia

PLEASE NOTE

MLA no longer reports on fodder prices, tallow prices or the EMI on a weekly basis.

These can be accessed separately through these links:

- [Fodder prices \(Dairy Australia\)](#)
- [Tallow prices \(MLA monthly co-product report\)](#)
- [EMI \(AWEX\)](#)

US imported beef prices (CIF)		3 Sep 2021	11 Sep 2020
Bull 95CL	US¢/lb	289.5	249.0
	A¢/kg	863.9	755.6
Cow 90CL	US¢/lb	270.5	220.5
	A¢/kg	807.2	669.1
CC/CF 85CL	US¢/lb	249.5	199.0
	A¢/kg	744.6	603.8
Shank 90CL	US¢/lb	274.0	222.0
	A¢/kg	817.7	673.6
Trim 85CL	US¢/lb	249.0	198.5
	A¢/kg	743.1	602.3
Trim 80CL	US¢/lb	230.0	187.5
	A¢/kg	686.4	568.9
Trim 75CL	US¢/lb	175.0	175.0
	A¢/kg	522.2	531.0
Trim 65CL	US¢/lb	nq	nq
	A¢/kg	nq	nq
Outside flats	US¢/lb	nq	nq
	A¢/kg	nq	nq
Knuckles	US¢/lb	nq	275.0
	A¢/kg	nq	834.5
Inside cap off	US¢/lb	nq	297.5
	A¢/kg	nq	902.7

Source: Steiner Consulting Group

