

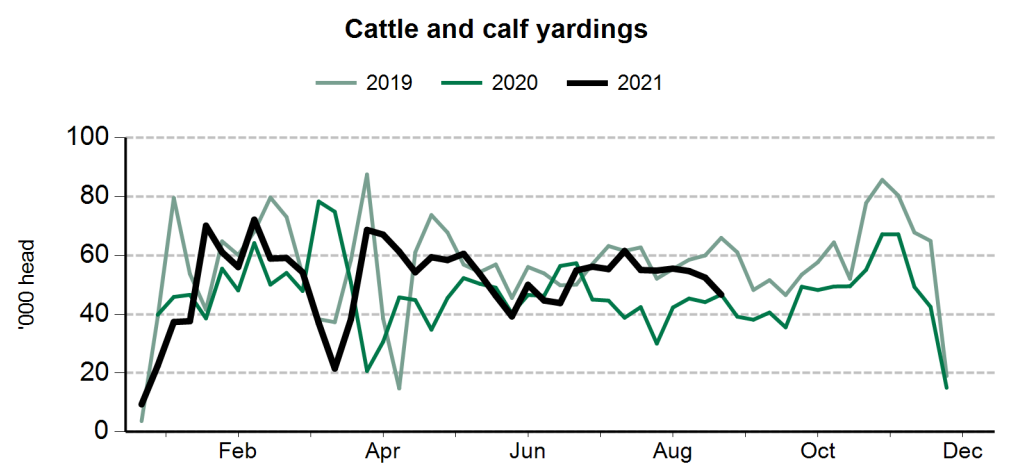
The following weekly statistical summary includes the following information:

- **Livestock movements**.....pages 1-2
  - Cattle yardings
  - Sheep yardings
  - Cattle slaughter
  - Sheep, lamb and goat slaughter
- **Cattle price indicators**.....pages 3-4
  - Saleyard indicators
  - Over-the-hook indicators
  - Live export indicators
- **Sheep and lamb indicators**.....pages 5-6
  - Saleyard indicators
  - Over-the-hook indicators
  - Live export indicators
- **General statistics**.....page 7
  - Over-the-hook goat indicators
  - Skin price indicators
  - Weekly US imported beef indicators

### Cattle movements

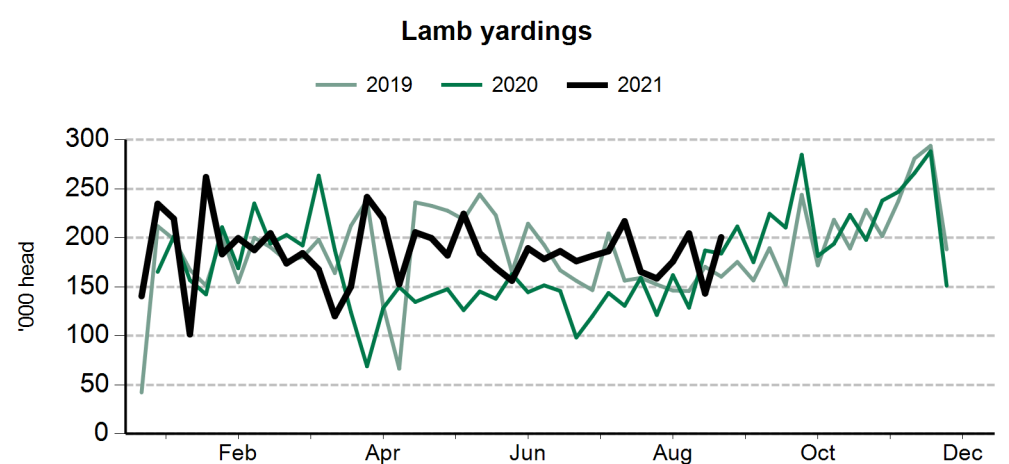
Cattle saleyard throughput		17 Sep 2021	10 Sep 2021	18 Sep 2020
Queensland	Cattle	8,204	17,349	16,148
NSW	Cattle	8,279	18,488	12,250
Victoria	Cattle	3,640	6,688	6,031
SA	Cattle	1,056	1,539	2,188
WA	Cattle	2,422	2,492	2,552
Tasmania	Cattle	49	78	nq

Cattle slaughter		10 Sep 2021	18 Sep 2020
Queensland	Cattle	54,972	50,019
	Calves	16	74
NSW	Cattle	27,750	27,414
	Calves	21	1,285
Victoria	Cattle	12,273	16,488
	Calves	2,262	4,184
SA	Cattle	3,146	3,305
	Calves	20	15
Tasmania	Cattle	3,180	2,982
	Calves	3,082	3,084

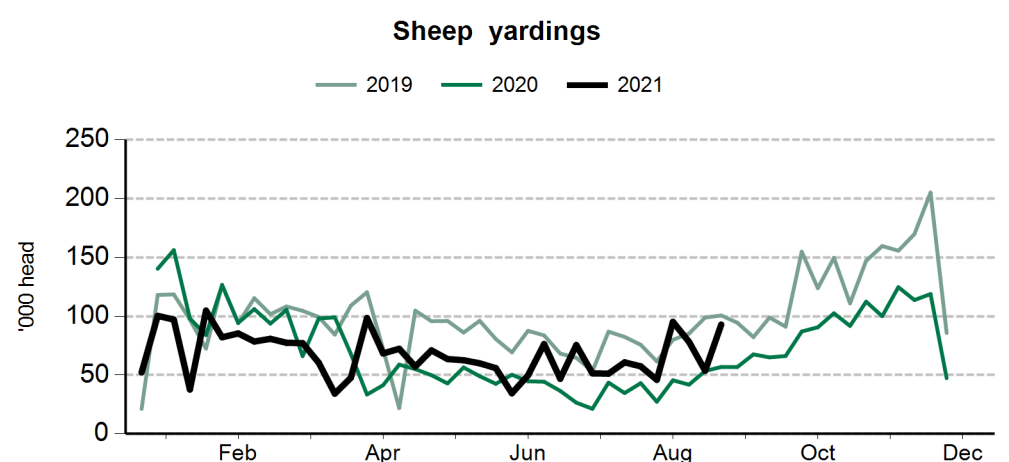


### Smallstock movements

Sheep and lamb saleyard throughput		17 Sep 2021	10 Sep 2021	18 Sep 2020
NSW	Lambs	57,650	131,202	151,943
	Sheep	20,550	47,868	27,084
Victoria	Lambs	26,417	37,351	41,957
	Sheep	12,937	21,550	17,144
SA	Lambs	17,505	20,658	11,132
	Sheep	5,644	9,157	3,423
WA	Lambs	2,949	8,680	5,663
	Sheep	3,188	13,285	9,000
Tasmania	Lambs	759	1,966	nq
	Sheep	449	827	nq

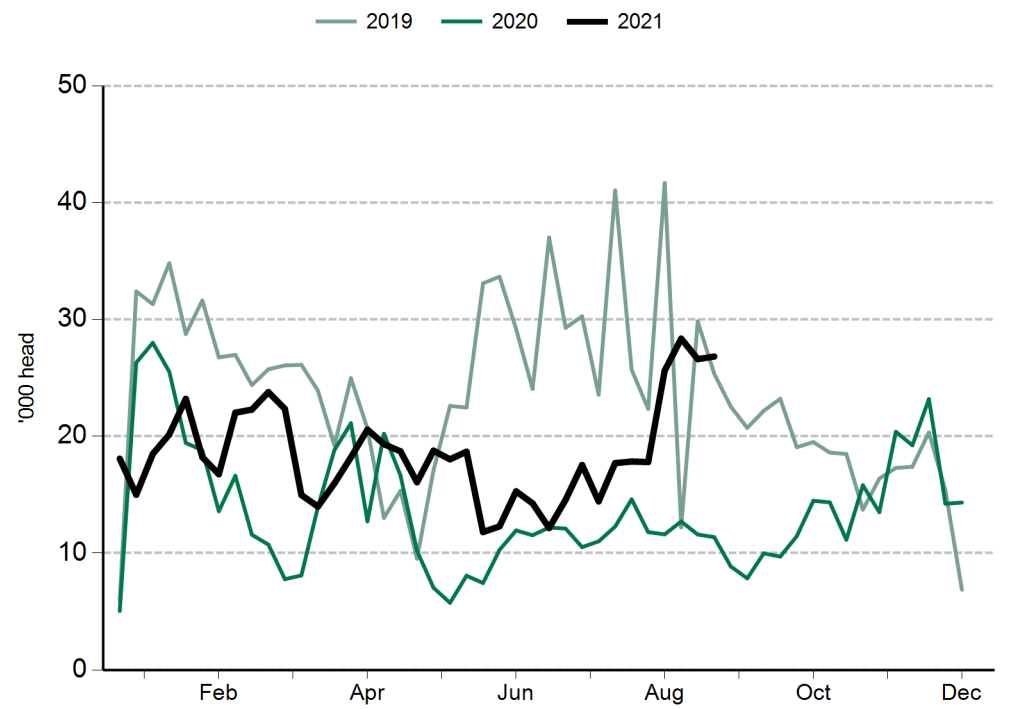


Sheep and lamb slaughter		10 Sep 2021	18 Sep 2020
Queensland	Lambs	199	168
	Sheep	902	2,061
NSW	Lambs	100,819	111,342
	Sheep	41,175	40,200
Victoria	Lambs	160,366	175,512
	Sheep	42,359	32,937
SA	Lambs	45,452	45,533
	Sheep	11,060	8,532
Tasmania	Lambs	5,463	5,168
	Sheep	1,274	77

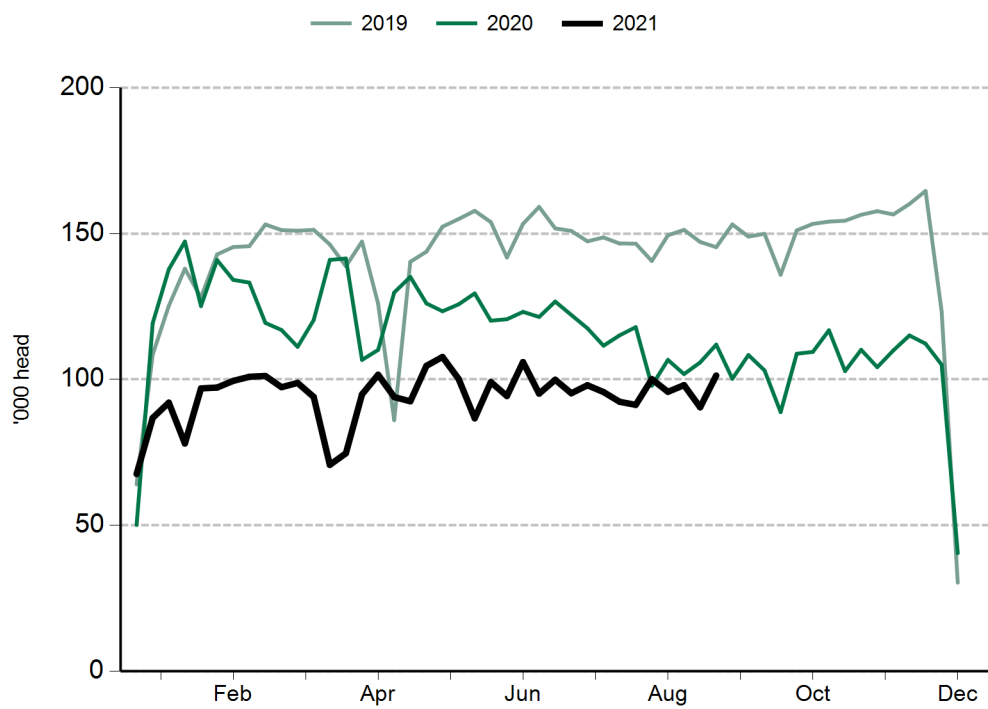


Goat slaughter		10 Sep 2021	18 Sep 2020
Queensland	Goats	7,957	3,142
NSW	Goats	3,128	1,273
Victoria	Goats	13,708	3,418
SA	Goats	2,033	1,025
Tasmania	Goats	nq	nq

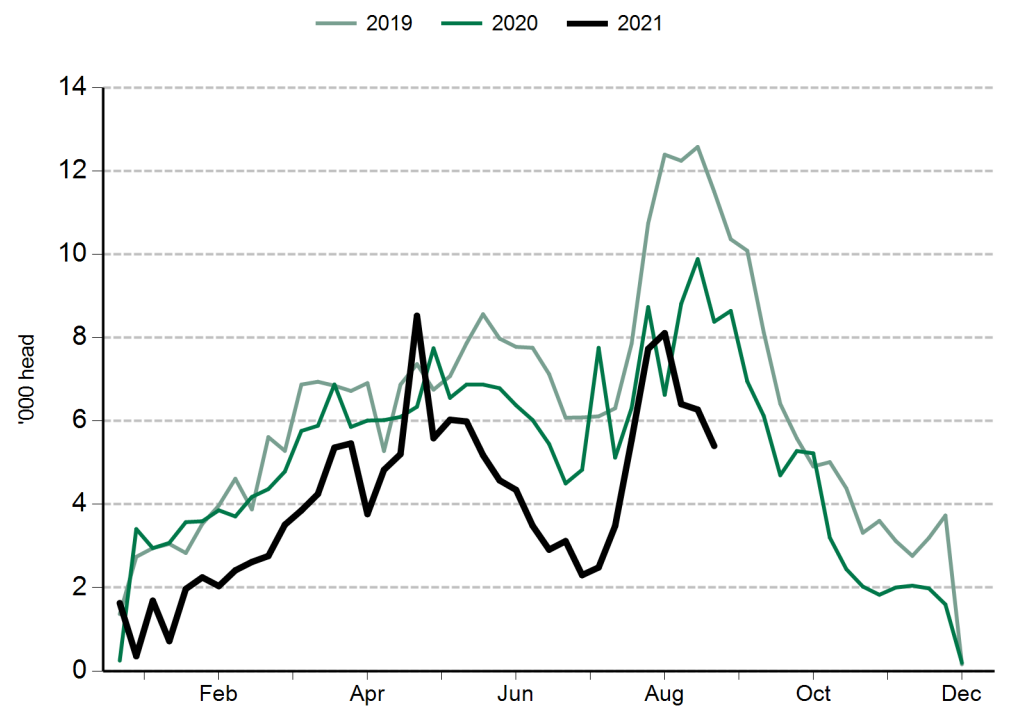
Goat slaughter



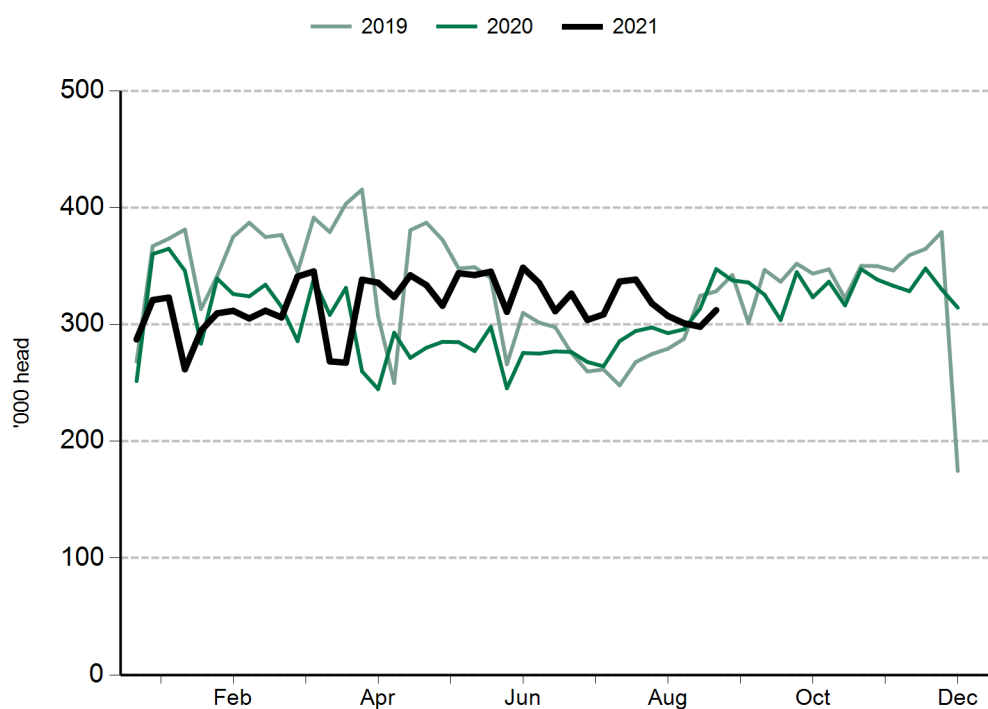
Cattle slaughter



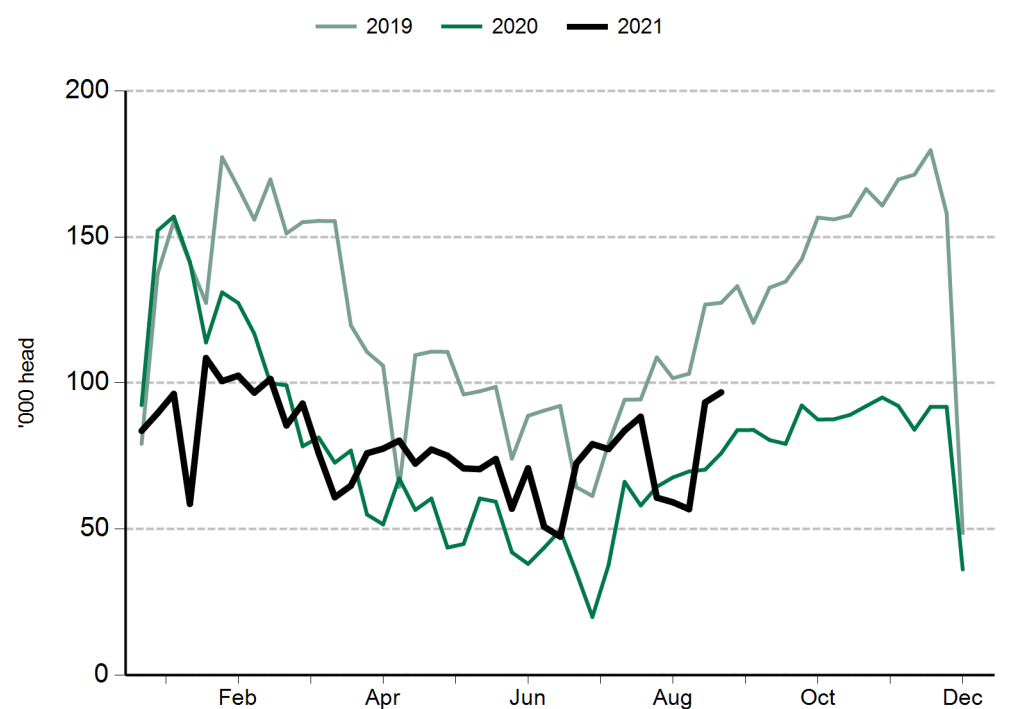
Calf slaughter



Lamb slaughter



Sheep slaughter



**Cattle prices**

National saleyard indicators	Live weight	Muscle/Fat	Unit	21 Sep 2021	22 Sep 2020
Restocker Steer	200-280kg	C2	¢/kg lwt	607	442
Feeder Steer	330-400kg	C2	¢/kg lwt	556	401
Vealer Steer	280-330kg	C2	¢/kg lwt	609	426
			¢/kg cwt	1163	816
Trade Steer	330-400kg	C3	¢/kg lwt	535	403
			¢/kg cwt	987	749
Medium Steer	400-500kg	C3	¢/kg lwt	448	370
			¢/kg cwt	834	698
Heavy Steer	500-600kg	C4	¢/kg lwt	441	370
			¢/kg cwt	801	678
Medium Cow	400-520kg	D3	¢/kg lwt	347	267
			¢/kg cwt	716	550
<b>Eastern Young Cattle Indicator (EYCI)</b>			¢/kg cwt	1033.00	767.5

Eastern states OTH indicators	Carcase weight	Muscle	Unit	25 Sep 2020
Trade steer	240-260kg	A-C	¢/kg cwt	592
Medium steer	260-280kg	A-C	¢/kg cwt	606
Heavy steer	300-400kg	A-C	¢/kg cwt	615
Medium cow	260-280kg	A-E	¢/kg cwt	515
MSA trade steer	240-260kg	A-C	¢/kg cwt	637

Please see Over The Hook Quotes here

Feeder cattle indicators - paddock sales			18 Sep 2020
<b>Domestic</b>			Unit
Steers 280-350kg		¢/kg lwt	409
Heifers 280-350kg		¢/kg lwt	370
<b>Export</b>			Unit
Shortfed 100-120 DOF		¢/kg lwt	374
Mediumfed 120-220 DOF		¢/kg lwt	415
Longfed 220+ DOF		¢/kg lwt	330

State saleyard indicators				Queensland		NSW		Victoria		SA		Tasmania
Category	Live weight	Muscle/Fat	Unit	21 Sep 2021	22 Sep 2020	21 Sep 2021	22 Sep 2020	21 Sep 2021	22 Sep 2020	21 Sep 2021	22 Sep 2020	22 Sep 2020
Restocker Steer	200-280kg	C2	¢/kg lwt	605	442	632	444	620	nq	612	nq	nq
Feeder Steer	330-400kg	C2	¢/kg lwt	546	399	564	408	537	384	539	nq	nq
Vealer Steer	280-330kg	C2	¢/kg lwt	nq	340	625	434	551	380	626	409	nq
			¢/kg cwt	nq	654	1185	821	1014	698	1252	818	nq
Trade Steer	330-400kg	C3	¢/kg lwt	nq	nq	532	410	560	330	539	383	366
			¢/kg cwt	nq	nq	962	749	1018	623	1072	754	654
Medium Steer	400-500kg	C3	¢/kg lwt	424	322	482	369	453	379	479	388	nq
			¢/kg cwt	781	608	893	689	850	698	946	760	nq
Heavy Steer	500-600kg	C4	¢/kg lwt	425	nq	470	370	457	nq	nq	nq	nq
			¢/kg cwt	759	nq	849	678	849	nq	nq	nq	nq
Medium Cow	400-520kg	D3	¢/kg lwt	337	262	370	280	378	272	nq	nq	240
			¢/kg cwt	693	540	773	581	782	538	nq	nq	490

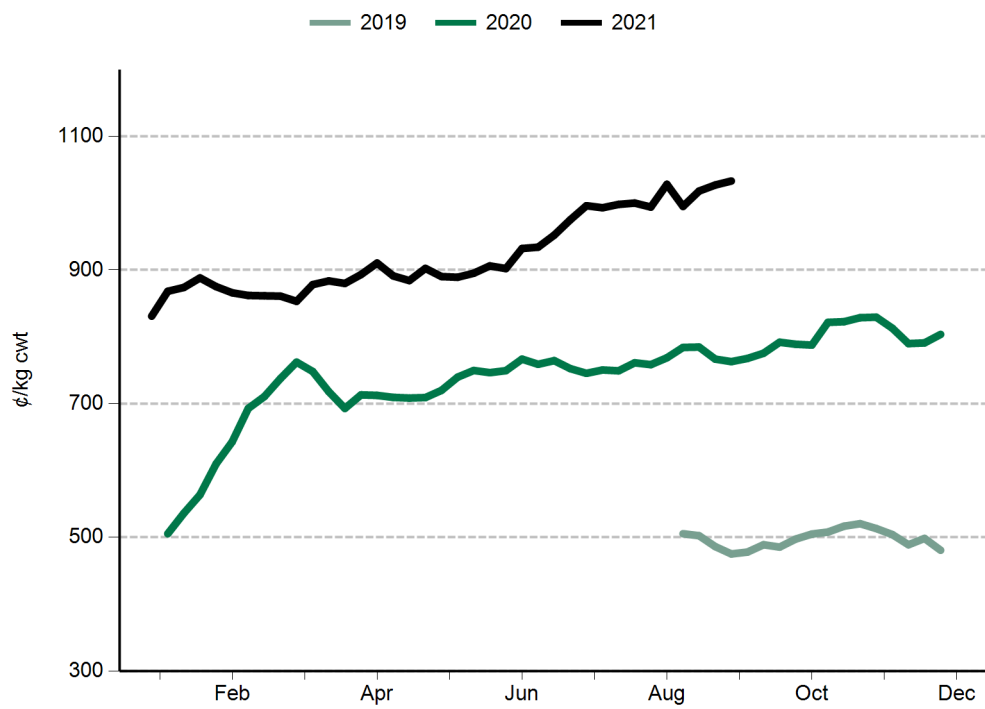
State over-the-hooks indicators				Queensland	NSW	Victoria	SA	Tasmania
Category	Carcase weight	Muscle	Unit	25 Sep 2020	25 Sep 2020	25 Sep 2020	25 Sep 2020	25 Sep 2020
Trade steer	240-260kg	A-C	¢/kg cwt	597	589	644	nq	537
Medium steer	260-280kg	A-C	¢/kg cwt	597	586	634	nq	nq
Heavy steer	300-400kg	A-C	¢/kg cwt	608	596	640	nq	nq
Medium cow	260-280kg	A-E	¢/kg cwt	519	511	509	539	496
MSA trade steer	240-260kg	A-C	¢/kg cwt	623	651	nq	nq	nq

WA saleyard indicators			Unit	21 Sep 2021	22 Sep 2020
WYCI			¢/kg cwt	973	756
Medium Steer			¢/kg lwt	401	369
Medium Cow			¢/kg lwt	317	256

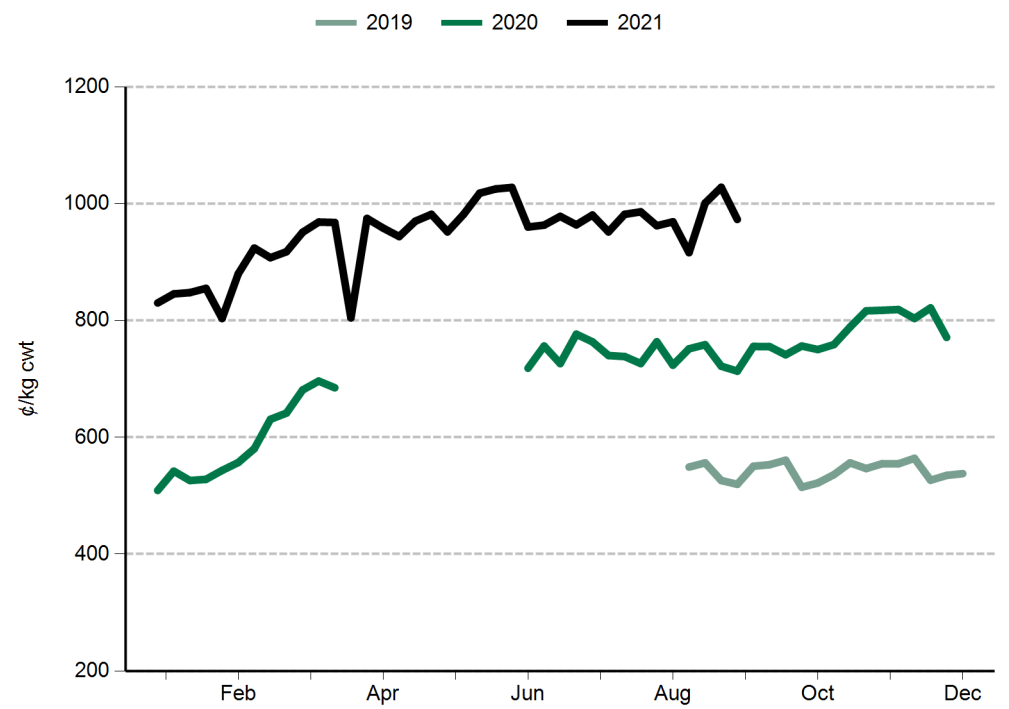
WA over-the-hooks indicators			Unit	25 Sep 2020
Grassfed yearling			¢/kg cwt	565
Grainfed yearling			¢/kg cwt	565
MSA yearling			¢/kg cwt	590

Live Export Price Quotes			Unit	10 Sep 2021	18 Sep 2020
Light Steer	260 - 360 kg	Townsville	¢/kg lwt	nq	340
	260 - 360 kg	Darwin	¢/kg lwt	nq	355
Light Heifer	260 - 360 kg	Townsville	¢/kg lwt	nq	305
	260 - 360 kg	Darwin	¢/kg lwt	nq	320

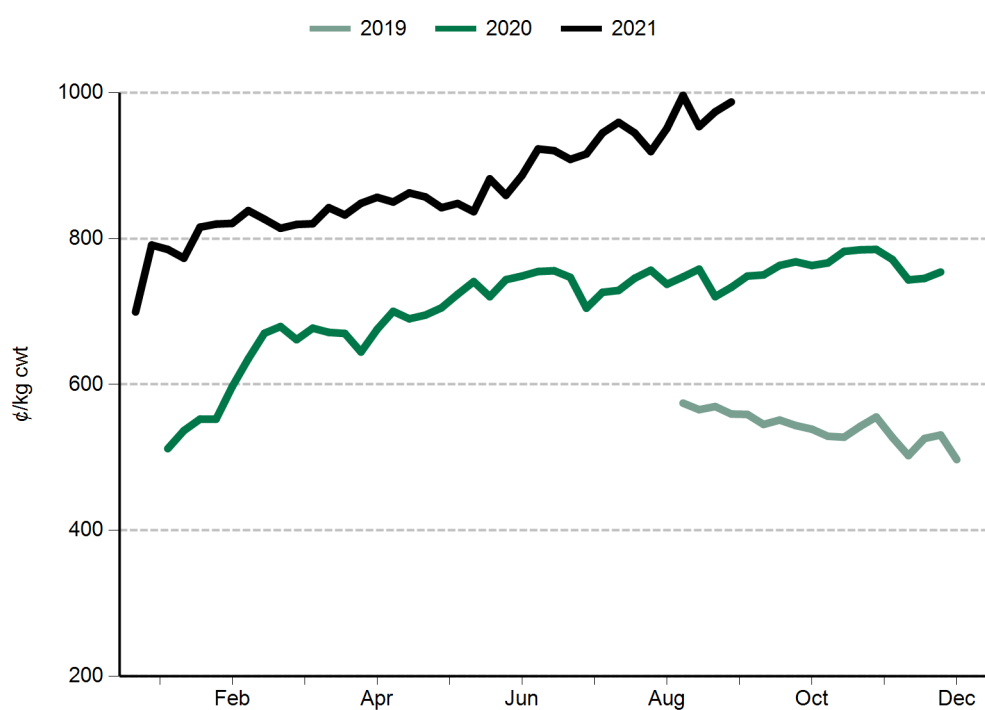
**Eastern Young Cattle Indicator (EYCI)**



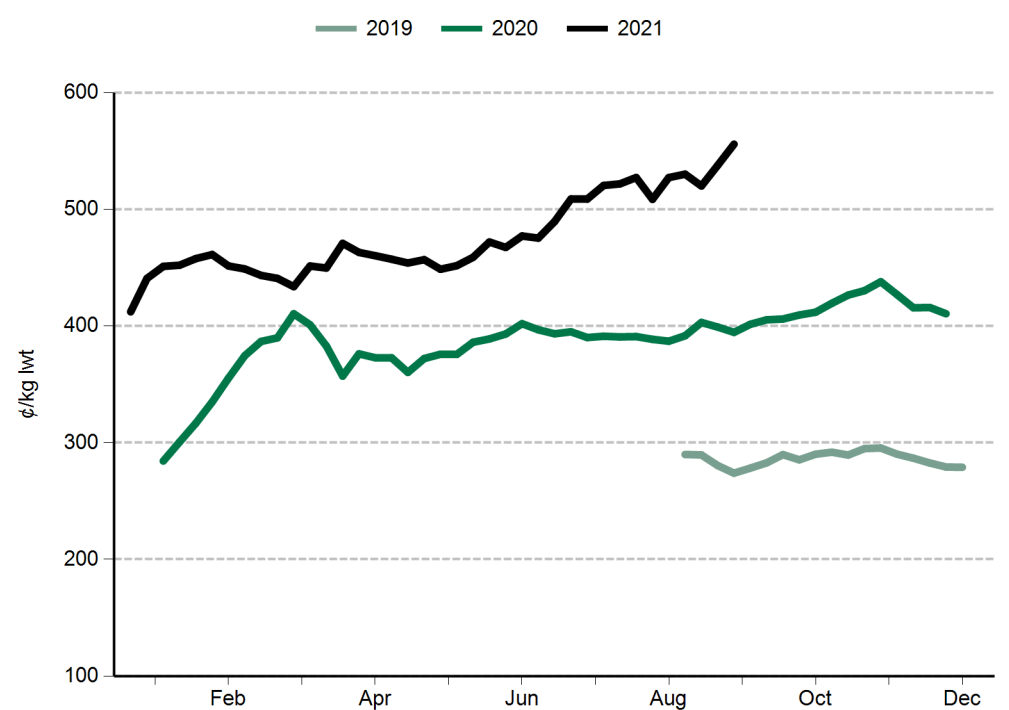
**Western Young Cattle Indicator (WYCI)**



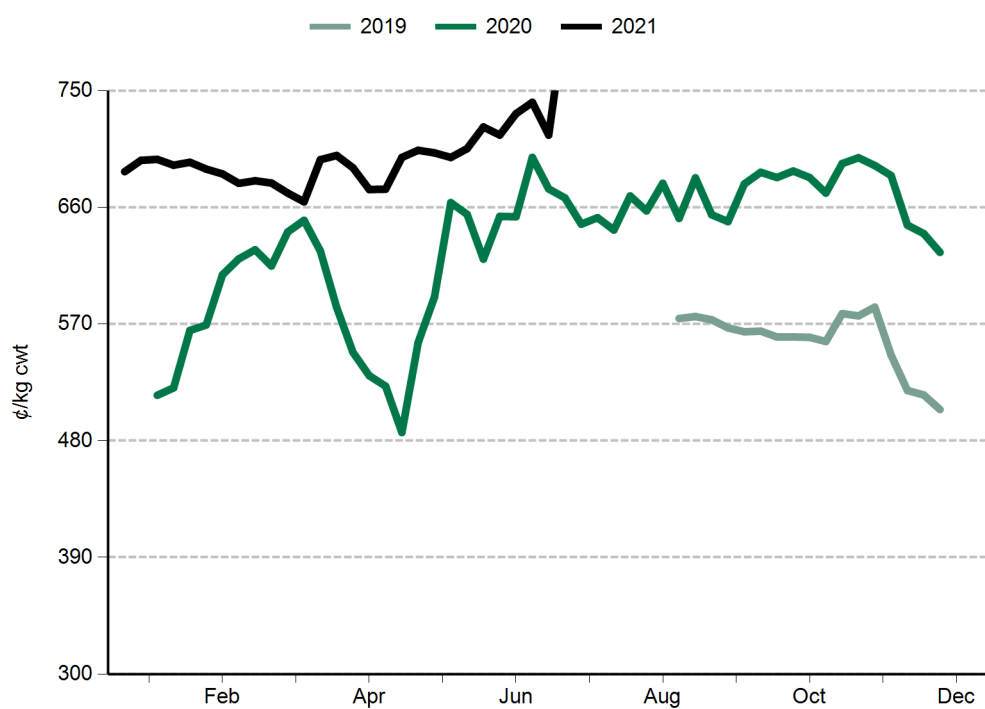
**Trade steer**



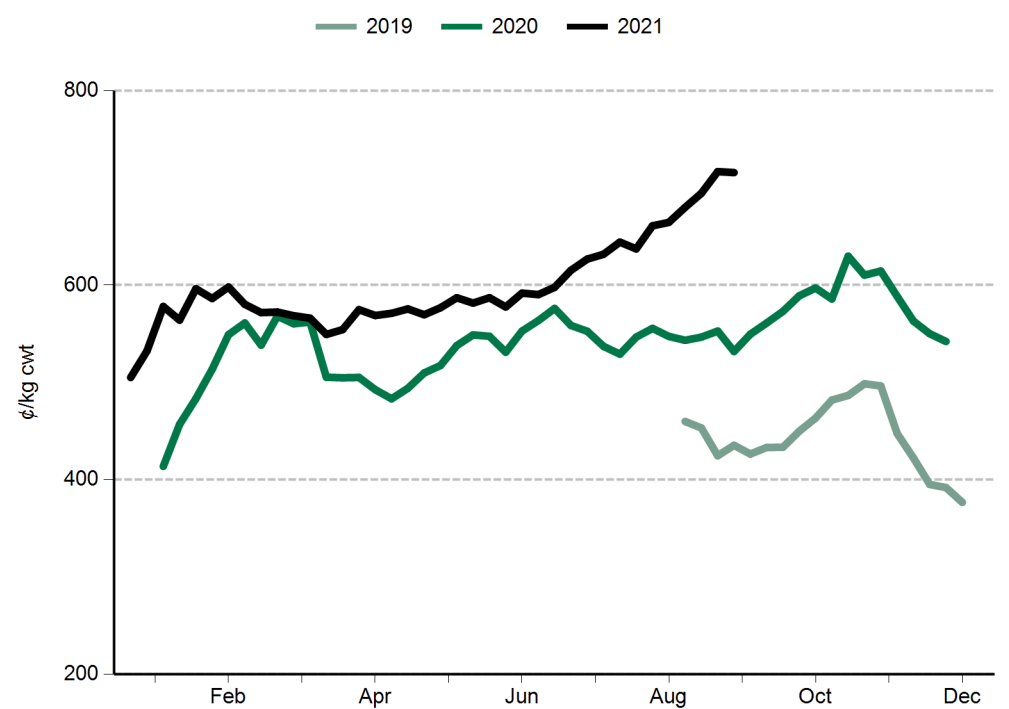
**Feeder steer**



**Heavy steer**



**Medium cow**



#### Sheep and lamb prices

Eastern States Trade Lamb Indicator (¢/kg cwt)	21 Sep 2021	22 Sep 2020
ESTLI	930	717

National saleyard sheep and lamb indicators (¢/kg cwt)		21 Sep 2021	22 Sep 2020
Merino lamb	16-22kg	846	687
Restocker/feeder lamb	0-18kg	973	798
Light lamb	12-18kg	882	715
Trade lamb	18-22kg	920	712
Heavy lamb	22+kg	961	685
Mutton	18-24kg	625	521

National OTH sheep and lamb indicators (¢/kg cwt)		25 Sep 2020
Medium trade lamb	18-20kg	648
Heavy trade lamb	20-22kg	635
Heavy lamb	22-24kg	646
Mutton	18-24kg	529

State saleyard sheep and lamb indicators (¢/kg cwt)		Victoria		NSW		SA		WA		Tasmania	
		21 Sep 2021	22 Sep 2020	21 Sep 2021	22 Sep 2020	21 Sep 2021	22 Sep 2020	21 Sep 2021	22 Sep 2020	21 Sep 2021	22 Sep 2020
Merino lamb	16-22kg	822	670	853	708	878	650	692	600	nq	nq
Restocker/feeder lamb	0-18kg	945	795	996	835	1053	858	700	631	853	773
Light lamb	12-18kg	823	733	914	757	904	702	707	590	795	728
Trade lamb	18-22kg	926	738	931	715	932	685	742	590	963	692
Heavy lamb	22+kg	975	704	964	682	955	658	777	583	981	667
Mutton	18-24kg	620	530	659	601	602	478	542	453	751	554

Over-the-hooks sheep and lamb indicators (¢/kg cwt)		Victoria	NSW	SA	WA	Tasmania
		25 Sep 2020	25 Sep 2020	25 Sep 2020	25 Sep 2020	25 Sep 2020
Medium trade lamb	18-20kg	655	620	647	670	nq
Heavy trade lamb	20-22kg	633	620	617	670	nq
Heavy lamb	22-24kg	655	620	640	670	nq
Mutton	18-24kg	510	525	567	513	nq

Live export price quotes (A\$/head)		22 Sep 2020
Live wether	Muchea	nq

#### Glossary:

**cwt** – carcase weight

**lwt** – live weight

**OTH** – over-the-hooks. Refers to the marketing of cattle/sheep/lambs directly from the farm to an abattoir where a producer is paid for the value of the carcase based on a sliding grid.

**CIF** – Cost, insurance, freight. The quoted price for the goods including freight and insurance costs delivered to final destination.

**C&F** – Cost and freight. Refers to the quoted price for the goods, including freight to the delivery point, but not insurance.

**FAS** – Free alongside ship. Refers to export price quotes where the seller is obliged to pay warehouse services, packing, inland freight and port charges, but not placement of goods onto the ship. The buyer is obliged to pay overseas freight, charges in foreign port, customs duties, quarantine and delivery to final destination. (See also 'FOB').

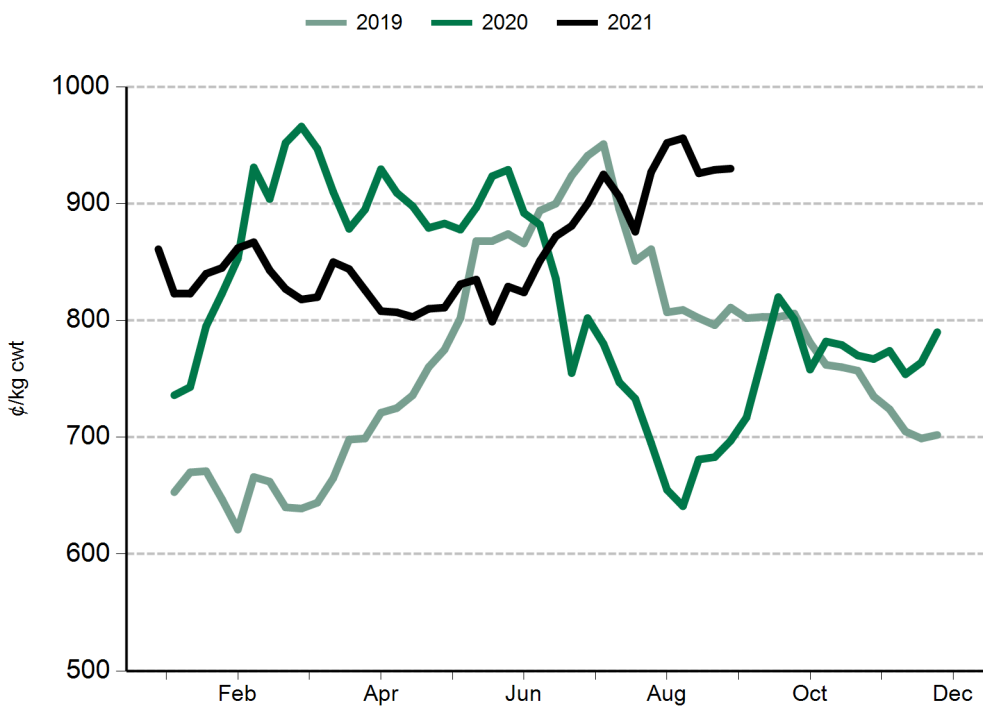
**EYCI** – Eastern Young Cattle Indicator. A seven day rolling average from 24 saleyards across NSW, Victoria and Queensland. It includes vealer and yearling heifers and steers, grade score C2 or C3, with live weight from 200kg.

**WYCI** – Western Young Cattle Indicator. A benchmark of the value of young cattle in WA saleyards. It includes vealer and yearling heifers and steers, grade score C2 or C3, 180kg+ live weight.

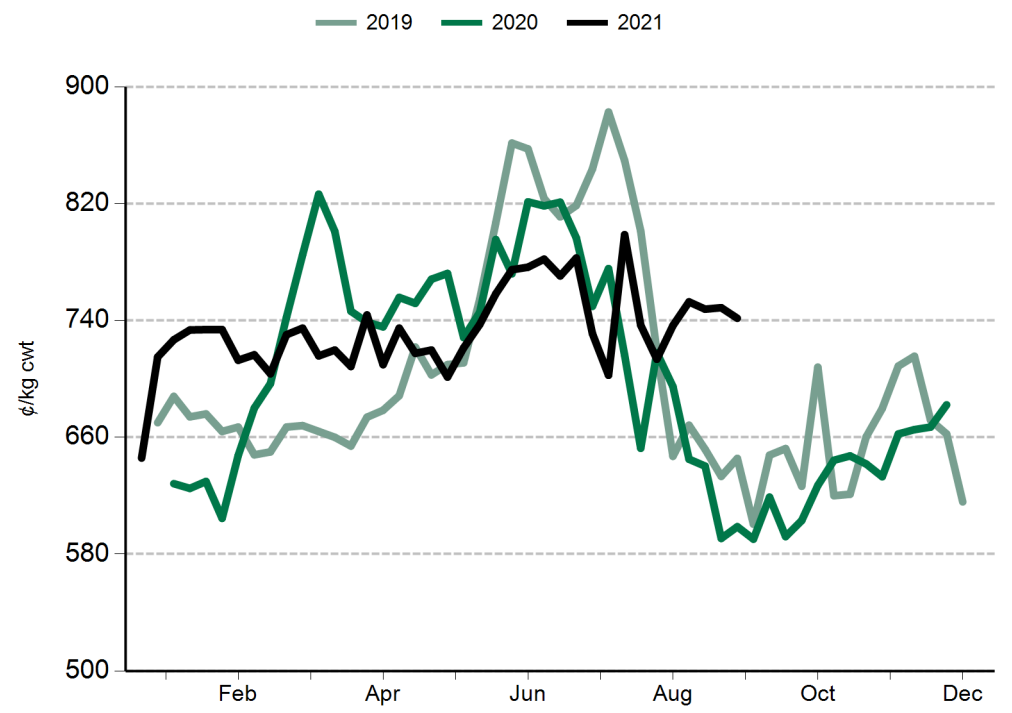
**All data is collected by MLA's NLRS, unless specified otherwise.**



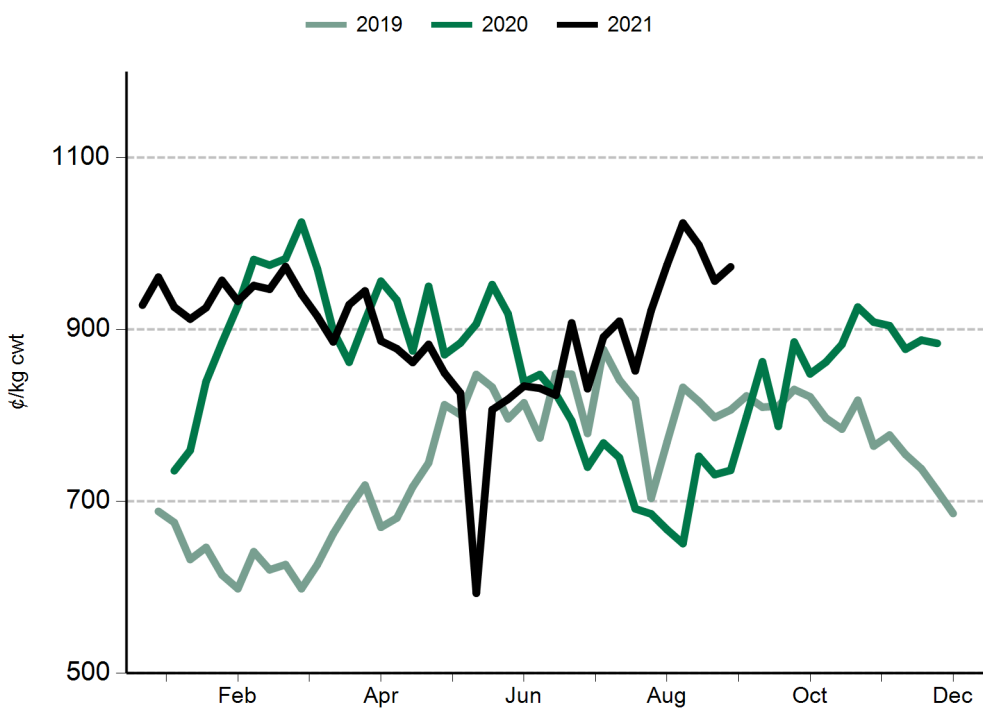
**Eastern States Trade Lamb Indicator (ESTLI)**



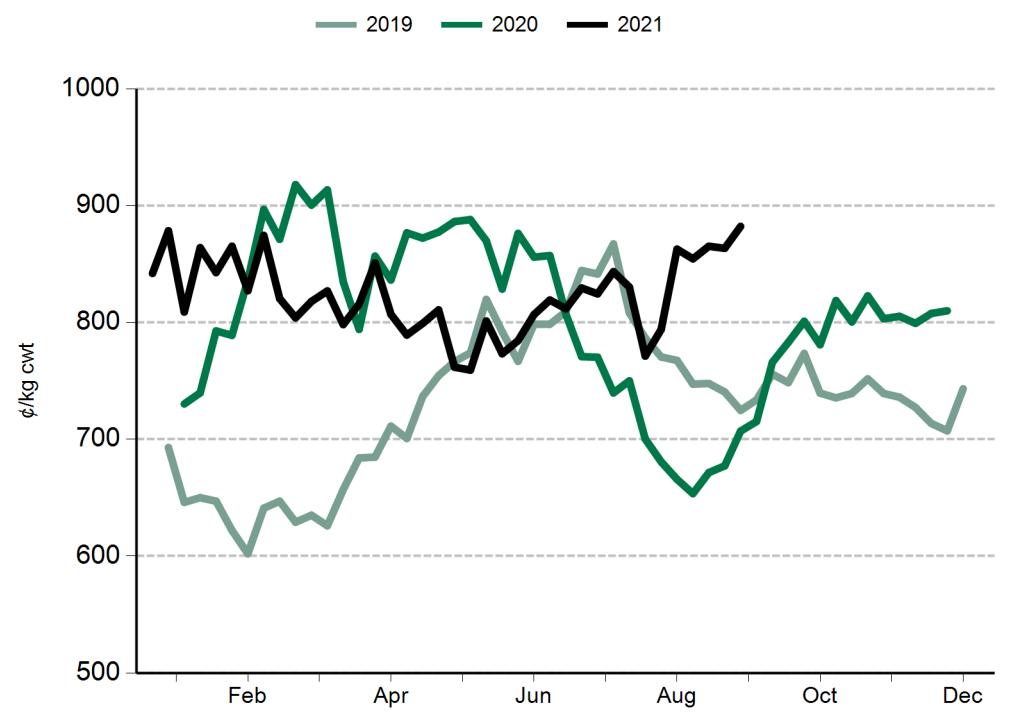
**Western Trade Lamb Indicator (WTLI)**



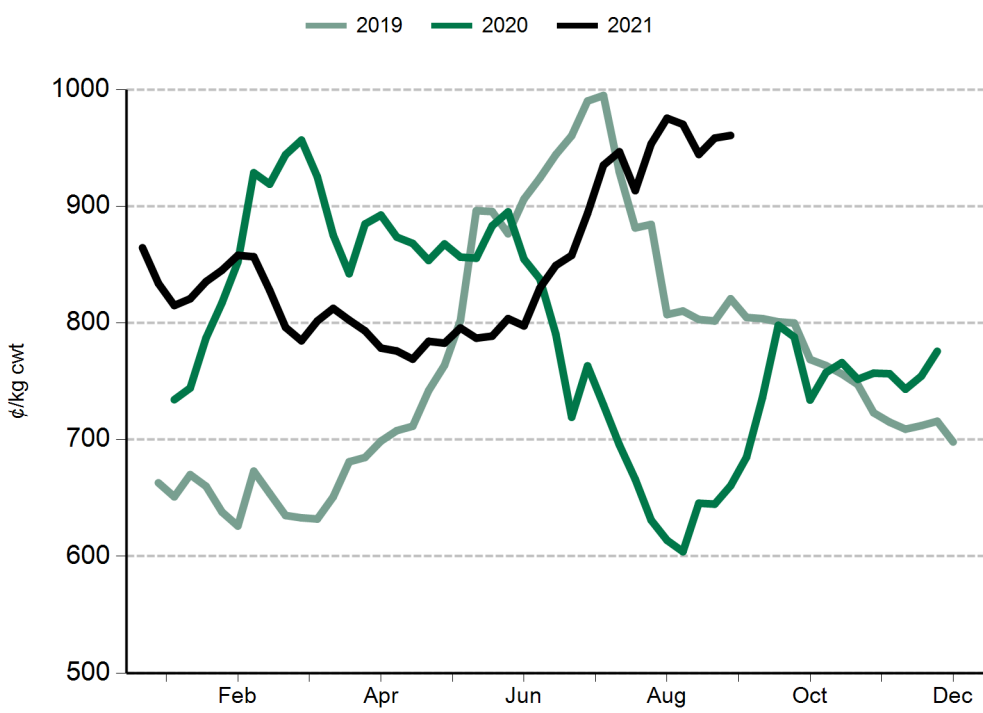
**Restocker lamb**



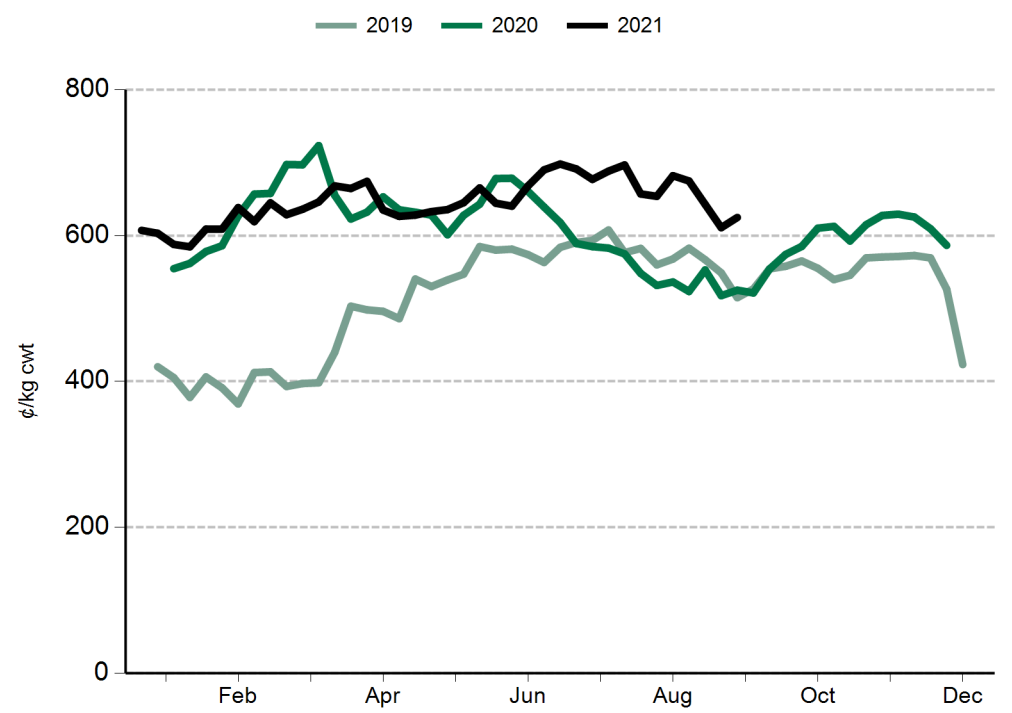
**Light lamb**



**Heavy lamb**



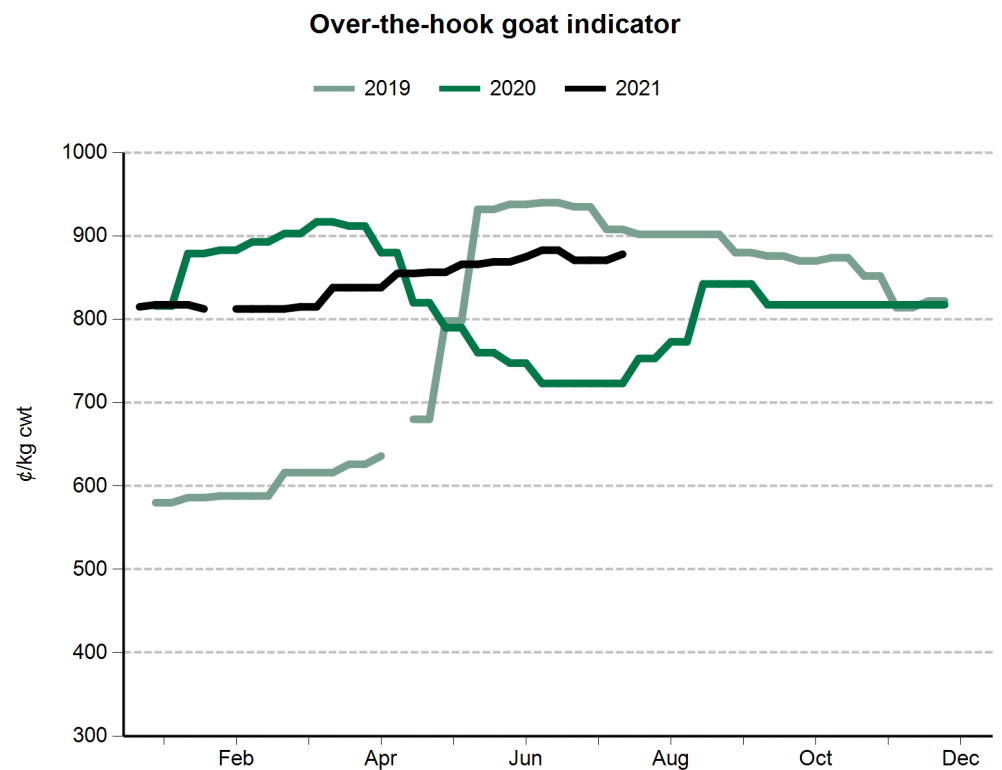
**Mutton**



#### General statistics

Over-the-hooks goat indicators (A¢/kg cwt)	10 Sep 2021	25 Sep 2020
8.1-10kg	867	843
10.1-12kg	887	843
12.1-16kg	887	843
16.1-20kg	911	843
20.1kg+	888	843

Skin indicators - Lambs		18 Sep 2020
2" +	16.1 - 20kg	100
	20.1 - 24kg	188
	24.1kg +	288
1" - 2"	16.1 - 20kg	200
	20.1 - 24kg	50
	24.1kg +	163
0.5" - 1"	16.1 - 20kg	nq
	20.1 - 24kg	nq
	24.1kg +	125
New Season	16.1 - 20kg	nq
	20.1 - 24kg	231
	24.1kg +	313
Skin indicators - Merino sheep (average 25 micron)		
1.5" - 2"	16.1 - 20kg	500
	20.1 - 24kg	725
	24.1kg +	825



Grain prices - Darling Downs (A\$/tonne)	10 Sep 2021	18 Sep 2020
Wheat	325	288
Barley	280	250
Sorghum	nq	298
Grain prices - Riverina (A\$/tonne)		
Wheat	nq	263
Barley	nq	218

Source: Profarmer Australia

PLEASE NOTE

MLA no longer reports on fodder prices, tallow prices or the EMI on a weekly basis.

These can be accessed separately through these links:

- [Fodder prices \(Dairy Australia\)](#)
- [Tallow prices \(MLA monthly co-product report\)](#)
- [EMI \(AWEX\)](#)

US imported beef prices (CIF)		10 Sep 2021	18 Sep 2020
Bull 95CL	US¢/lb	290.0	247.5
	A¢/kg	872.9	748.7
Cow 90CL	US¢/lb	271.5	219.0
	A¢/kg	817.2	662.5
CC/CF 85CL	US¢/lb	250.0	198.5
	A¢/kg	752.5	600.5
Shank 90CL	US¢/lb	272.5	222.0
	A¢/kg	820.2	671.6
Trim 85CL	US¢/lb	249.0	197.5
	A¢/kg	749.5	597.4
Trim 80CL	US¢/lb	231.0	188.0
	A¢/kg	695.3	568.7
Trim 75CL	US¢/lb	175.0	175.0
	A¢/kg	526.7	529.4
Trim 65CL	US¢/lb	nq	nq
	A¢/kg	nq	nq
Outside flats	US¢/lb	nq	nq
	A¢/kg	nq	nq
Knuckles	US¢/lb	280.0	272.5
	A¢/kg	842.8	824.3
Inside cap off	US¢/lb	362.5	290.0
	A¢/kg	1091.1	877.3

Source: Steiner Consulting Group

