

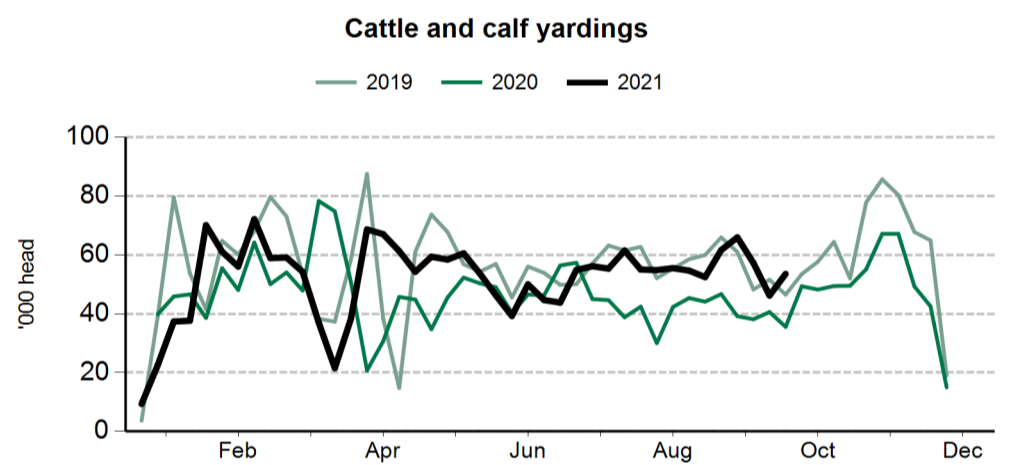
The following weekly statistical summary includes the following information:

- **Livestock movements**.....pages 1-2
 - Cattle yardings
 - Sheep yardings
 - Cattle slaughter
 - Sheep, lamb and goat slaughter
- **Cattle price indicators**.....pages 3-4
 - Saleyard indicators
 - Over-the-hook indicators
 - Live export indicators
- **Sheep and lamb indicators**.....pages 5-6
 - Saleyard indicators
 - Over-the-hook indicators
 - Live export indicators
- **General statistics**.....page 7
 - Over-the-hook goat indicators
 - Skin price indicators
 - Weekly US imported beef indicators

Cattle movements

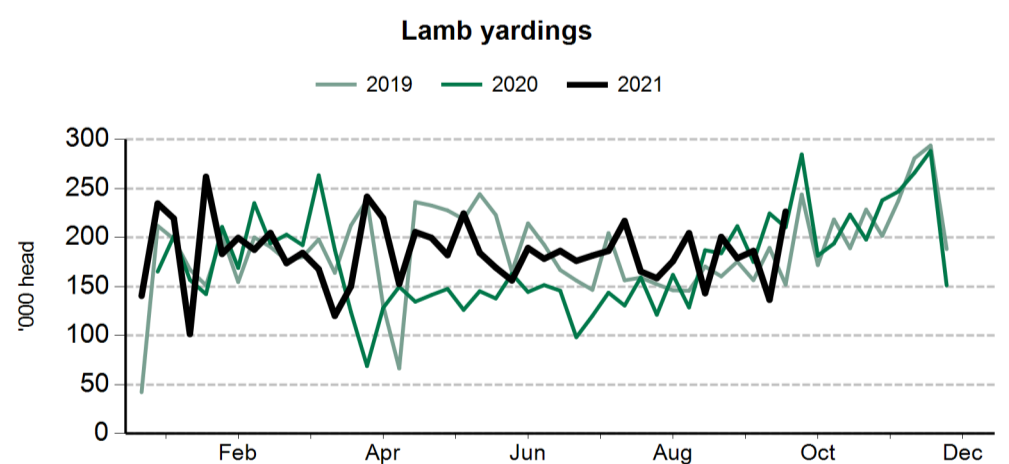
Cattle saleyard throughput		15 Oct 2021	8 Oct 2021	16 Oct 2020
Queensland	Cattle	6,027	16,664	20,467
NSW	Cattle	9,584	14,394	17,686
Victoria	Cattle	3,035	6,054	6,226
SA	Cattle	1,353	1,929	2,005
WA	Cattle	2,000	2,572	2,927
Tasmania	Cattle	70	60	31

Cattle slaughter		8 Oct 2021	16 Oct 2020
Queensland	Cattle	48,871	54,475
	Calves	5	88
NSW	Cattle	27,788	29,846
	Calves	23	1,076
Victoria	Cattle	12,365	17,222
	Calves	1,207	3,000
SA	Cattle	2,471	3,296
	Calves	5	9
Tasmania	Cattle	3,847	3,944
	Calves	1,458	1,107

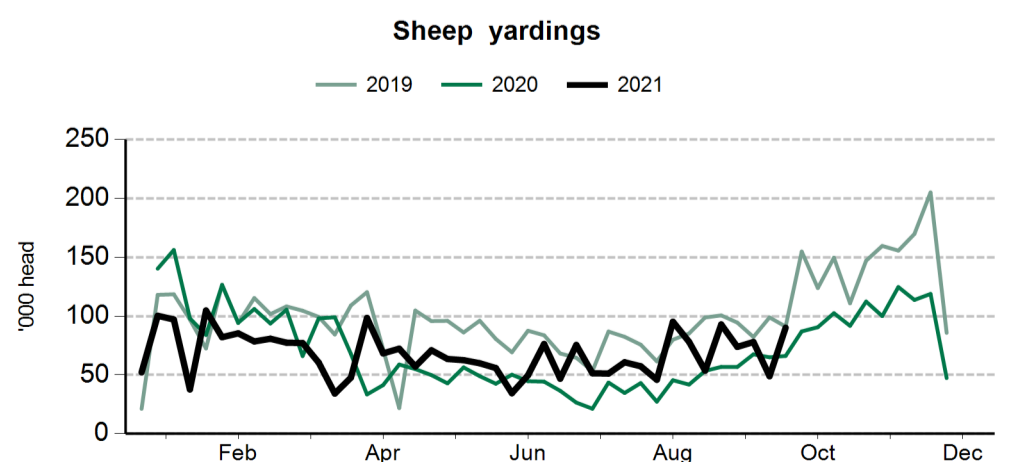


Smallstock movements

Sheep and lamb saleyard throughput		15 Oct 2021	8 Oct 2021	16 Oct 2020
NSW	Lambs	43,100	128,439	170,123
	Sheep	11,670	46,580	47,997
Victoria	Lambs	34,274	51,614	75,937
	Sheep	11,013	25,587	21,810
SA	Lambs	25,713	18,550	28,622
	Sheep	7,722	7,261	5,701
WA	Lambs	8,000	8,510	8,000
	Sheep	5,000	9,832	10,862
Tasmania	Lambs	nq	18,550	1,370
	Sheep	nq	591	500

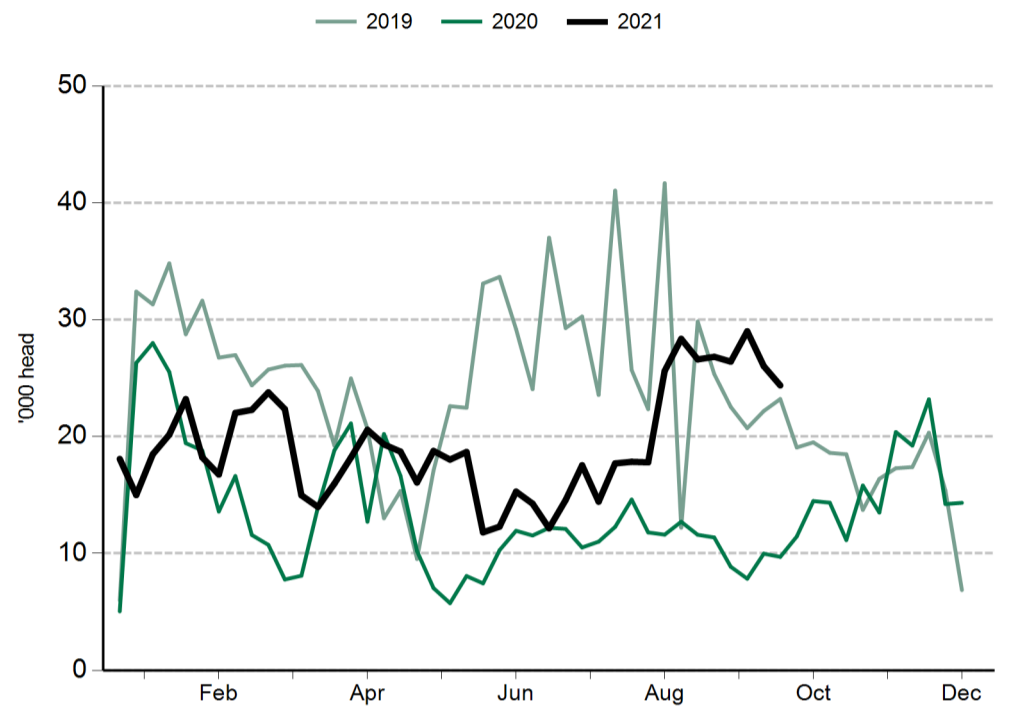


Sheep and lamb slaughter		8 Oct 2021	16 Oct 2020
Queensland	Lambs	300	273
	Sheep	1,679	596
NSW	Lambs	105,321	105,851
	Sheep	45,723	46,093
Victoria	Lambs	148,102	180,491
	Sheep	39,778	35,486
SA	Lambs	50,801	52,799
	Sheep	9,844	9,601
Tasmania	Lambs	6,094	5,341
	Sheep	718	490

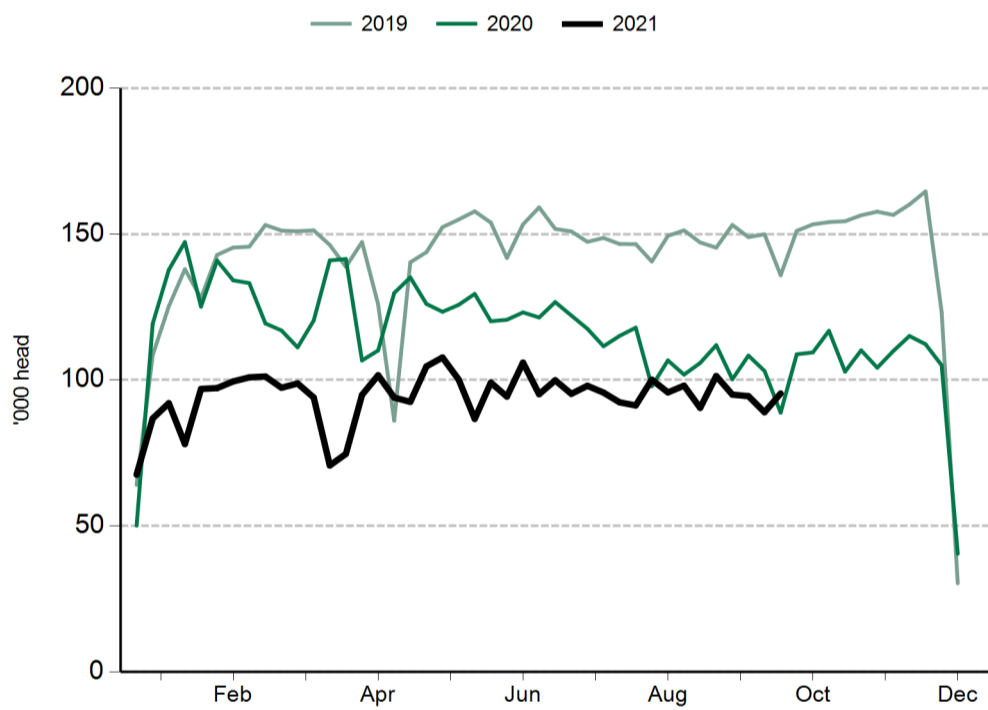


Goat slaughter		8 Oct 2021	16 Oct 2020
Queensland	Goats	8,271	5,758
NSW	Goats	1,617	1,044
Victoria	Goats	10,822	4,614
SA	Goats	3,668	33
Tasmania	Goats	nq	nq

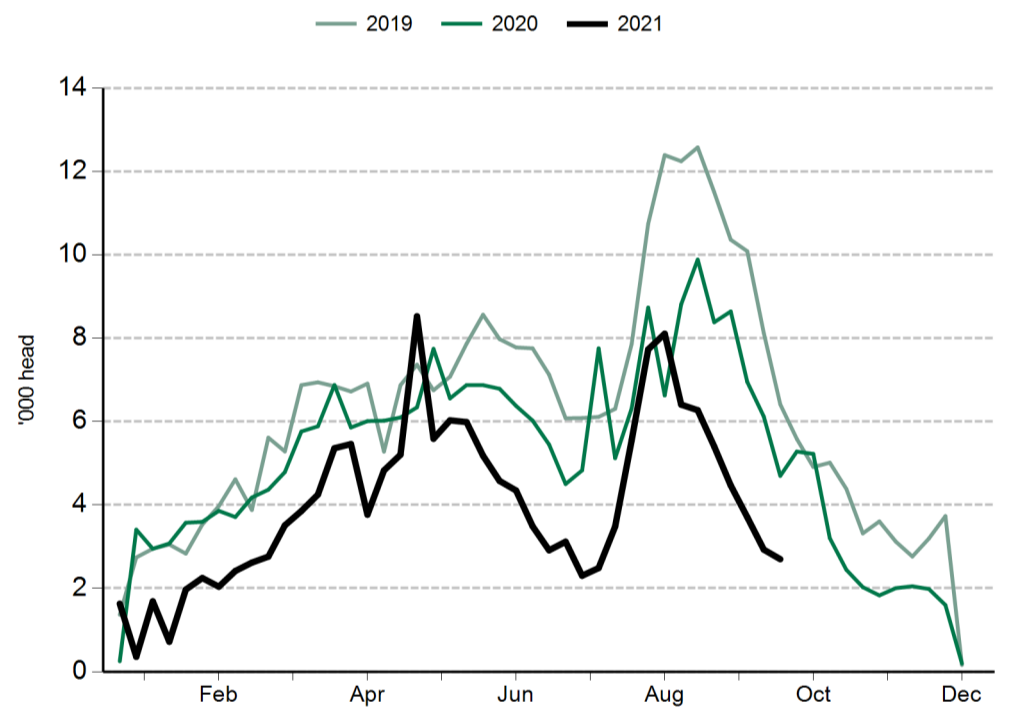
Goat slaughter



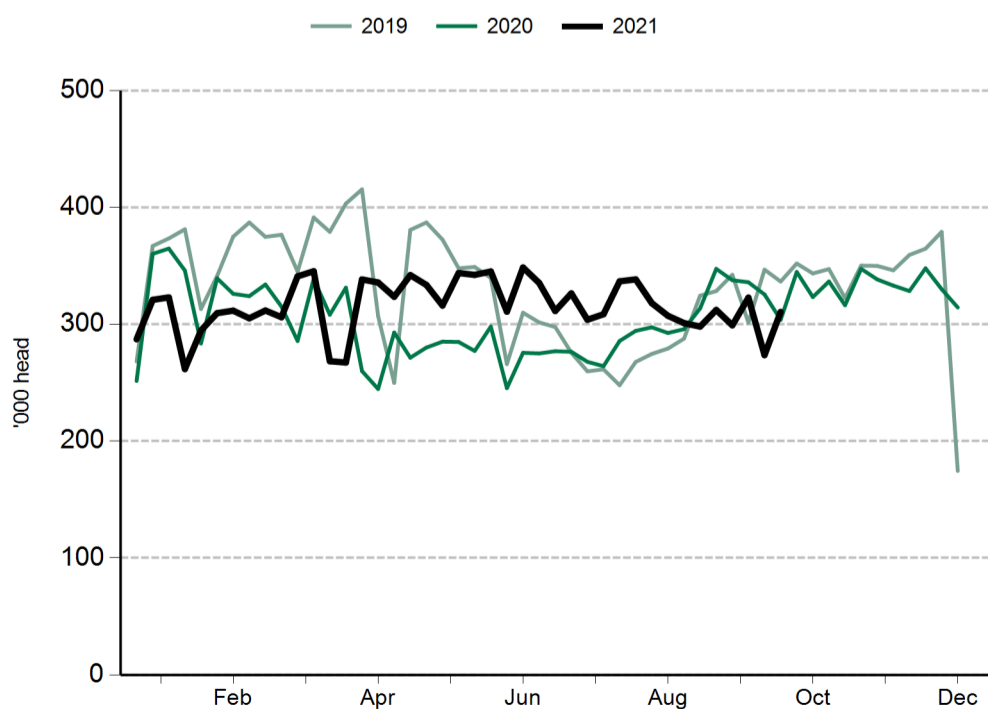
Cattle slaughter



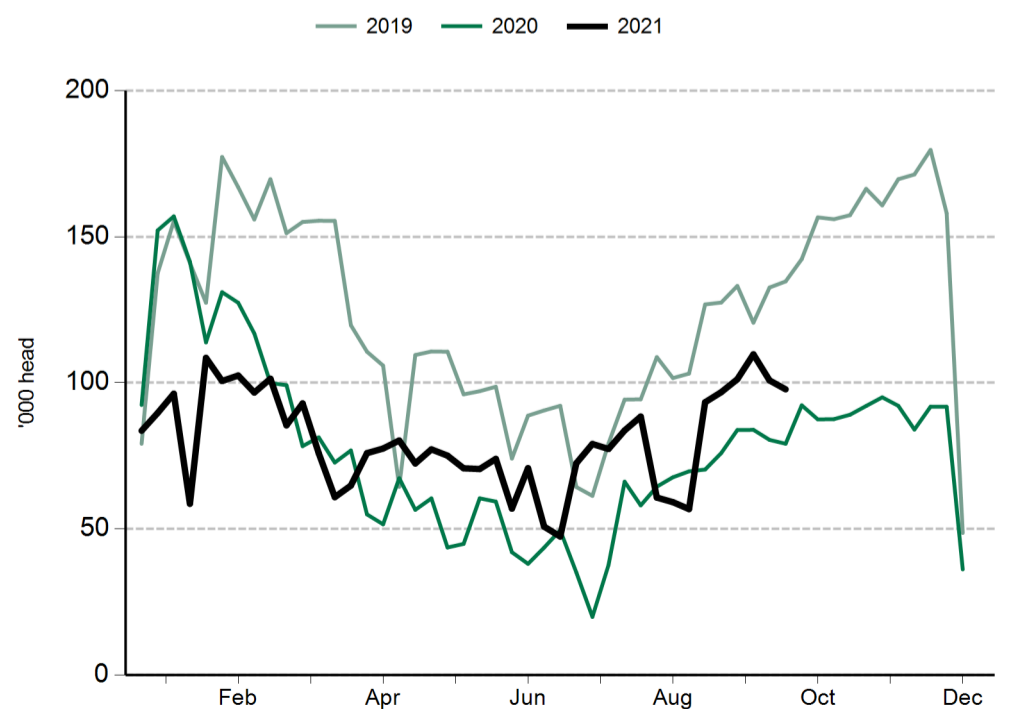
Calf slaughter



Lamb slaughter



Sheep slaughter



Cattle prices

National saleyard indicators	Live weight	Muscle/Fat	Unit	19 Oct 2021	20 Oct 2020
Restocker Steer	200-280kg	C2	¢/kg lwt	645	471
Feeder Steer	330-400kg	C2	¢/kg lwt	563	412
Vealer Steer	280-330kg	C2	¢/kg lwt	665	436
			¢/kg cwt	1266	831
Trade Steer	330-400kg	C3	¢/kg lwt	547	411
			¢/kg cwt	1021	763
Medium Steer	400-500kg	C3	¢/kg lwt	464	369
			¢/kg cwt	872	694
Heavy Steer	500-600kg	C4	¢/kg lwt	445	376
			¢/kg cwt	817	683
Medium Cow	400-520kg	D3	¢/kg lwt	353	290
			¢/kg cwt	724	597
Eastern Young Cattle Indicator (EYCI)			¢/kg cwt	1065.00	787.5

Eastern states OTH indicators	Carcase weight	Muscle	Unit	15 Oct 2021	23 Oct 2020
Trade steer	240-260kg	A-C	¢/kg cwt	724	609
Medium steer	260-280kg	A-C	¢/kg cwt	727	635
Heavy steer	300-400kg	A-C	¢/kg cwt	735	644
Medium cow	260-280kg	A-E	¢/kg cwt	637	531
MSA trade steer	240-260kg	A-C	¢/kg cwt	752	660

Feeder cattle indicators - paddock sales	Unit	16 Oct 2020
Domestic		
Steers 280-350kg	¢/kg lwt	406
Heifers 280-350kg	¢/kg lwt	368
Export		
Shortfed 100-120 DOF	¢/kg lwt	386
Mediumfed 120-220 DOF	¢/kg lwt	415
Longfed 220+ DOF	¢/kg lwt	330

State saleyard indicators				Queensland		NSW		Victoria		SA		Tasmania	
Category	Live weight	Muscle/Fat	Unit	19 Oct 2021	20 Oct 2020	19 Oct 2021	20 Oct 2020	19 Oct 2021	20 Oct 2020	19 Oct 2021	20 Oct 2020	19 Oct 2021	20 Oct 2020
Restocker Steer	200-280kg	C2	¢/kg lwt	636	473	706	454	573	457	600	nq	nq	nq
Feeder Steer	330-400kg	C2	¢/kg lwt	552	415	573	407	546	404	nq	nq	nq	nq
Vealer Steer	280-330kg	C2	¢/kg lwt	nq	372	690	447	516	424	540	440	nq	nq
			¢/kg cwt	nq	715	1311	840	938	785	1039	879	nq	nq
Trade Steer	330-400kg	C3	¢/kg lwt	nq	386	566	417	494	409	535	384	nq	nq
			¢/kg cwt	nq	721	1045	767	925	769	1018	768	nq	nq
Medium Steer	400-500kg	C3	¢/kg lwt	422	357	498	376	nq	362	507	372	nq	nq
			¢/kg cwt	804	673	922	700	nq	689	1015	750	nq	nq
Heavy Steer	500-600kg	C4	¢/kg lwt	412	376	461	377	nq	374	470	nq	nq	nq
			¢/kg cwt	755	672	837	685	nq	693	855	nq	nq	nq
Medium Cow	400-520kg	D3	¢/kg lwt	358	291	365	295	384	296	nq	270	338	nq
			¢/kg cwt	737	602	752	610	786	588	nq	540	638	nq

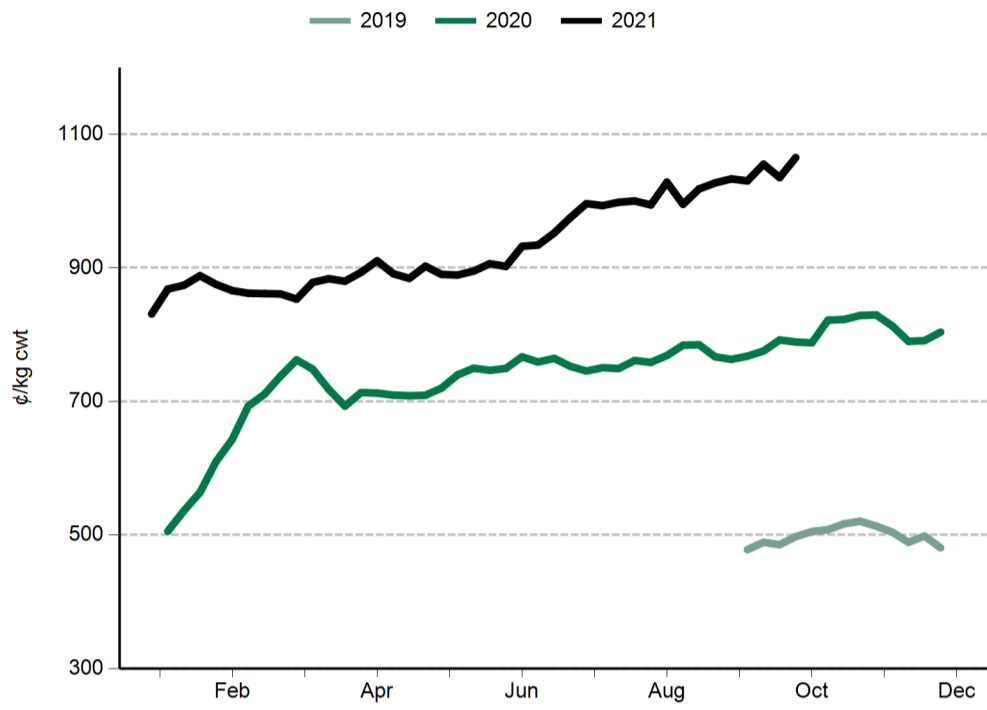
State over-the-hooks indicators				Queensland		NSW		Victoria		SA		Tasmania	
Category	Carcase weight	Muscle	Unit	15 Oct 2021	23 Oct 2020	15 Oct 2021	23 Oct 2020	15 Oct 2021	23 Oct 2020	23 Oct 2020	15 Oct 2021	23 Oct 2020	
Trade steer	240-260kg	A-C	¢/kg cwt	729	648	707	612	784	660	nq	676	517	
Medium steer	260-280kg	A-C	¢/kg cwt	721	643	704	611	774	652	nq	710	nq	
Heavy steer	300-400kg	A-C	¢/kg cwt	731	653	717	621	781	658	nq	710	nq	
Medium cow	260-280kg	A-E	¢/kg cwt	667	556	637	533	629	512	558	615	497	
MSA trade steer	240-260kg	A-C	¢/kg cwt	736	661	768	659	nq	nq	nq	nq	nq	

WA saleyard indicators	Unit	19 Oct 2021	20 Oct 2020
WYCI	¢/kg cwt	1048	750
Medium Steer	¢/kg lwt	468	347
Medium Cow	¢/kg lwt	298	256

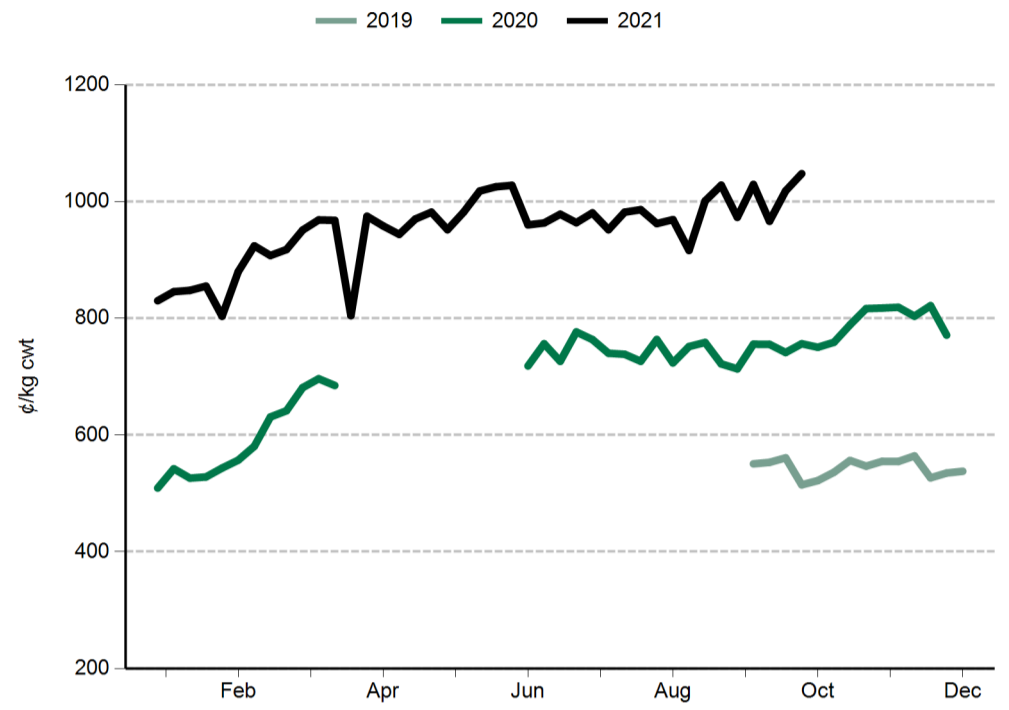
WA over-the-hooks indicators	Unit	23 Oct 2020
Grassfed yearling	¢/kg cwt	665
Grainfed yearling	¢/kg cwt	665
MSA yearling	¢/kg cwt	670

Live Export Price Quotes			Unit	8 Oct 2021	16 Oct 2020
Light Steer	260 - 360 kg	Townsville	¢/kg lwt	nq	nq
	260 - 360 kg	Darwin	¢/kg lwt	nq	355
Light Heifer	260 - 360 kg	Townsville	¢/kg lwt	nq	nq
	260 - 360 kg	Darwin	¢/kg lwt	nq	320

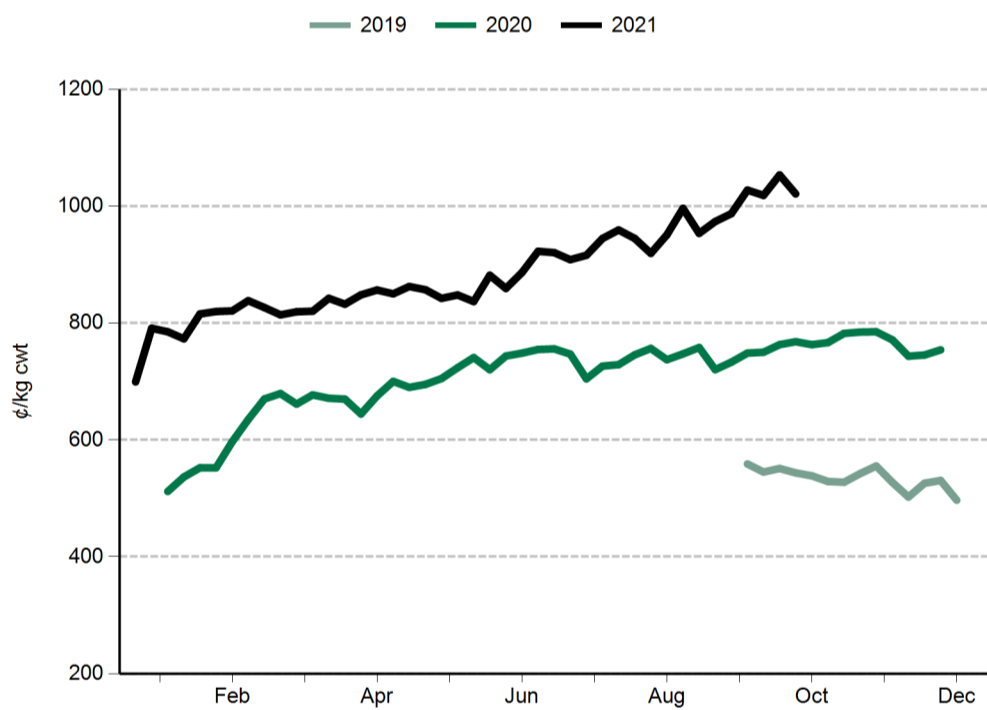
Eastern Young Cattle Indicator (EYCI)



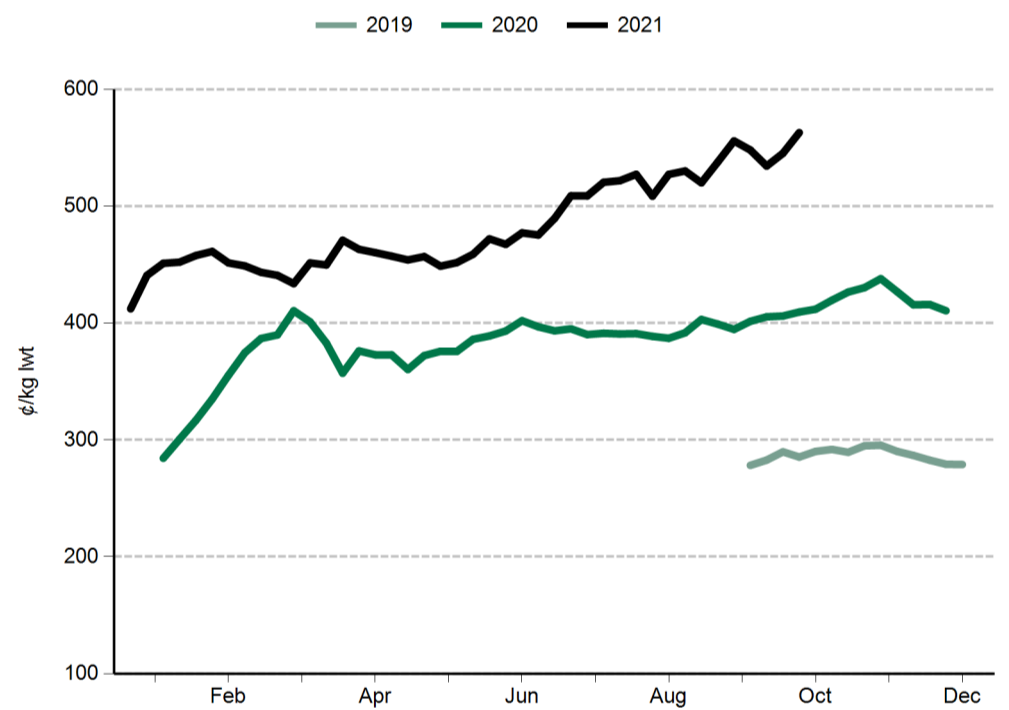
Western Young Cattle Indicator (WYCI)



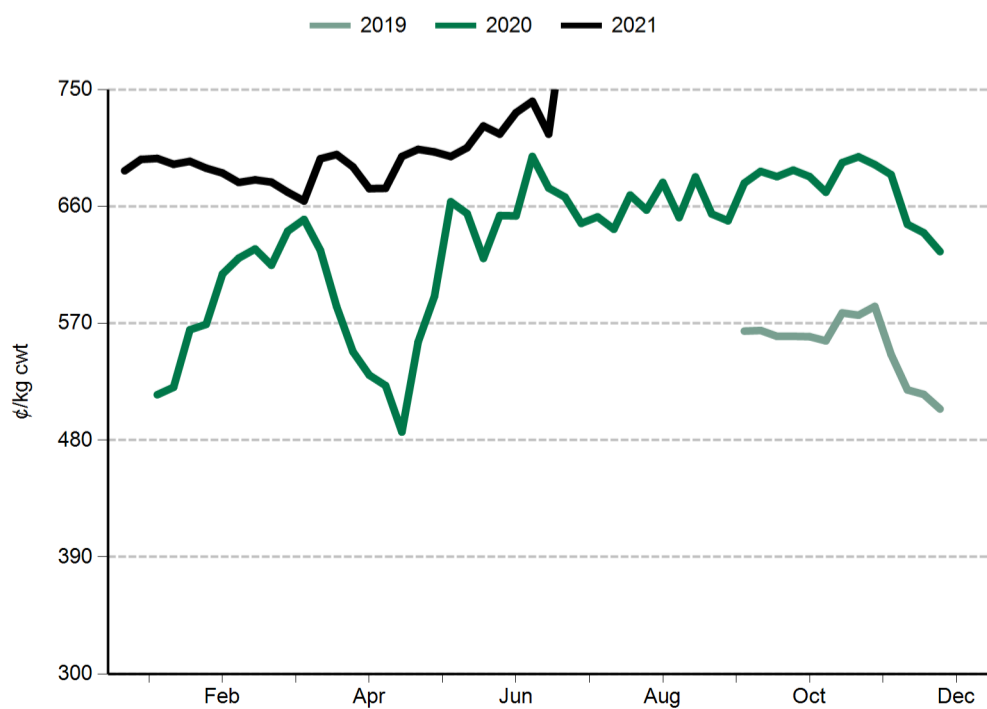
Trade steer



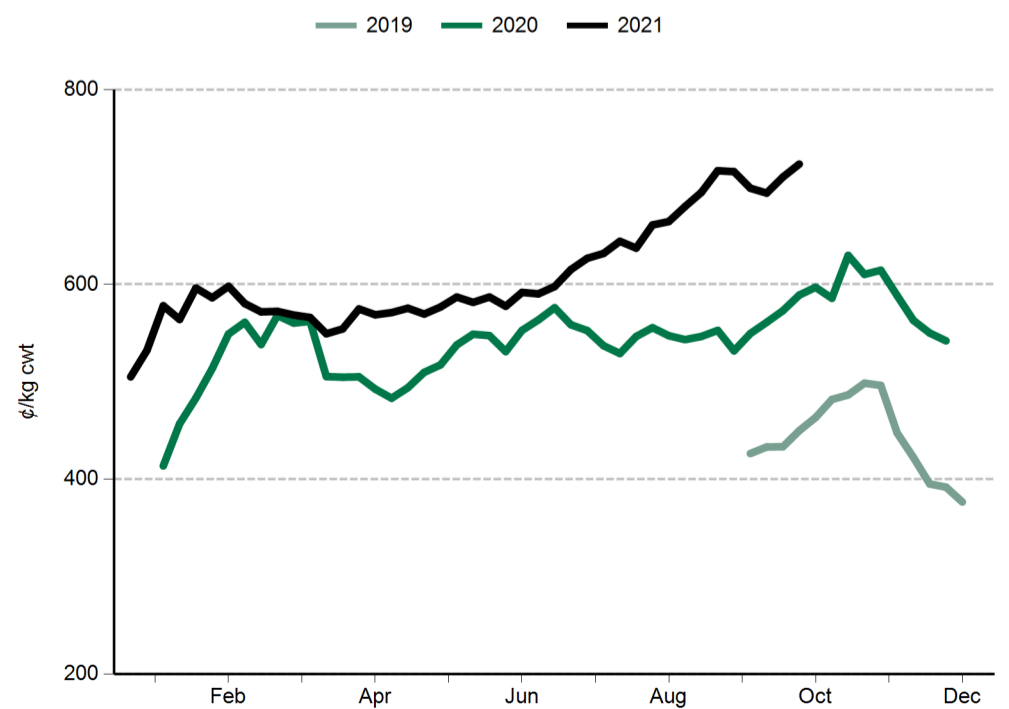
Feeder steer



Heavy steer



Medium cow



Sheep and lamb prices

Eastern States Trade Lamb Indicator (¢/kg cwt)	19 Oct 2021	20 Oct 2020
ESTLI	895	758

National saleyard sheep and lamb indicators (¢/kg cwt)		19 Oct 2021	20 Oct 2020
Merino lamb	16-22kg	791	735
Restocker/feeder lamb	0-18kg	951	848
Light lamb	12-18kg	875	781
Trade lamb	18-22kg	883	748
Heavy lamb	22+kg	900	734
Mutton	18-24kg	589	610

National OTH sheep and lamb indicators (¢/kg cwt)		15 Oct 2021	23 Oct 2020
Medium trade lamb	18-20kg	765	696
Heavy trade lamb	20-22kg	779	696
Heavy lamb	22-24kg	778	699
Mutton	18-24kg	619	526

State saleyard sheep and lamb indicators (¢/kg cwt)		Victoria		NSW		SA		WA		Tasmania	
		19 Oct 2021	20 Oct 2020	19 Oct 2021	20 Oct 2020	19 Oct 2021	20 Oct 2020	19 Oct 2021	20 Oct 2020	19 Oct 2021	20 Oct 2020
Merino lamb	16-22kg	754	724	796	750	818	716	773	594	nq	nq
Restocker/feeder lamb	0-18kg	920	815	1017	902	983	902	812	614	nq	nq
Light lamb	12-18kg	836	777	873	821	939	832	805	654	796	nq
Trade lamb	18-22kg	878	740	904	779	888	727	728	627	838	nq
Heavy lamb	22+kg	895	727	907	744	877	704	719	622	920	nq
Mutton	18-24kg	588	629	619	654	540	622	548	504	691	nq

Over-the-hooks sheep and lamb indicators (¢/kg cwt)		Victoria		NSW		SA		WA		Tasmania	
		15 Oct 2021	23 Oct 2020	15 Oct 2021	23 Oct 2020	15 Oct 2021	23 Oct 2020	15 Oct 2021	23 Oct 2020	15 Oct 2021	23 Oct 2020
Medium trade lamb	18-20kg	833	703	574	665	860	747	793	670	nq	nq
Heavy trade lamb	20-22kg	833	703	630	665	860	747	793	670	nq	nq
Heavy lamb	22-24kg	832	710	626	665	860	750	793	670	nq	nq
Mutton	18-24kg	625	555	630	505	nq	533	603	513	nq	nq

Live export price quotes (A\$/head)		12 Oct 2021	20 Oct 2020
Live wether	Muchea	nq	nq

Glossary:

cwt – carcase weight

lwt – live weight

OTH – over-the-hooks. Refers to the marketing of cattle/sheep/lambs directly from the farm to an abattoir where a producer is paid for the value of the carcase based on a sliding grid.

CIF – Cost, insurance, freight. The quoted price for the goods including freight and insurance costs delivered to final destination.

C&F – Cost and freight. Refers to the quoted price for the goods, including freight to the delivery point, but not insurance.

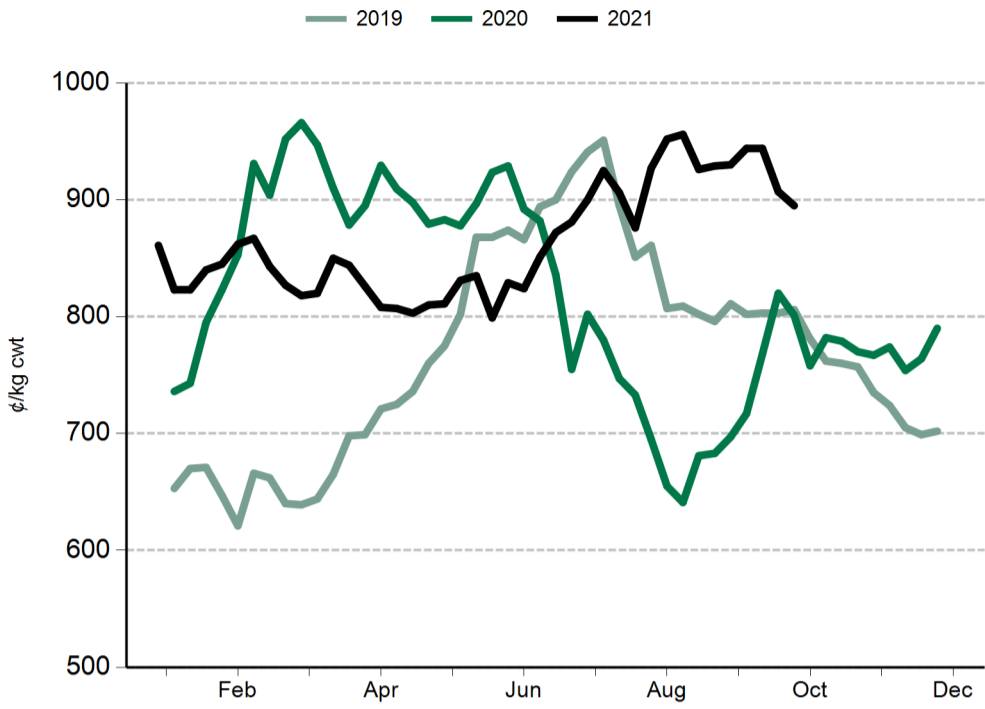
FAS – Free alongside ship. Refers to export price quotes where the seller is obliged to pay warehouse services, packing, inland freight and port charges, but not placement of goods onto the ship. The buyer is obliged to pay overseas freight, charges in foreign port, customs duties, quarantine and delivery to final destination. (See also 'FOB').

EYCI – Eastern Young Cattle Indicator. A seven day rolling average from 24 saleyards across NSW, Victoria and Queensland. It includes vealer and yearling heifers and steers, grade score C2 or C3, with live weight from 200kg.

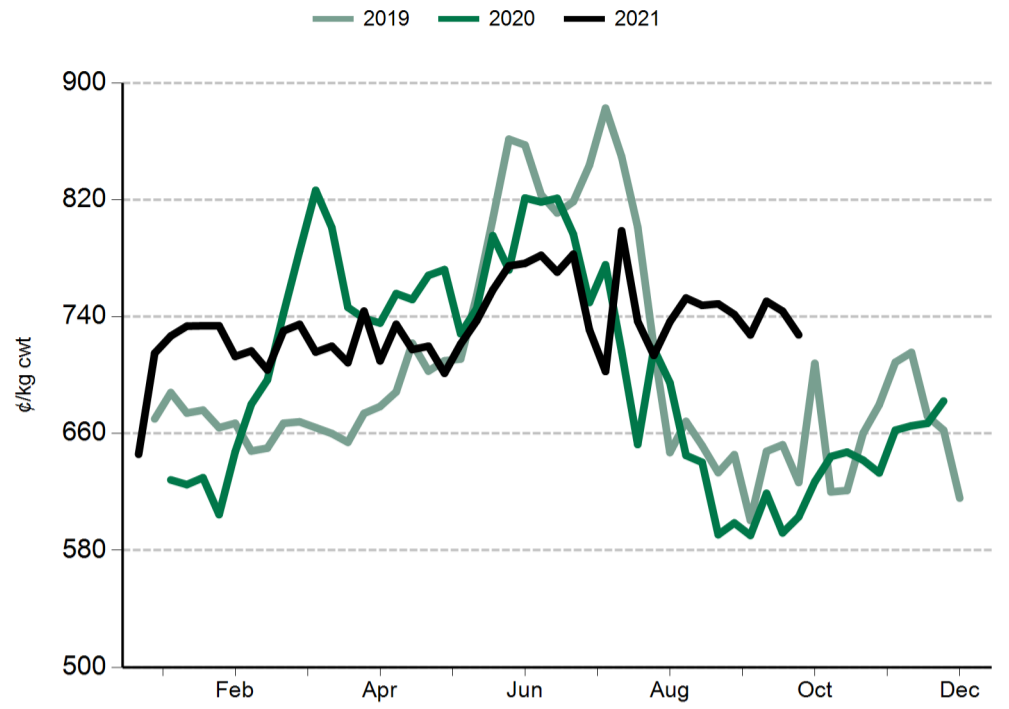
WYCI – Western Young Cattle Indicator. A benchmark of the value of young cattle in WA saleyards. It includes vealer and yearling heifers and steers, grade score C2 or C3, 180kg+ live weight.

All data is collected by MLA's NLRS, unless specified otherwise.

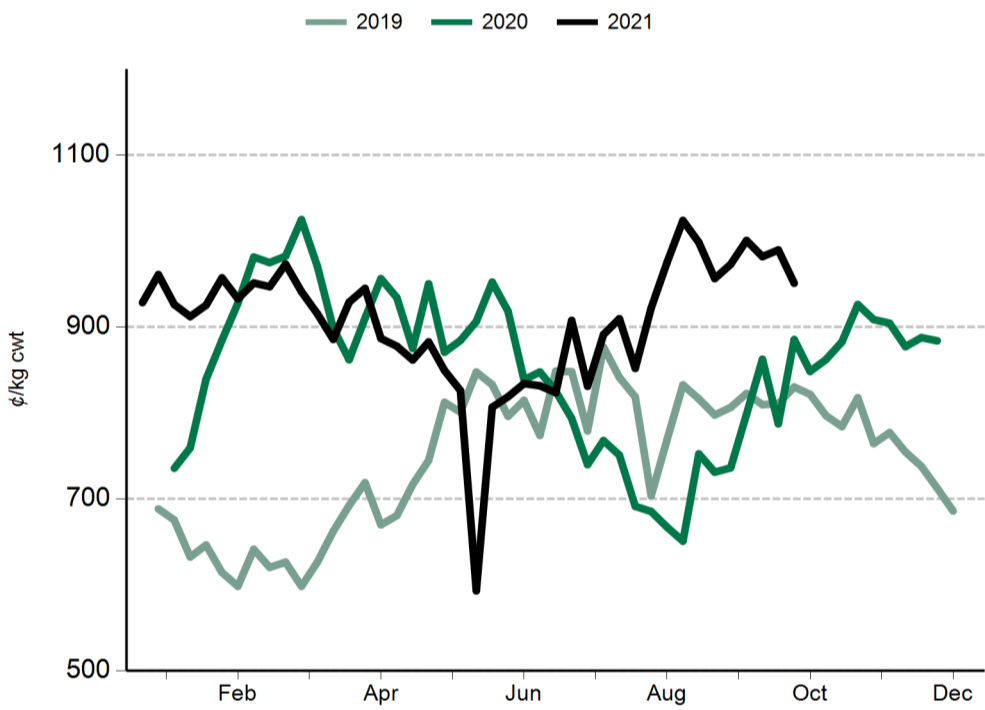
Eastern States Trade Lamb Indicator (ESTLI)



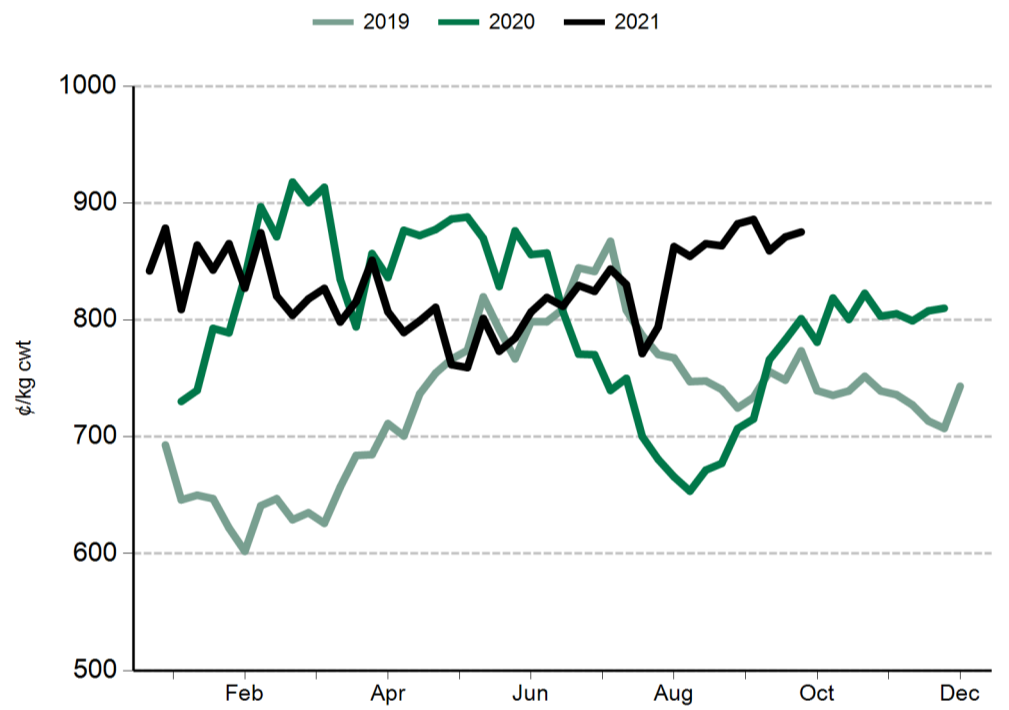
Western Trade Lamb Indicator (WTLI)



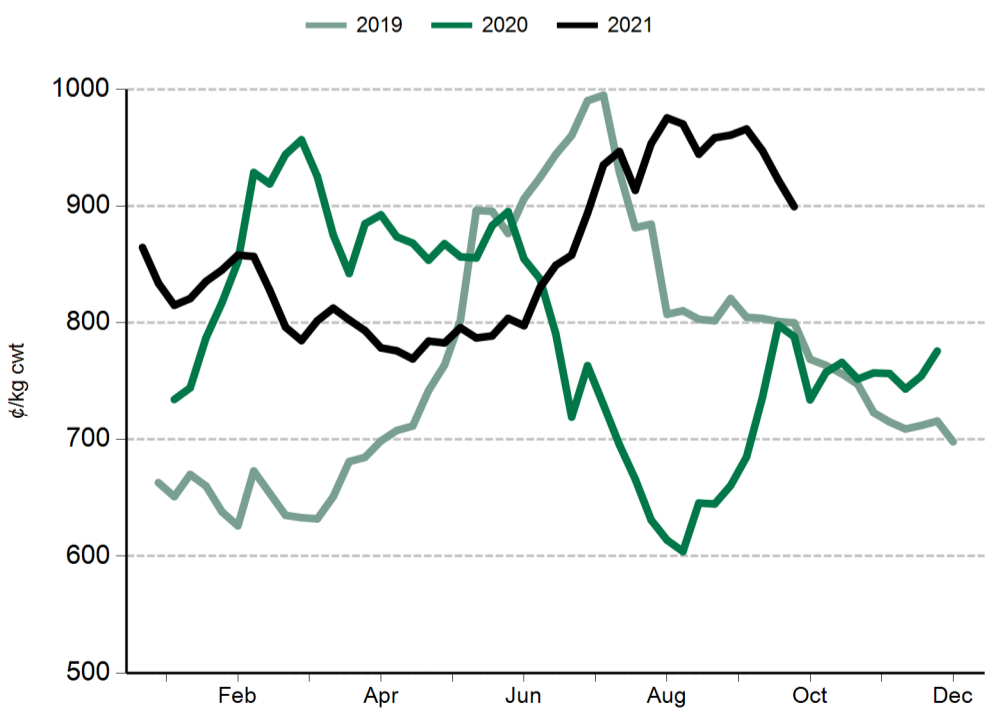
Restocker lamb



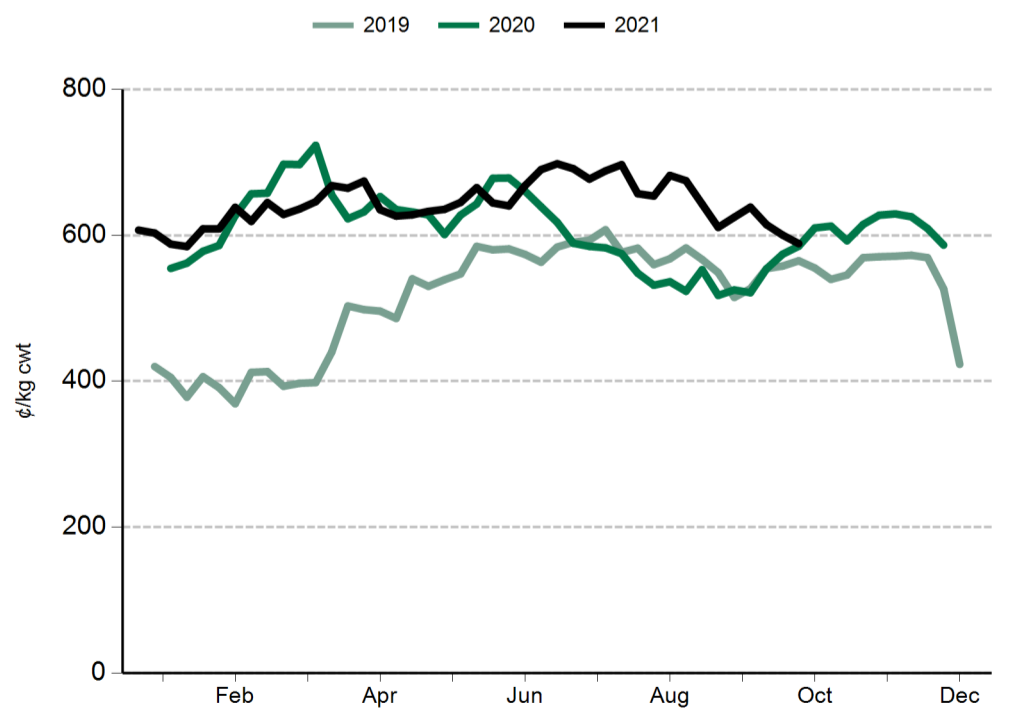
Light lamb



Heavy lamb

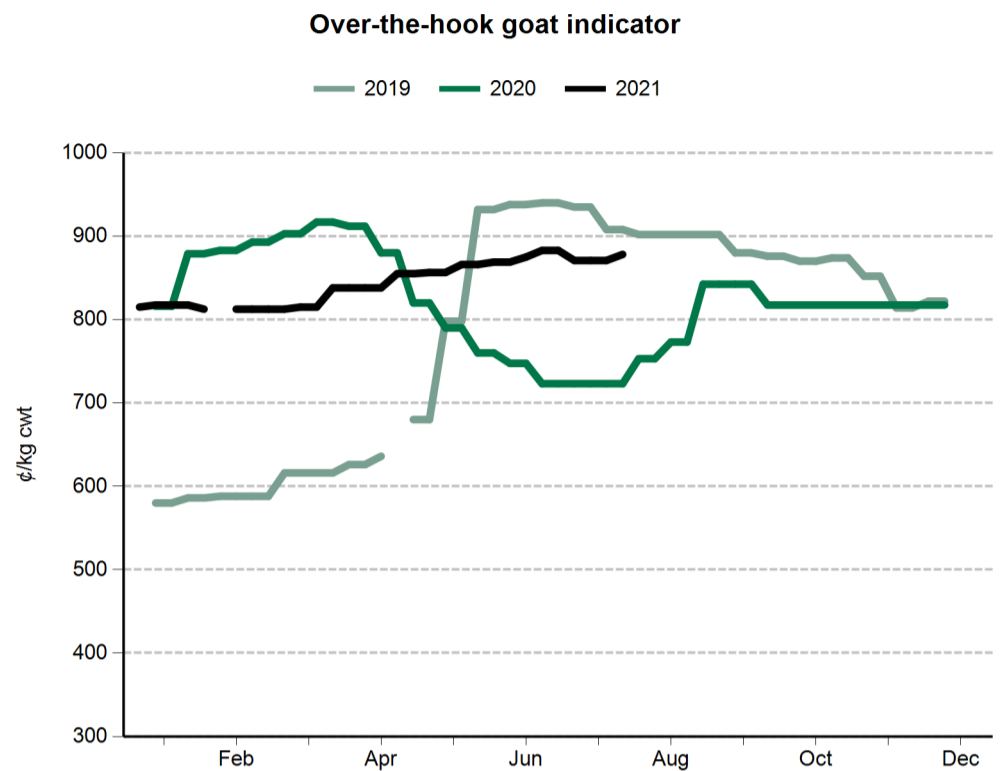


Mutton



General statistics

Over-the-hooks goat indicators (A¢/kg cwt)		23 Oct 2020
8.1-10kg		818
10.1-12kg		818
12.1-16kg		818
16.1-20kg		818
20.1kg+		818
Skin indicators - Lambs		16 Oct 2020
2" +	16.1 - 20kg	100
	20.1 - 24kg	188
	24.1kg +	288
1" - 2"	16.1 - 20kg	200
	20.1 - 24kg	50
	24.1kg +	163
0.5" - 1"	16.1 - 20kg	nq
	20.1 - 24kg	nq
	24.1kg +	125
New Season	16.1 - 20kg	nq
	20.1 - 24kg	231
	24.1kg +	313
Skin indicators - Merino sheep (average 25 micron)		
1.5" - 2"	16.1 - 20kg	500
	20.1 - 24kg	725
	24.1kg +	825



Grain prices - Darling Downs (A\$/tonne)	8 Oct 2021	16 Oct 2020
Wheat	338	308
Barley	295	255
Sorghum	nq	325
Grain prices - Riverina (A\$/tonne)		
Wheat	nq	295
Barley	nq	221

Source: Profarmer Australia

PLEASE NOTE

MLA no longer reports on fodder prices, tallow prices or the EMI on a weekly basis.

These can be accessed separately through these links:

- [Fodder prices \(Dairy Australia\)](#)
- [Tallow prices \(MLA monthly co-product report\)](#)
- [EMI \(AWEX\)](#)

US imported beef prices (CIF)		8 Oct 2021	16 Oct 2020
Bull 95CL	US¢/lb	292.5	229.0
	A¢/kg	874.8	707.0
Cow 90CL	US¢/lb	272.0	202.5
	A¢/kg	813.5	625.2
CC/CF 85CL	US¢/lb	250.5	191.5
	A¢/kg	749.2	591.3
Shank 90CL	US¢/lb	275.0	212.5
	A¢/kg	822.5	656.1
Trim 85CL	US¢/lb	249.5	190.5
	A¢/kg	746.2	588.2
Trim 80CL	US¢/lb	230.5	182.5
	A¢/kg	689.4	563.5
Trim 75CL	US¢/lb	175.0	175.0
	A¢/kg	523.4	540.3
Trim 65CL	US¢/lb	nq	nq
	A¢/kg	nq	nq
Outside flats	US¢/lb	nq	nq
	A¢/kg	nq	nq
Knuckles	US¢/lb	287.5	257.5
	A¢/kg	859.9	795.0
Inside cap off	US¢/lb	357.5	292.5
	A¢/kg	1069.2	903.1

Source: Steiner Consulting Group

