

The following weekly statistical summary includes the following information:

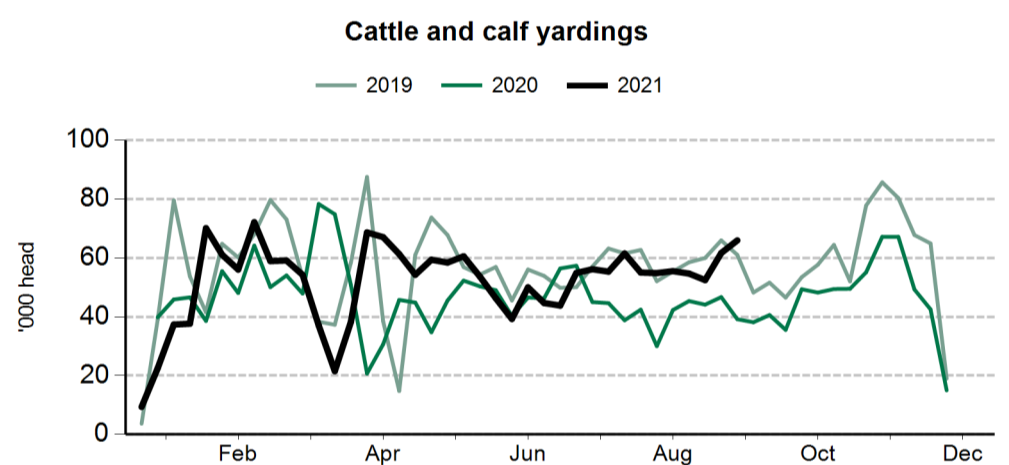
- **Livestock movements**.....pages 1-2
  - Cattle yardings
  - Sheep yardings
  - Cattle slaughter
  - Sheep, lamb and goat slaughter
- **Cattle price indicators**.....pages 3-4
  - Saleyard indicators
  - Over-the-hook indicators
  - Live export indicators
- **Sheep and lamb indicators**.....pages 5-6
  - Saleyard indicators
  - Over-the-hook indicators
  - Live export indicators
- **General statistics**.....page 7
  - Over-the-hook goat indicators
  - Skin price indicators
  - Weekly US imported beef indicators

### Cattle movements

Cattle saleyard throughput		24 Sep 2021	17 Sep 2021	25 Sep 2020
Queensland	Cattle	6,010	24,488	17,750
NSW	Cattle	8,219	15,313	9,439
Victoria	Cattle	3,575	5,694	6,080
SA	Cattle	921	1,571	1,873
WA	Cattle	nq	3,134	3,003
Tasmania	Cattle	25	49	nq

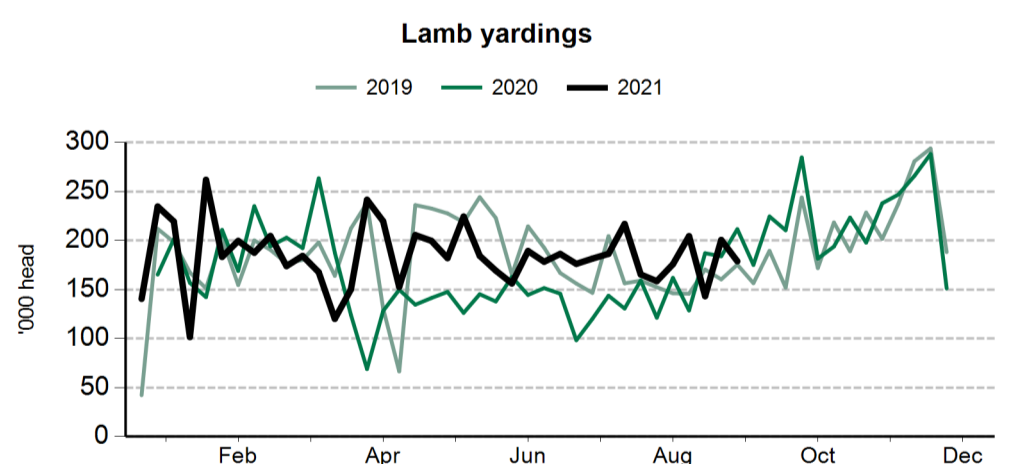
Cattle slaughter		25 Sep 2020
Queensland	Cattle	56,802
	Calves	52
NSW	Cattle	26,635
	Calves	1,332
Victoria	Cattle	17,932
	Calves	2,705
SA	Cattle	3,149
	Calves	14
Tasmania	Cattle	3,824
	Calves	2,848

[Click here to view weekly slaughter data](#)

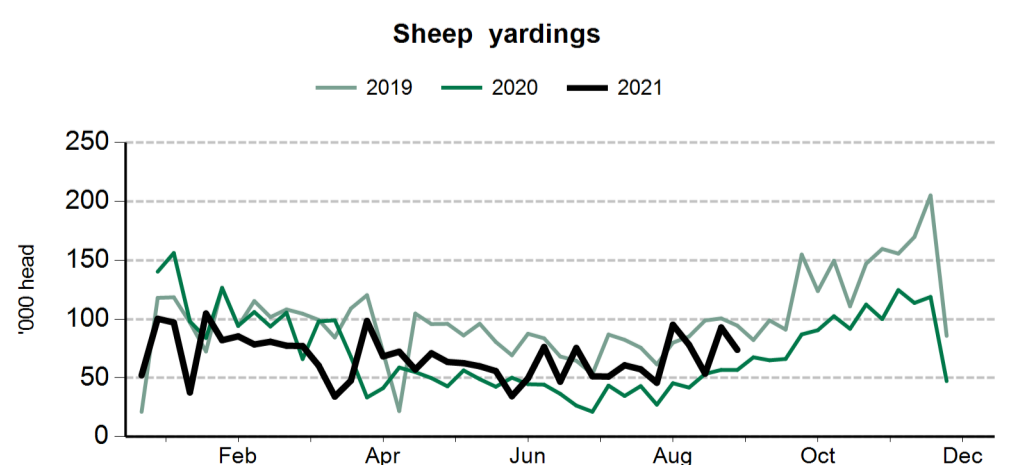


### Smallstock movements

Sheep and lamb saleyard throughput		24 Sep 2021	17 Sep 2021	25 Sep 2020
NSW	Lambs	61,777	120,430	114,912
	Sheep	22,140	40,678	28,013
Victoria	Lambs	28,601	32,335	41,115
	Sheep	13,371	17,380	19,069
SA	Lambs	23,254	17,505	9,473
	Sheep	7,338	5,644	8,756
WA	Lambs	3,343	6,937	7,616
	Sheep	4,431	9,438	10,800
Tasmania	Lambs	557	759	1,550
	Sheep	1,018	449	370

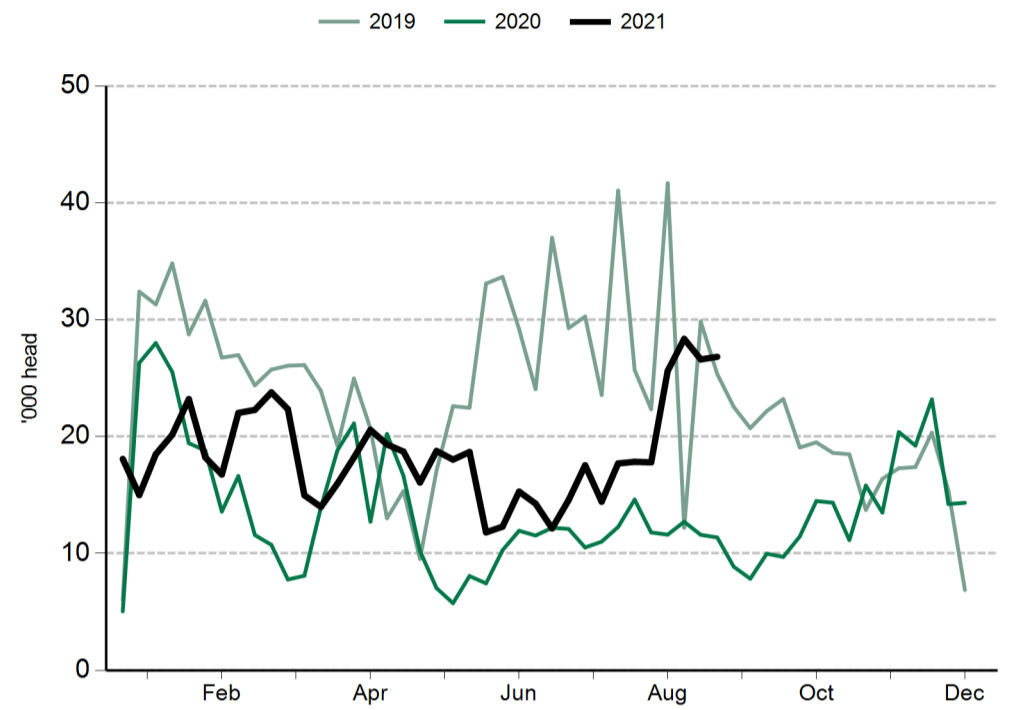


Sheep and lamb slaughter		25 Sep 2020
Queensland	Lambs	236
	Sheep	848
NSW	Lambs	107,083
	Sheep	44,765
Victoria	Lambs	176,376
	Sheep	28,945
SA	Lambs	47,509
	Sheep	8,597
Tasmania	Lambs	4,777
	Sheep	721

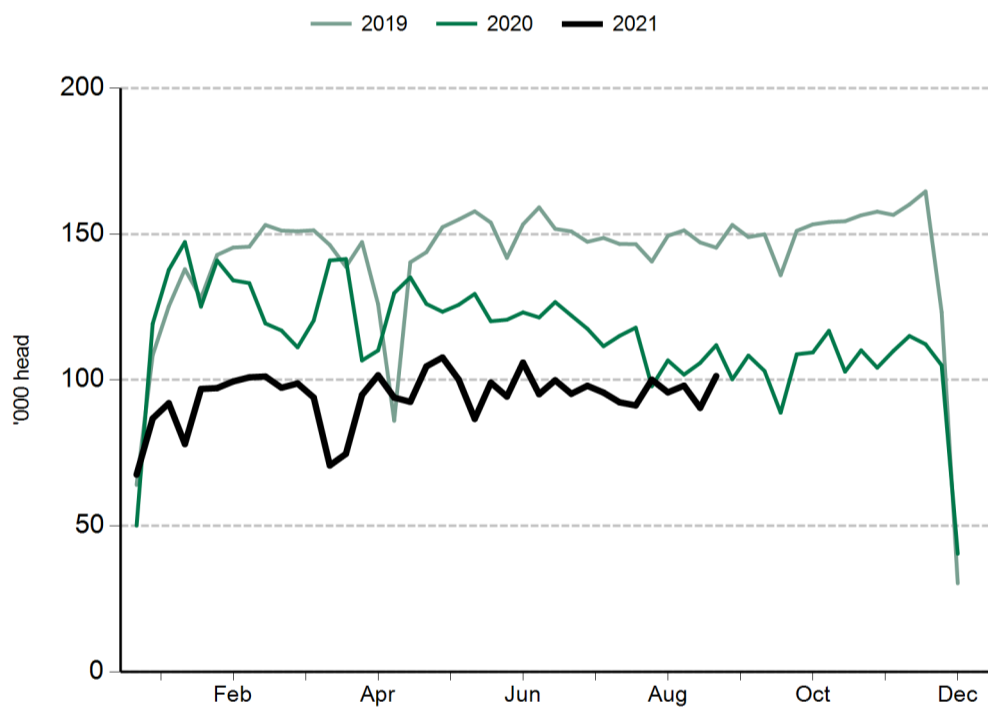


Goat slaughter		25 Sep 2020
Queensland	Goats	3,798
NSW	Goats	938
Victoria	Goats	2,739
SA	Goats	360
Tasmania	Goats	nq

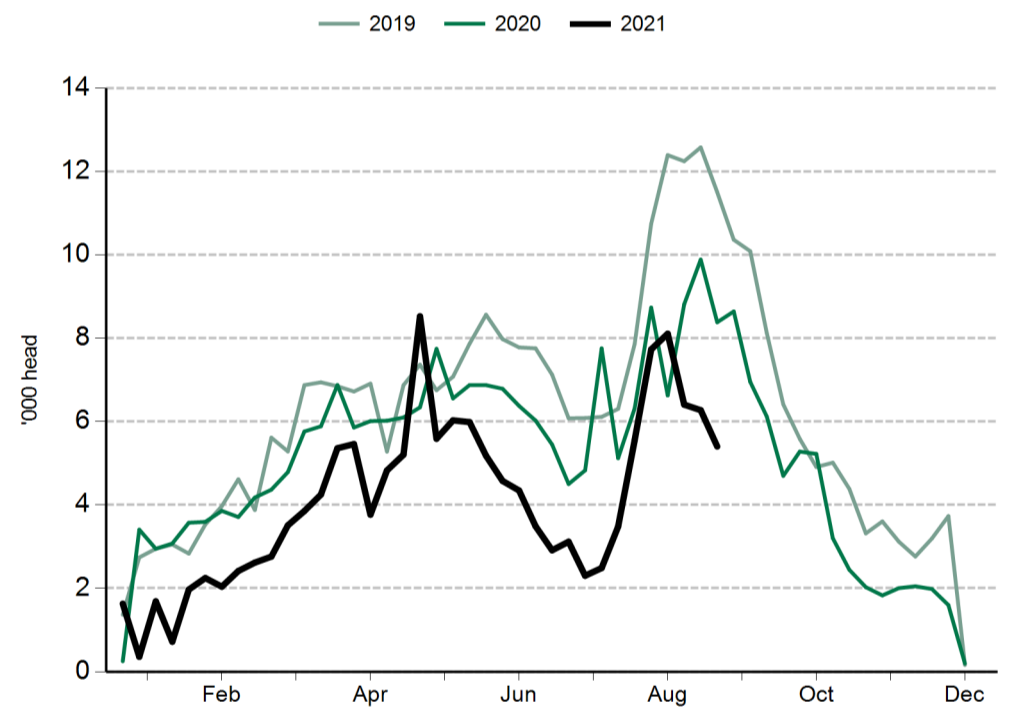
Goat slaughter



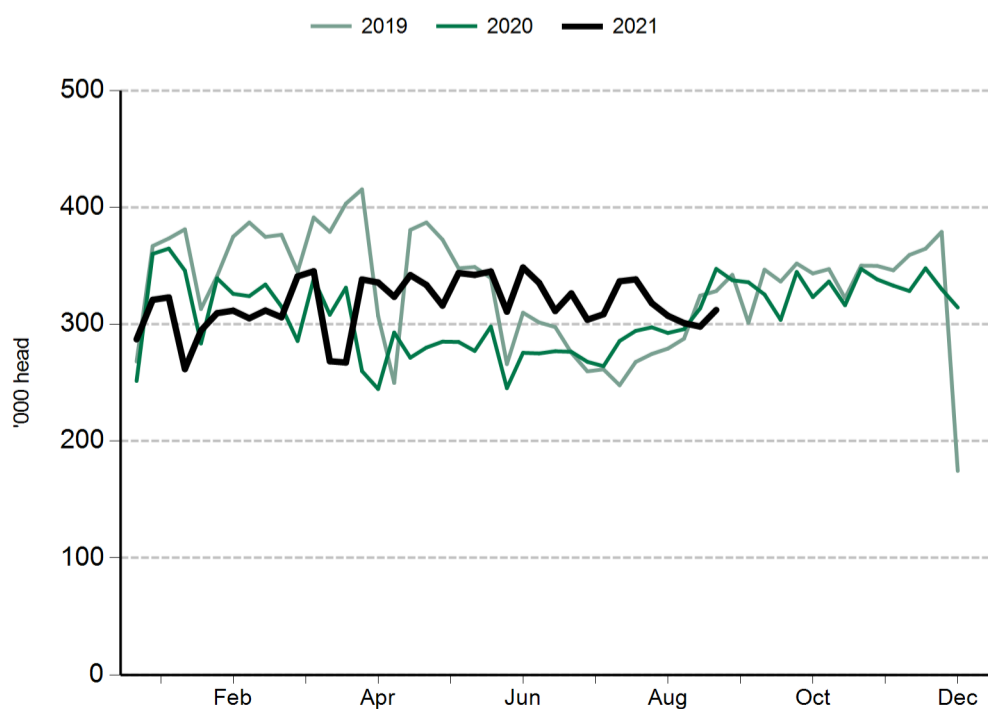
Cattle slaughter



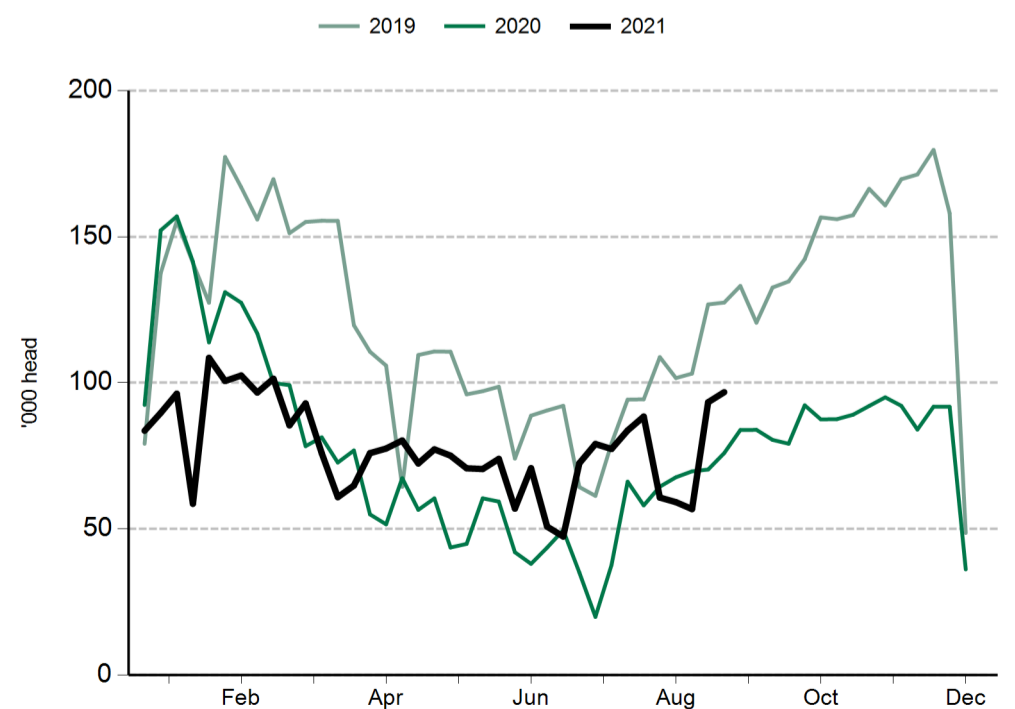
Calf slaughter



Lamb slaughter



Sheep slaughter



**Cattle prices**

National saleyard indicators	Live weight	Muscle/Fat	Unit	28 Sep 2021	29 Sep 2020
Restocker Steer	200-280kg	C2	¢/kg lwt	615	443
Feeder Steer	330-400kg	C2	¢/kg lwt	548	405
Vealer Steer	280-330kg	C2	¢/kg lwt	597	425
			¢/kg cwt	1140	811
Trade Steer	330-400kg	C3	¢/kg lwt	542	406
			¢/kg cwt	1028	750
Medium Steer	400-500kg	C3	¢/kg lwt	448	368
			¢/kg cwt	831	690
Heavy Steer	500-600kg	C4	¢/kg lwt	439	376
			¢/kg cwt	799	687
Medium Cow	400-520kg	D3	¢/kg lwt	341	271
			¢/kg cwt	699	561
<b>Eastern Young Cattle Indicator (EYCI)</b>			¢/kg cwt	775.25	

Eastern states OTH indicators	Carcass weight	Muscle	Unit	24 Sep 2021	2 Oct 2020
Trade steer	240-260kg	A-C	¢/kg cwt	711	594
Medium steer	260-280kg	A-C	¢/kg cwt	711	608
Heavy steer	300-400kg	A-C	¢/kg cwt	718	617
Medium cow	260-280kg	A-E	¢/kg cwt	640	516
MSA trade steer	240-260kg	A-C	¢/kg cwt	713	641

Feeder cattle indicators - paddock sales	Unit	25 Sep 2020
<b>Domestic</b>		
Steers 280-350kg	¢/kg lwt	409
Heifers 280-350kg	¢/kg lwt	370
<b>Export</b>		
Shortfed 100-120 DOF	¢/kg lwt	374
Mediumfed 120-220 DOF	¢/kg lwt	415
Longfed 220+ DOF	¢/kg lwt	330

State saleyard indicators				Queensland		NSW		Victoria		SA		Tasmania	
Category	Live weight	Muscle/Fat	Unit	28 Sep 2021	29 Sep 2020	28 Sep 2021	29 Sep 2020	28 Sep 2021	29 Sep 2020	28 Sep 2021	29 Sep 2020	28 Sep 2021	29 Sep 2020
Restocker Steer	200-280kg	C2	¢/kg lwt	612	443	662	444	nq	390	612	nq	nq	nq
Feeder Steer	330-400kg	C2	¢/kg lwt	537	401	565	414	551	399	580	406	nq	nq
Vealer Steer	280-330kg	C2	¢/kg lwt	467	360	640	447	576	408	610	430	nq	nq
			¢/kg cwt	898	692	1215	845	1080	764	1219	768	nq	nq
Trade Steer	330-400kg	C3	¢/kg lwt	nq	nq	533	408	529	404	571	386	451	nq
			¢/kg cwt	nq	nq	978	753	990	739	1138	732	835	nq
Medium Steer	400-500kg	C3	¢/kg lwt	405	350	503	371	488	375	500	385	nq	nq
			¢/kg cwt	745	640	937	693	914	709	1000	770	nq	nq
Heavy Steer	500-600kg	C4	¢/kg lwt	413	352	469	382	456	384	nq	nq	nq	nq
			¢/kg cwt	749	633	852	699	848	710	nq	nq	nq	nq
Medium Cow	400-520kg	D3	¢/kg lwt	333	272	367	278	390	291	nq	nq	280	nq
			¢/kg cwt	680	565	765	583	787	591	nq	nq	597	nq

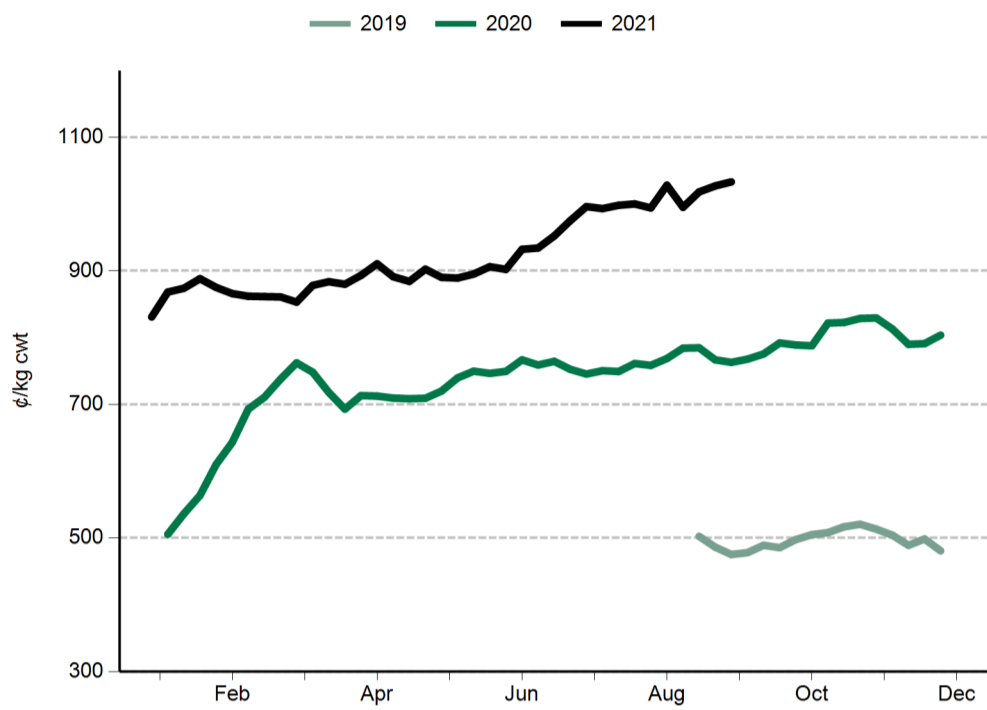
State over-the-hooks indicators				Queensland		NSW		Victoria		SA		Tasmania	
Category	Carcass weight	Muscle	Unit	24 Sep 2021	2 Oct 2020	24 Sep 2021	2 Oct 2020	24 Sep 2021	2 Oct 2020	24 Sep 2021	2 Oct 2020	24 Sep 2021	2 Oct 2020
Trade steer	240-260kg	A-C	¢/kg cwt	720	605	703	589	784	644	nq	nq	635	537
Medium steer	260-280kg	A-C	¢/kg cwt	714	604	704	586	774	634	nq	nq	650	nq
Heavy steer	300-400kg	A-C	¢/kg cwt	725	614	717	596	781	640	nq	nq	650	nq
Medium cow	260-280kg	A-E	¢/kg cwt	665	526	634	512	626	509	683	539	590	496
MSA trade steer	240-260kg	A-C	¢/kg cwt	724	631	771	651	nq	nq	645	nq	nq	nq

WA saleyard indicators	Unit	28 Sep 2021	29 Sep 2020
WYCI	¢/kg cwt	1029	755
Medium Steer	¢/kg lwt	477	370
Medium Cow	¢/kg lwt	329	248

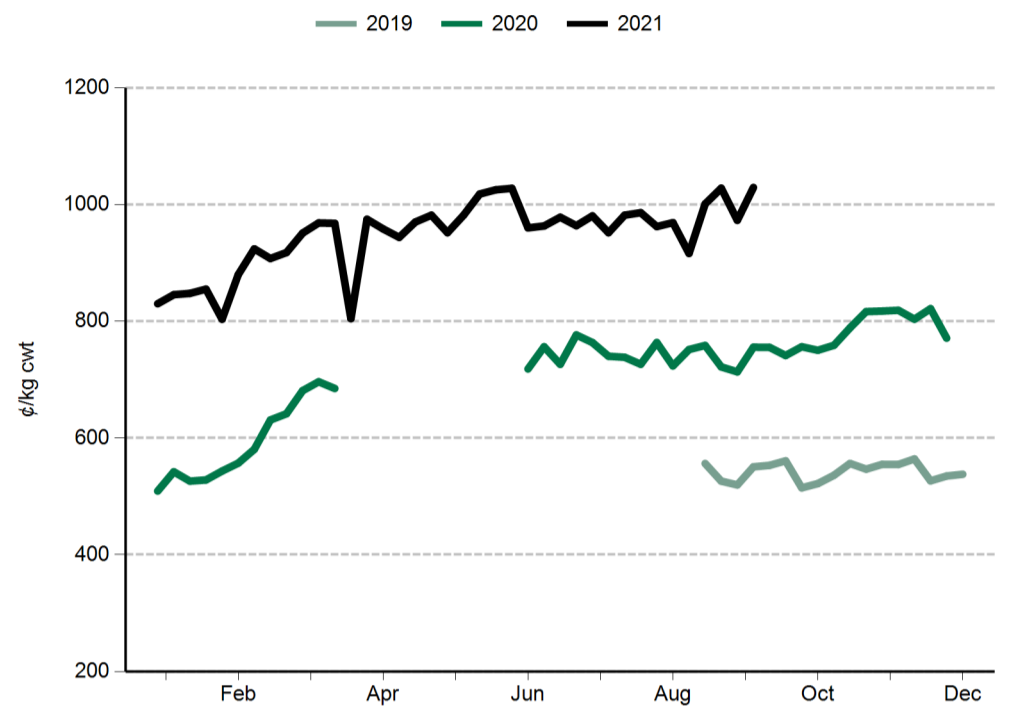
WA over-the-hooks indicators	Unit	2 Oct 2020
Grassfed yearling	¢/kg cwt	565
Grainfed yearling	¢/kg cwt	565
MSA yearling	¢/kg cwt	590

Live Export Price Quotes			Unit	17 Sep 2021	25 Sep 2020
Light Steer	260 - 360 kg	Townsville	¢/kg lwt	nq	340
	260 - 360 kg	Darwin	¢/kg lwt	nq	355
Light Heifer	260 - 360 kg	Townsville	¢/kg lwt	nq	305
	260 - 360 kg	Darwin	¢/kg lwt	nq	320

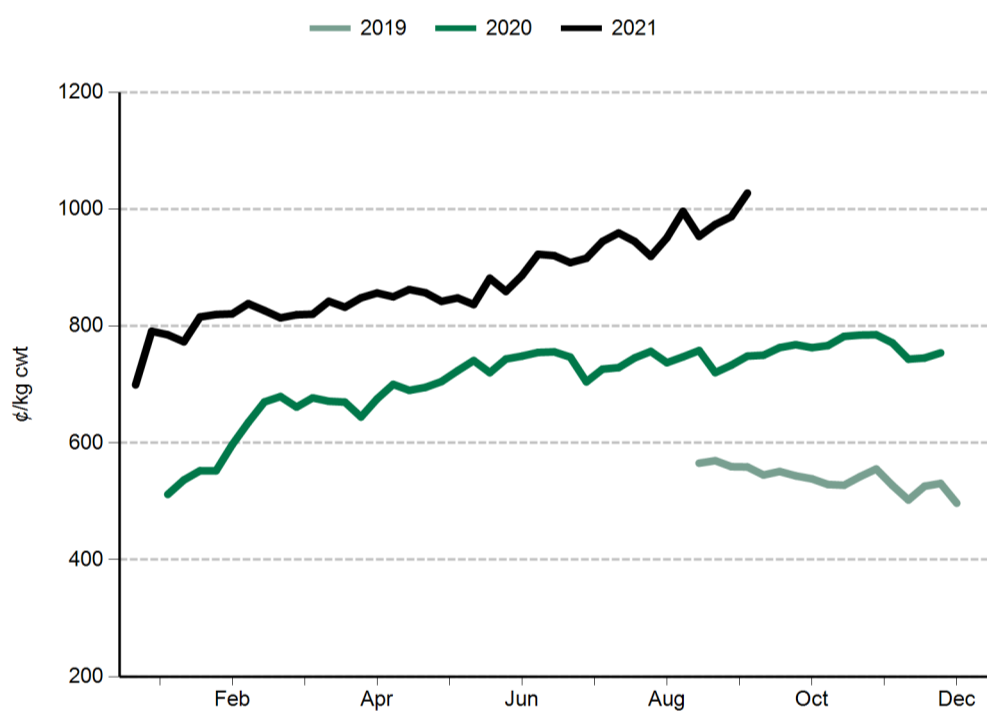
**Eastern Young Cattle Indicator (EYCI)**



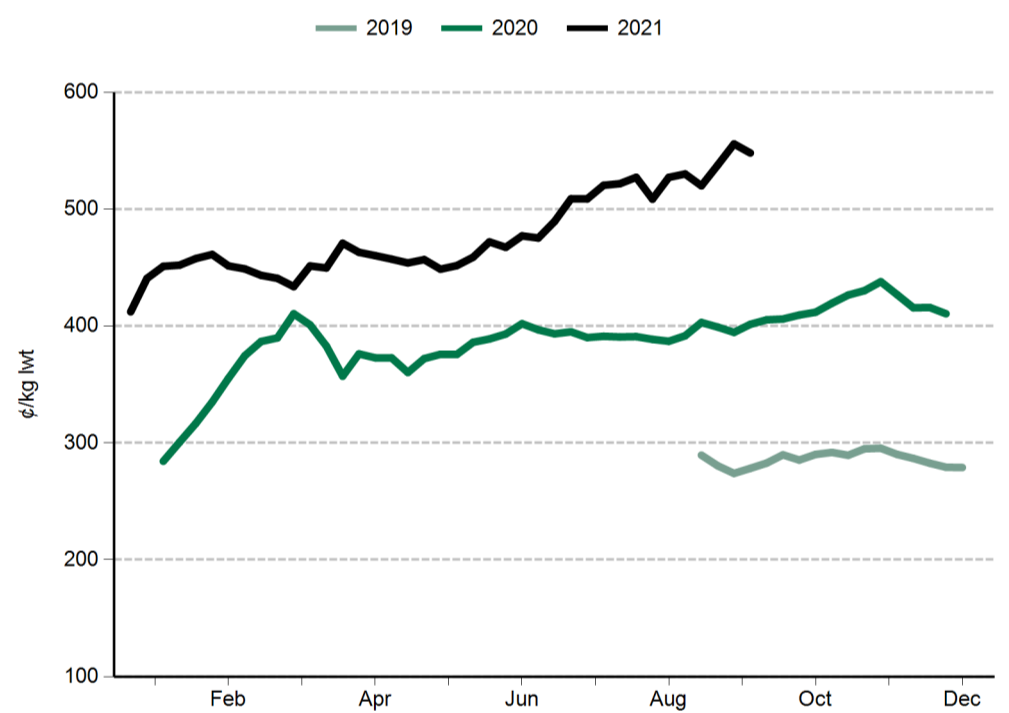
**Western Young Cattle Indicator (WYCI)**



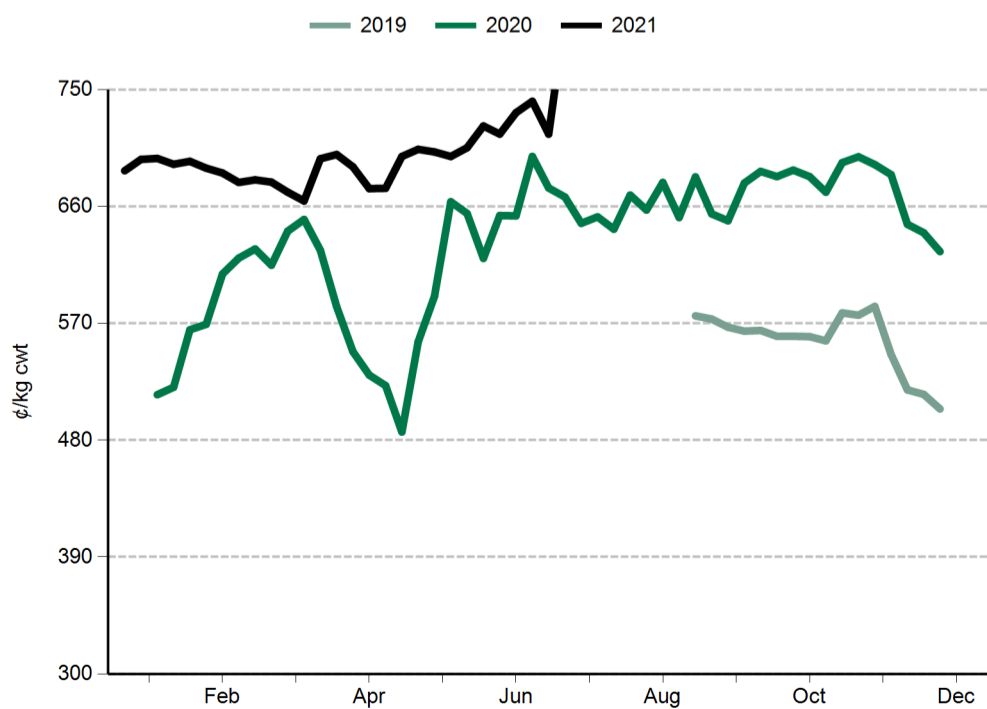
**Trade steer**



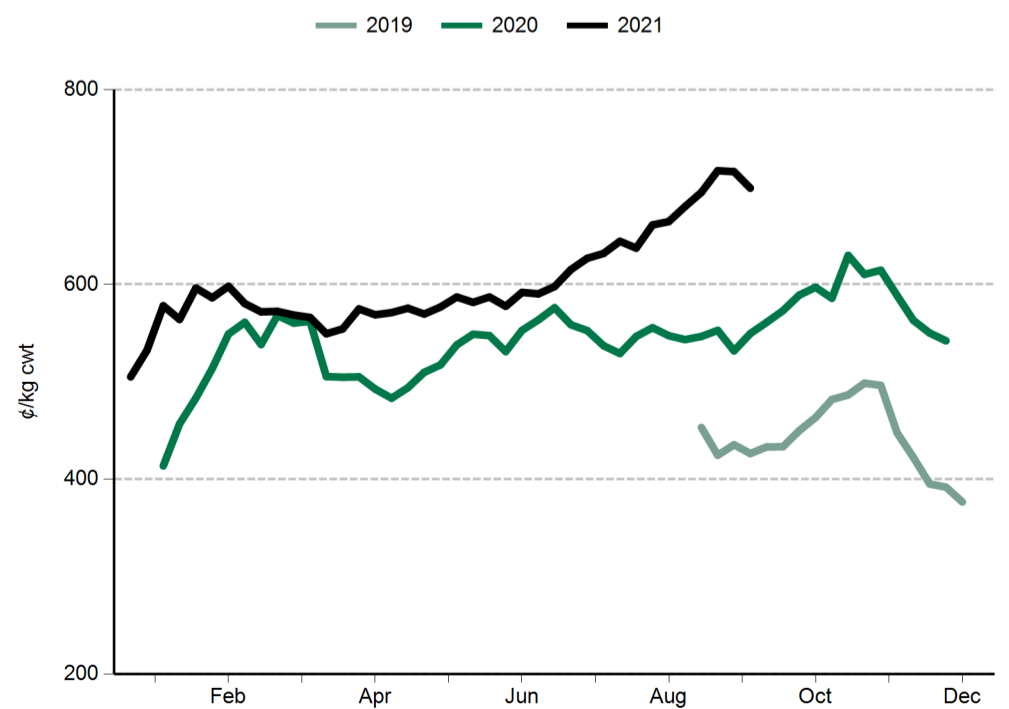
**Feeder steer**



**Heavy steer**



**Medium cow**



**Sheep and lamb prices**

<b>Eastern States Trade Lamb Indicator (¢/kg cwt)</b>	29 Sep 2020
ESTLI	768

[Click here for Eastern states Indicators](#)

<b>National saleyard sheep and lamb indicators (¢/kg cwt)</b>		<b>28 Sep 2021</b>	29 Sep 2020
Merino lamb	16-22kg	842	748
Restocker/feeder lamb	0-18kg	1000	862
Light lamb	12-18kg	886	766
Trade lamb	18-22kg	934	764
Heavy lamb	22+kg	966	736
Mutton	18-24kg	639	554

<b>National OTH sheep and lamb indicators (¢/kg cwt)</b>		<b>24 Sep 2021</b>	<b>2 Oct 2020</b>
Medium trade lamb	18-20kg	840	664
Heavy trade lamb	20-22kg	840	664
Heavy lamb	22-24kg	838	658
Mutton	18-24kg	623	532

<b>State saleyard sheep and lamb indicators (¢/kg cwt)</b>		<b>Victoria</b>		<b>NSW</b>		<b>SA</b>		<b>WA</b>		<b>Tasmania</b>	
		<b>28 Sep 2021</b>	29 Sep 2020	<b>28 Sep 2021</b>	29 Sep 2020	<b>28 Sep 2021</b>	29 Sep 2020	<b>28 Sep 2021</b>	29 Sep 2020	<b>28 Sep 2021</b>	29 Sep 2020
Merino lamb	16-22kg	782	658	864	773	863	683	680	595	nq	nq
Restocker/feeder lamb	0-18kg	942	829	1060	990	982	821	740	729	1100	773
Light lamb	12-18kg	871	770	928	839	886	767	728	591	nq	728
Trade lamb	18-22kg	908	742	956	781	933	718	728	619	1023	692
Heavy lamb	22+kg	955	736	975	739	951	712	749	605	1041	666
Mutton	18-24kg	646	554	658	614	613	506	530	483	745	554

<b>Over-the-hooks sheep and lamb indicators (¢/kg cwt)</b>		<b>Victoria</b>		<b>NSW</b>		<b>SA</b>		<b>WA</b>		<b>Tasmania</b>	
		<b>24 Sep 2021</b>	<b>2 Oct 2020</b>	<b>24 Sep 2021</b>	<b>2 Oct 2020</b>	<b>24 Sep 2021</b>	<b>2 Oct 2020</b>	<b>24 Sep 2021</b>	<b>2 Oct 2020</b>	<b>24 Sep 2021</b>	<b>2 Oct 2020</b>
Medium trade lamb	18-20kg	834	663	840	665	887	657	800	670	nq	nq
Heavy trade lamb	20-22kg	834	663	840	665	887	657	800	670	nq	nq
Heavy lamb	22-24kg	825	655	840	665	887	640	800	670	nq	nq
Mutton	18-24kg	638	525	634	525	615	567	607	513	nq	nq

<b>Live export price quotes (A\$/head)</b>		21 Sep 2021	29 Sep 2020
Live wether	Muchea	nq	nq

**Glossary:**

**cwt** – carcase weight

**lwt** – live weight

**OTH** – over-the-hooks. Refers to the marketing of cattle/sheep/lambs directly from the farm to an abattoir where a producer is paid for the value of the carcase based on a sliding grid.

**CIF** – Cost, insurance, freight. The quoted price for the goods including freight and insurance costs delivered to final destination.

**C&F** – Cost and freight. Refers to the quoted price for the goods, including freight to the delivery point, but not insurance.

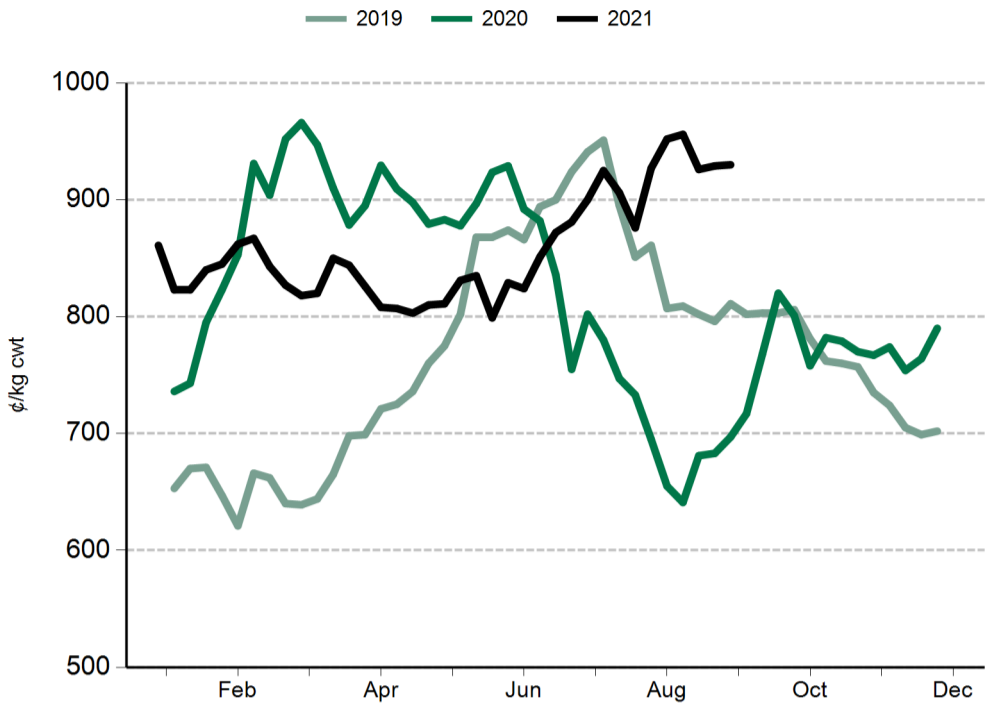
**FAS** – Free alongside ship. Refers to export price quotes where the seller is obliged to pay warehouse services, packing, inland freight and port charges, but not placement of goods onto the ship. The buyer is obliged to pay overseas freight, charges in foreign port, customs duties, quarantine and delivery to final destination. (See also 'FOB').

**EYCI** – Eastern Young Cattle Indicator. A seven day rolling average from 24 saleyards across NSW, Victoria and Queensland. It includes vealer and yearling heifers and steers, grade score C2 or C3, with live weight from 200kg.

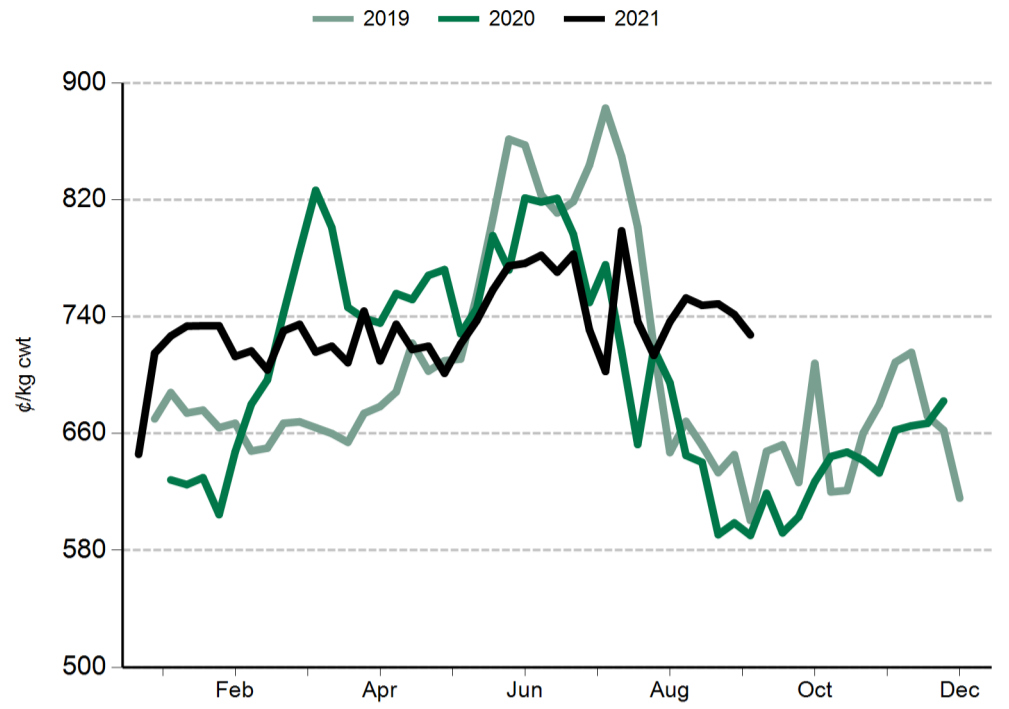
**WYCI** – Western Young Cattle Indicator. A benchmark of the value of young cattle in WA saleyards. It includes vealer and yearling heifers and steers, grade score C2 or C3, 180kg+ live weight.

**All data is collected by MLA's NLRS, unless specified otherwise.**

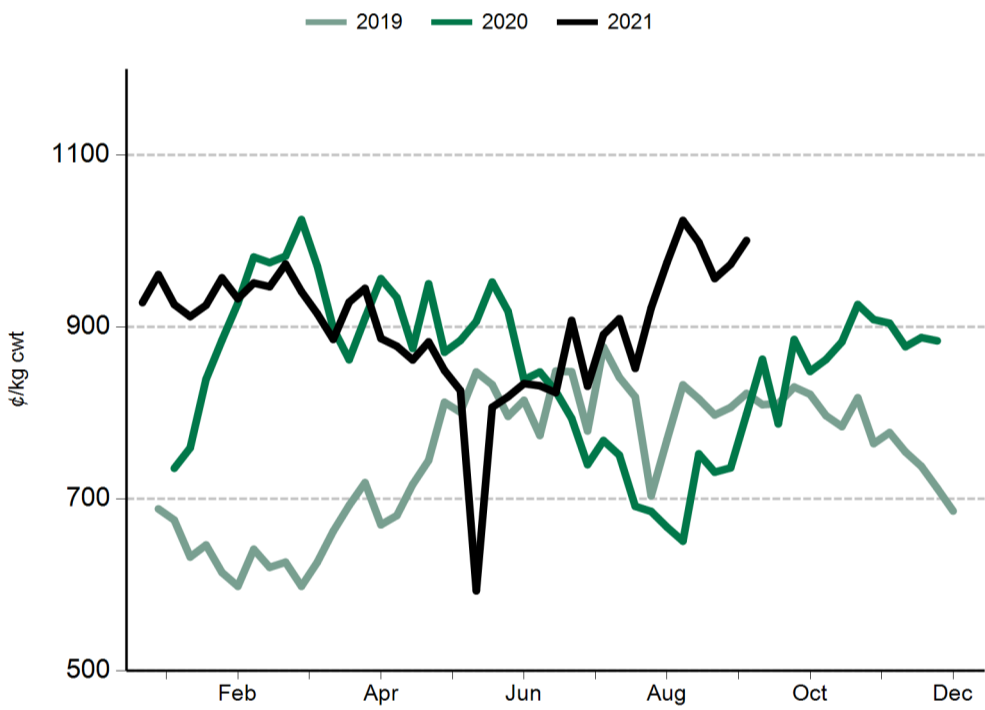
**Eastern States Trade Lamb Indicator (ESTLI)**



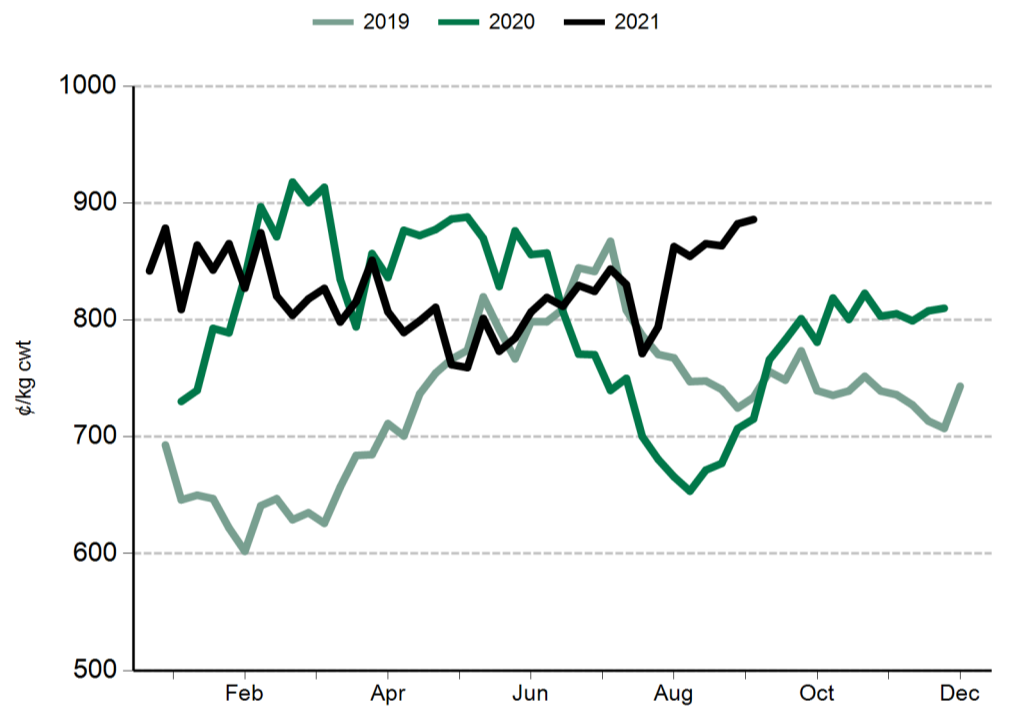
**Western Trade Lamb Indicator (WTLI)**



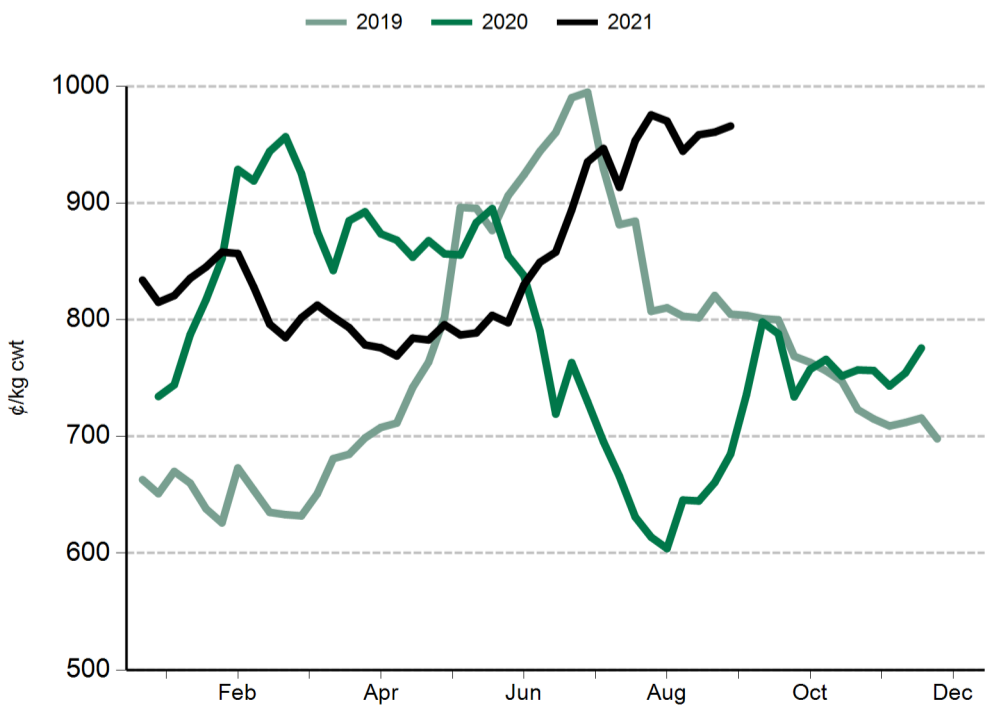
**Restocker lamb**



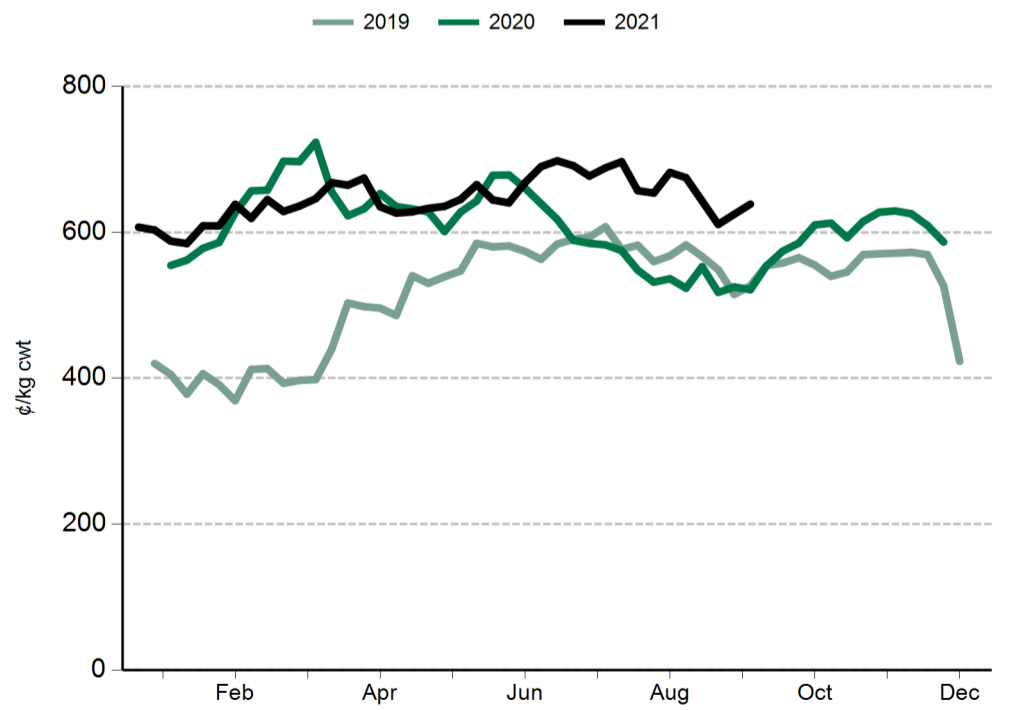
**Light lamb**



**Heavy lamb**

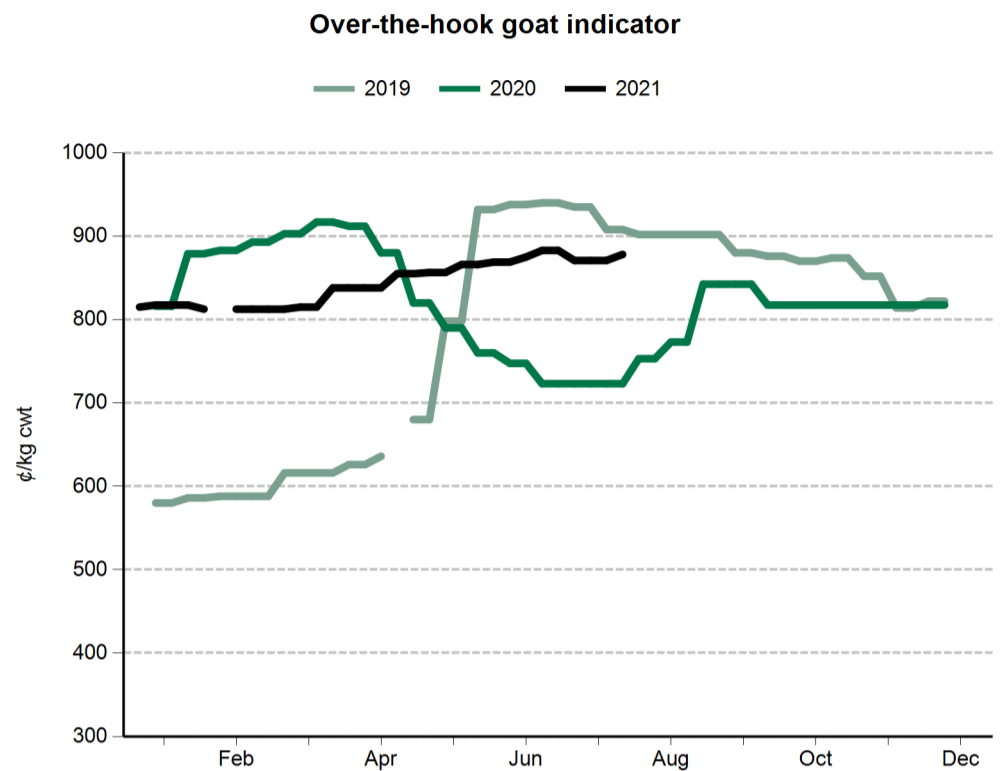


**Mutton**



#### General statistics

Over-the-hooks goat indicators (A¢/kg cwt)		2 Oct 2020
8.1-10kg		818
10.1-12kg		818
12.1-16kg		818
16.1-20kg		818
20.1kg+		818
Skin indicators - Lambs		25 Sep 2020
2" +	16.1 - 20kg	100
	20.1 - 24kg	188
	24.1kg +	288
1" - 2"	16.1 - 20kg	200
	20.1 - 24kg	50
	24.1kg +	163
0.5" - 1"	16.1 - 20kg	nq
	20.1 - 24kg	nq
	24.1kg +	125
New Season	16.1 - 20kg	nq
	20.1 - 24kg	231
	24.1kg +	313
Skin indicators - Merino sheep (average 25 micron)		
1.5" - 2"	16.1 - 20kg	500
	20.1 - 24kg	725
	24.1kg +	825



Grain prices - Darling Downs (A\$/tonne)	17 Sep 2021	25 Sep 2020
Wheat	320	300
Barley	285	257
Sorghum	nq	298
Grain prices - Riverina (A\$/tonne)		
Wheat	nq	277
Barley	nq	220

Source: Profarmer Australia

PLEASE NOTE

MLA no longer reports on fodder prices, tallow prices or the EMI on a weekly basis.

These can be accessed separately through these links:

- [Fodder prices \(Dairy Australia\)](#)
- [Tallow prices \(MLA monthly co-product report\)](#)
- [EMI \(AWEX\)](#)

US imported beef prices (CIF)		17 Sep 2021	25 Sep 2020
Bull 95CL	US¢/lb	289.5	245.5
	A¢/kg	879.4	761.0
Cow 90CL	US¢/lb	270.5	213.5
	A¢/kg	821.7	661.8
CC/CF 85CL	US¢/lb	298.5	196.0
	A¢/kg	906.8	607.6
Shank 90CL	US¢/lb	272.5	220.0
	A¢/kg	827.8	681.9
Trim 85CL	US¢/lb	248.0	195.5
	A¢/kg	753.4	606.0
Trim 80CL	US¢/lb	230.5	187.5
	A¢/kg	700.2	581.2
Trim 75CL	US¢/lb	175.0	175.0
	A¢/kg	531.6	542.5
Trim 65CL	US¢/lb	nq	nq
	A¢/kg	nq	nq
Outside flats	US¢/lb	nq	nq
	A¢/kg	nq	nq
Knuckles	US¢/lb	277.5	277.5
	A¢/kg	843.0	860.2
Inside cap off	US¢/lb	360.0	295.0
	A¢/kg	1093.6	914.4

Source: Steiner Consulting Group

