

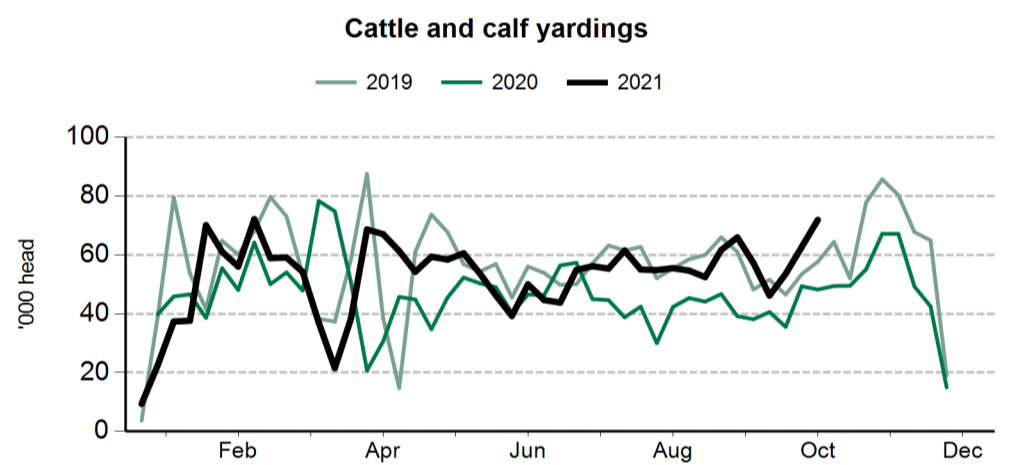
The following weekly statistical summary includes the following information:

- **Livestock movements**.....pages 1-2
 - Cattle yardings
 - Sheep yardings
 - Cattle slaughter
 - Sheep, lamb and goat slaughter
- **Cattle price indicators**.....pages 3-4
 - Saleyard indicators
 - Over-the-hook indicators
 - Live export indicators
- **Sheep and lamb indicators**.....pages 5-6
 - Saleyard indicators
 - Over-the-hook indicators
 - Live export indicators
- **General statistics**.....page 7
 - Over-the-hook goat indicators
 - Skin price indicators
 - Weekly US imported beef indicators

Cattle movements

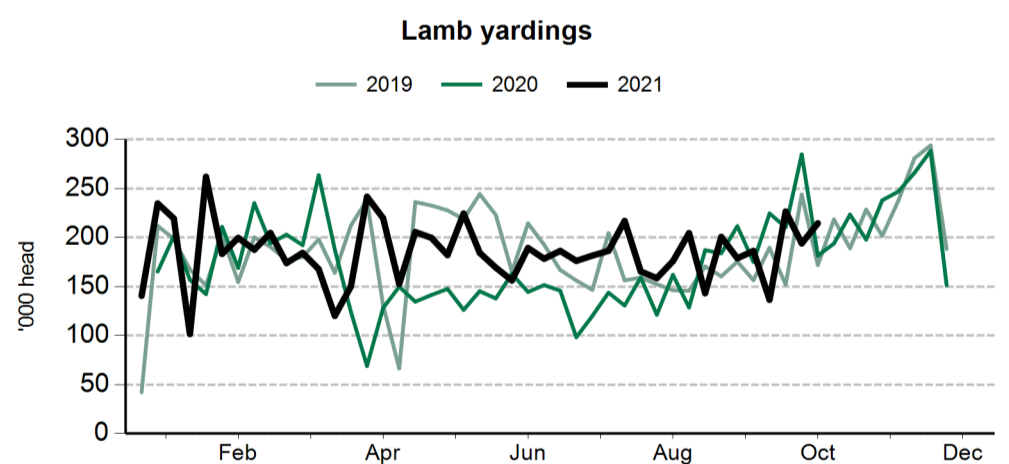
Cattle saleyard throughput		29 Oct 2021	22 Oct 2021	30 Oct 2020
Queensland	Cattle	6,881	25,154	19,749
NSW	Cattle	10,655	18,764	10,396
Victoria	Cattle	3,139	5,908	7,356
SA	Cattle	1,403	2,222	2,558
WA	Cattle	2,355	3,293	9,231
Tasmania	Cattle	60	65	140

Cattle slaughter		30 Oct 2020
Queensland	Cattle	60,801
	Calves	57
NSW	Cattle	28,994
	Calves	1,553
Victoria	Cattle	19,456
	Calves	986
SA	Cattle	3,269
	Calves	7
Tasmania	Cattle	4,293
	Calves	598

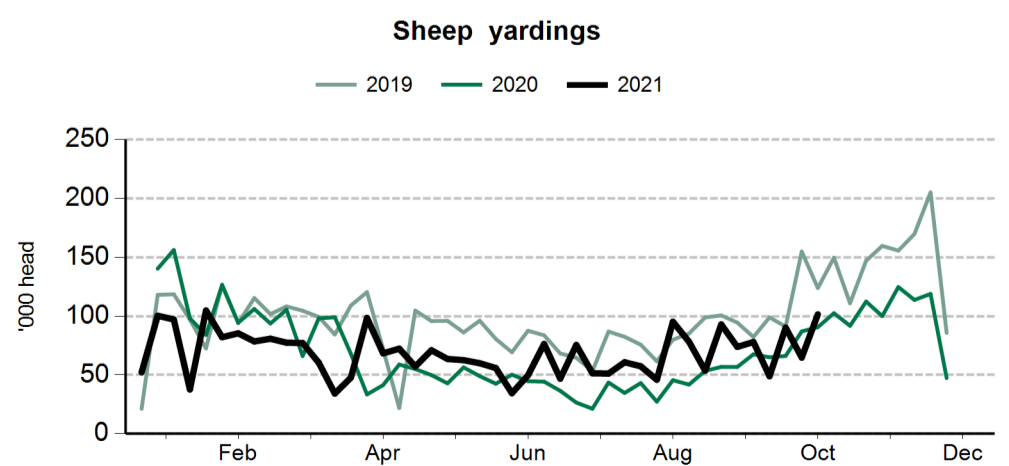


Smallstock movements

Sheep and lamb saleyard throughput		29 Oct 2021	22 Oct 2021	30 Oct 2020
NSW	Lambs	35,190	121,890	98,753
	Sheep	19,000	54,504	34,089
Victoria	Lambs	34,171	47,356	60,423
	Sheep	18,205	28,815	42,192
SA	Lambs	24,719	34,580	24,780
	Sheep	3,806	4,637	6,119
WA	Lambs	3,000	9,111	7,900
	Sheep	3,000	12,500	17,676
Tasmania	Lambs	1,225	1,028	1,618
	Sheep	1,346	737	2,085

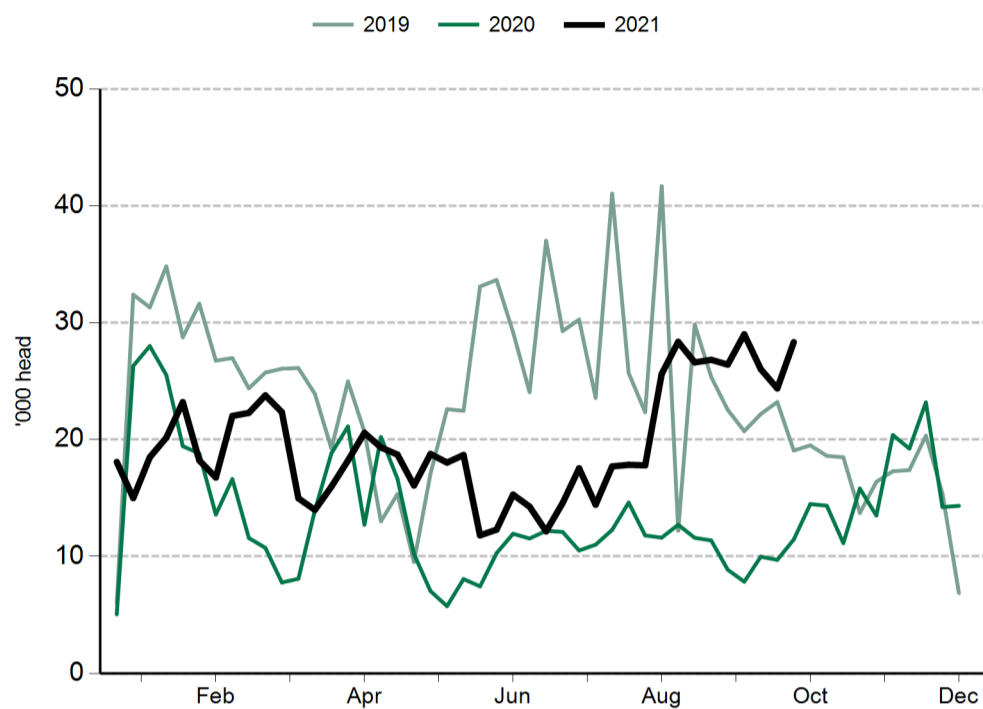


Sheep and lamb slaughter		30 Oct 2020
Queensland	Lambs	736
	Sheep	289
NSW	Lambs	110,457
	Sheep	45,372
Victoria	Lambs	171,921
	Sheep	34,326
SA	Lambs	49,106
	Sheep	6,931
Tasmania	Lambs	4,413
	Sheep	622

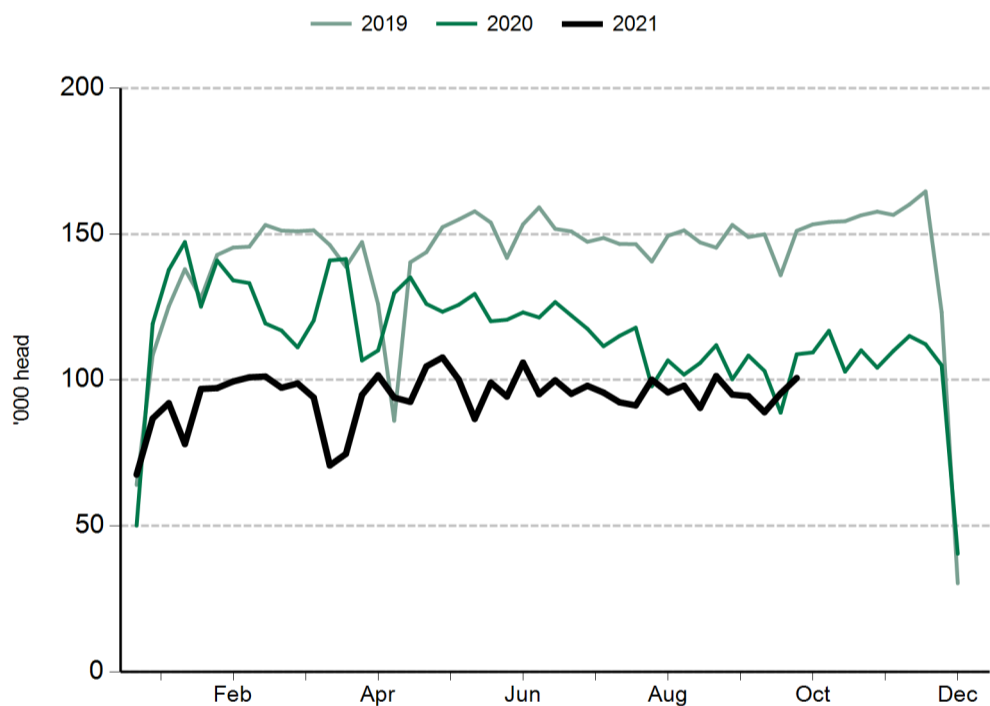


Goat slaughter		30 Oct 2020
Queensland	Goats	6,908
NSW	Goats	940
Victoria	Goats	5,145
SA	Goats	1,349
Tasmania	Goats	nq

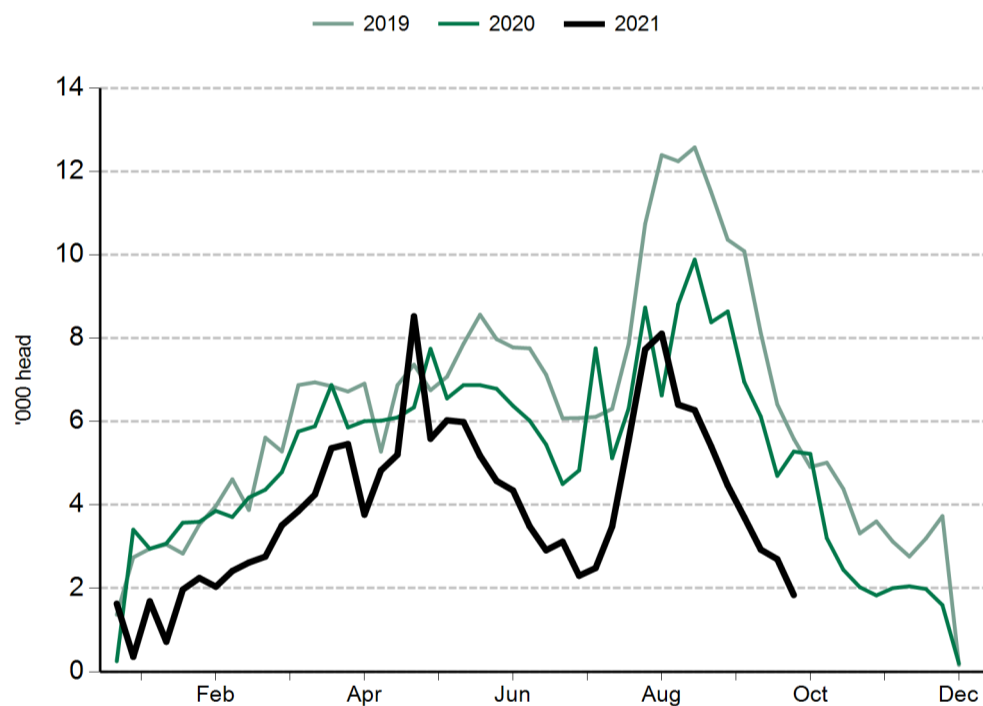
Goat slaughter



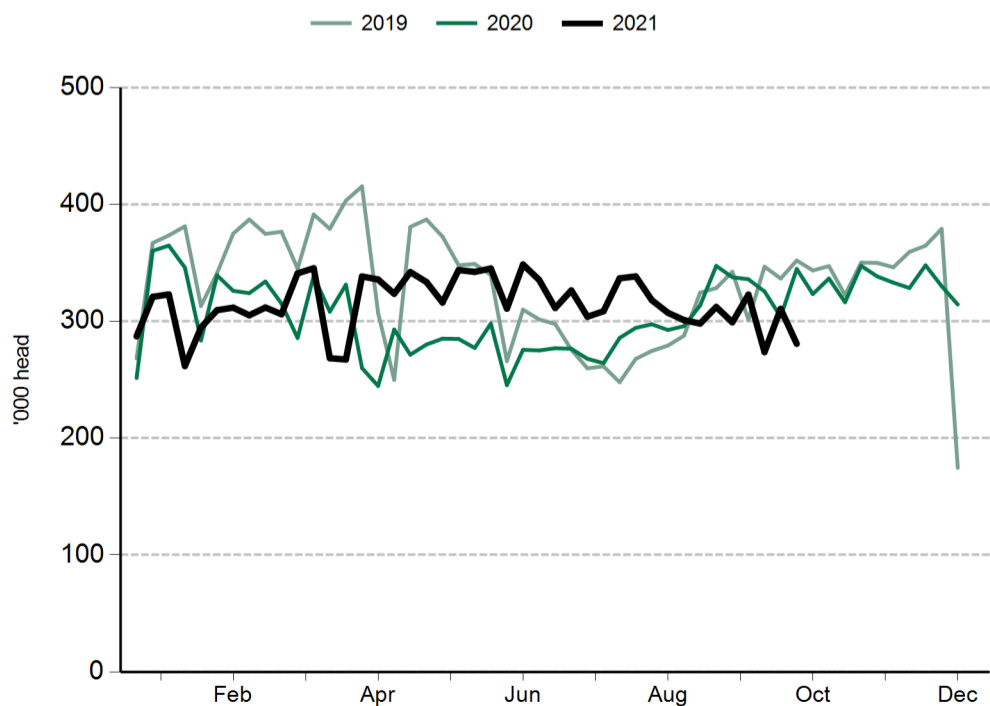
Cattle slaughter



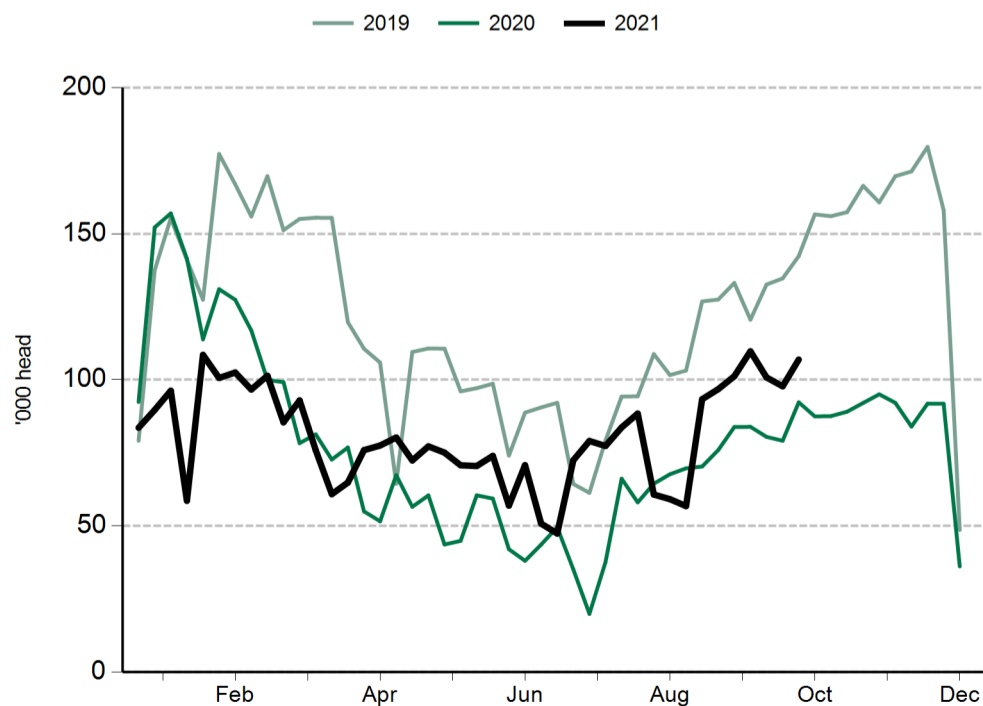
Calf slaughter



Lamb slaughter



Sheep slaughter



Cattle prices

National saleyard indicators	Live weight	Muscle/Fat	Unit	2 Nov 2021	3 Nov 2020
Restocker Steer	200-280kg	C2	¢/kg lwt	652	504
Feeder Steer	330-400kg	C2	¢/kg lwt	565	426
Vealer Steer	280-330kg	C2	¢/kg lwt	657	438
			¢/kg cwt	1263	842
Trade Steer	330-400kg	C3	¢/kg lwt	531	430
			¢/kg cwt	996	782
Medium Steer	400-500kg	C3	¢/kg lwt	462	391
			¢/kg cwt	866	737
Heavy Steer	500-600kg	C4	¢/kg lwt	449	380
			¢/kg cwt	814	694
Medium Cow	400-520kg	D3	¢/kg lwt	359	306
			¢/kg cwt	739	630
Eastern Young Cattle Indicator (EYCI)			¢/kg cwt	1063.00	822.5

Eastern states OTH indicators	Carcase weight	Muscle	Unit	29 Oct 2021	6 Nov 2020
Trade steer	240-260kg	A-C	¢/kg cwt	725	615
Medium steer	260-280kg	A-C	¢/kg cwt	729	640
Heavy steer	300-400kg	A-C	¢/kg cwt	737	649
Medium cow	260-280kg	A-E	¢/kg cwt	640	532
MSA trade steer	240-260kg	A-C	¢/kg cwt	754	664

Feeder cattle indicators - paddock sales	Unit	30 Oct 2020
Domestic		
Steers 280-350kg	¢/kg lwt	424
Heifers 280-350kg	¢/kg lwt	400
Export		
Shortfed 100-120 DOF	¢/kg lwt	393
Mediumfed 120-220 DOF	¢/kg lwt	415
Longfed 220+ DOF	¢/kg lwt	330

State saleyard indicators				Queensland		NSW		Victoria		SA		Tasmania	
Category	Live weight	Muscle/Fat	Unit	2 Nov 2021	3 Nov 2020	2 Nov 2021	3 Nov 2020	2 Nov 2021	3 Nov 2020	2 Nov 2021	3 Nov 2020	2 Nov 2021	3 Nov 2020
Restocker Steer	200-280kg	C2	¢/kg lwt	651	505	681	490	548	423	nq	nq	nq	nq
Feeder Steer	330-400kg	C2	¢/kg lwt	558	425	575	436	559	397	530	440	nq	nq
Vealer Steer	280-330kg	C2	¢/kg lwt	nq	392	649	475	600	439	607	432	nq	nq
			¢/kg cwt	nq	754	1230	902	1090	831	1188	863	nq	nq
Trade Steer	330-400kg	C3	¢/kg lwt	403	427	552	436	544	422	568	395	nq	nq
			¢/kg cwt	760	776	1008	783	1024	779	1136	785	nq	nq
Medium Steer	400-500kg	C3	¢/kg lwt	437	378	491	397	491	388	526	384	nq	nq
			¢/kg cwt	814	706	924	739	912	726	1052	755	nq	nq
Heavy Steer	500-600kg	C4	¢/kg lwt	436	374	465	388	437	387	444	nq	nq	nq
			¢/kg cwt	785	684	842	704	810	704	888	nq	nq	nq
Medium Cow	400-520kg	D3	¢/kg lwt	360	316	366	297	358	304	nq	nq	310	262
			¢/kg cwt	740	652	762	622	700	605	nq	nq	646	535

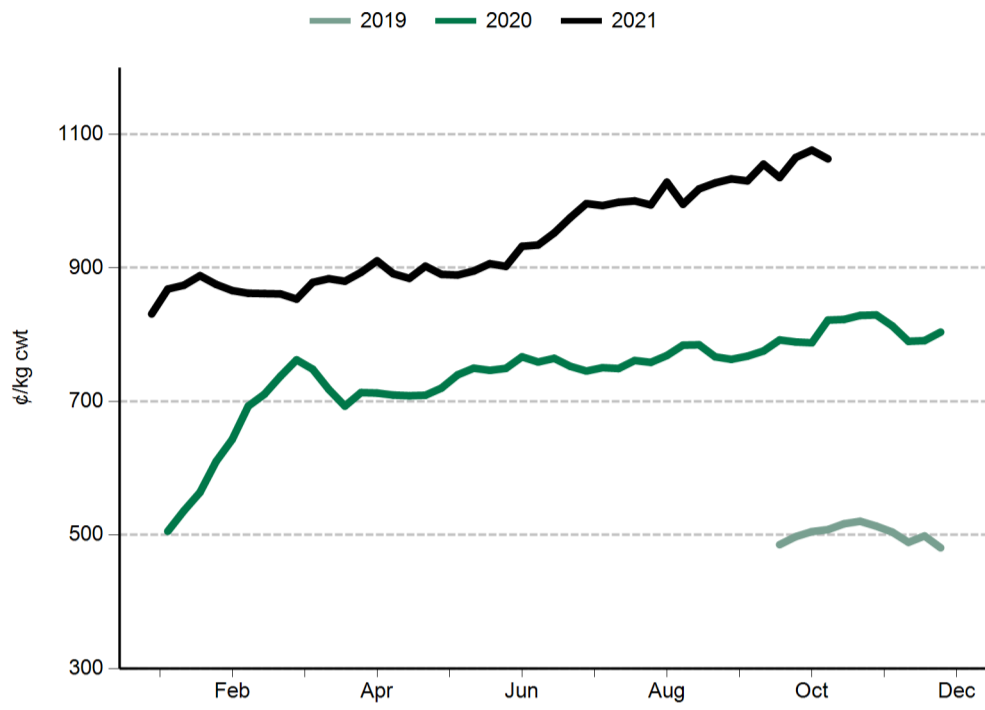
State over-the-hooks indicators				Queensland		NSW		Victoria		SA	Tasmania	
Category	Carcase weight	Muscle	Unit	29 Oct 2021	6 Nov 2020	29 Oct 2021	6 Nov 2020	29 Oct 2021	6 Nov 2020	6 Nov 2020	29 Oct 2021	6 Nov 2020
Trade steer	240-260kg	A-C	¢/kg cwt	732	659	711	614	784	663	nq	676	521
Medium steer	260-280kg	A-C	¢/kg cwt	724	652	708	612	774	655	nq	710	nq
Heavy steer	300-400kg	A-C	¢/kg cwt	735	663	721	622	781	662	nq	710	nq
Medium cow	260-280kg	A-E	¢/kg cwt	672	568	639	525	632	512	558	615	497
MSA trade steer	240-260kg	A-C	¢/kg cwt	737	669	771	659	nq	nq	nq	nq	nq

WA saleyard indicators	Unit	2 Nov 2021	3 Nov 2020
WYCI	¢/kg cwt	1183	789
Medium Steer	¢/kg lwt	450	389
Medium Cow	¢/kg lwt	292	258

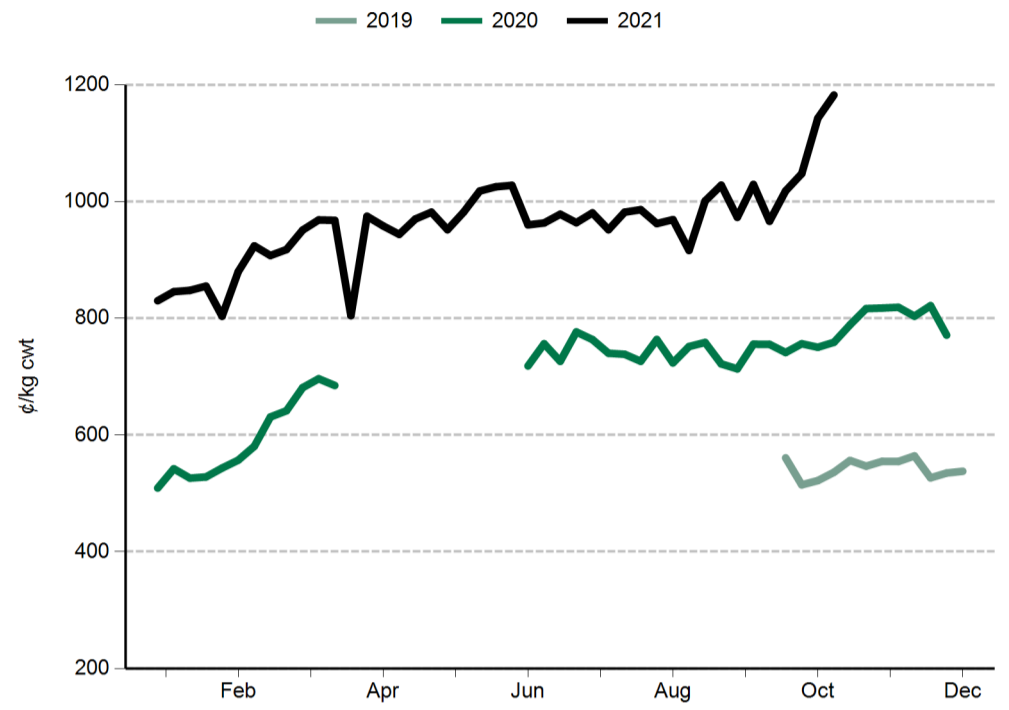
WA over-the-hooks indicators	Unit	6 Nov 2020
Grassfed yearling	¢/kg cwt	665
Grainfed yearling	¢/kg cwt	665
MSA yearling	¢/kg cwt	670

Live Export Price Quotes			Unit	22 Oct 2021	30 Oct 2020
Light Steer	260 - 360 kg	Townsville	¢/kg lwt	nq	nq
	260 - 360 kg	Darwin	¢/kg lwt	nq	355
Light Heifer	260 - 360 kg	Townsville	¢/kg lwt	nq	nq
	260 - 360 kg	Darwin	¢/kg lwt	nq	320

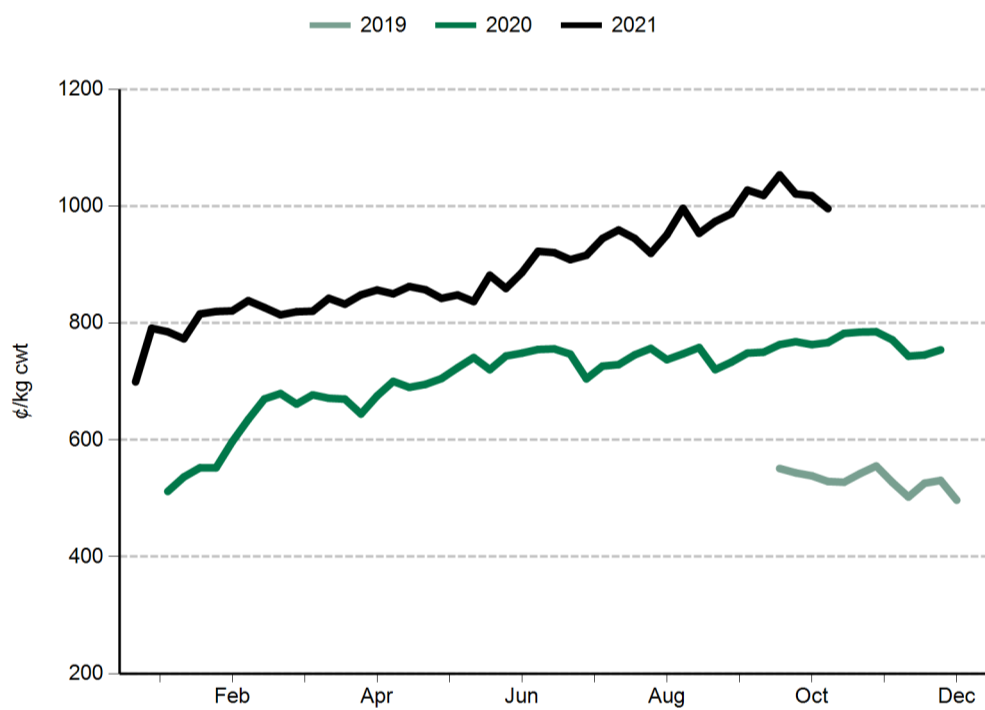
Eastern Young Cattle Indicator (EYCI)



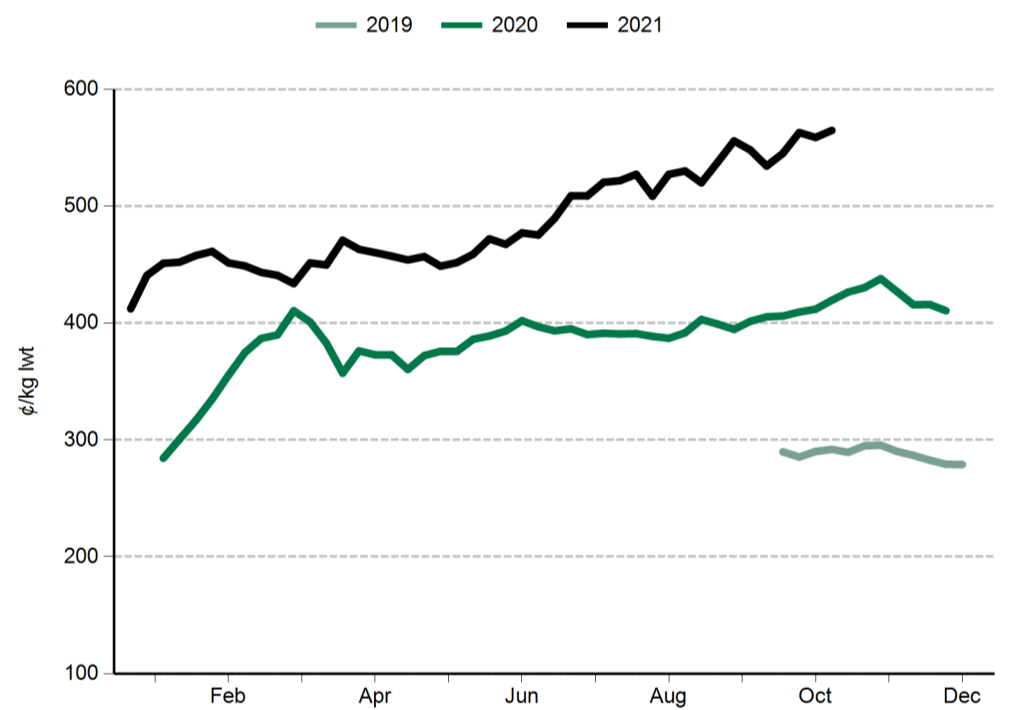
Western Young Cattle Indicator (WYCI)



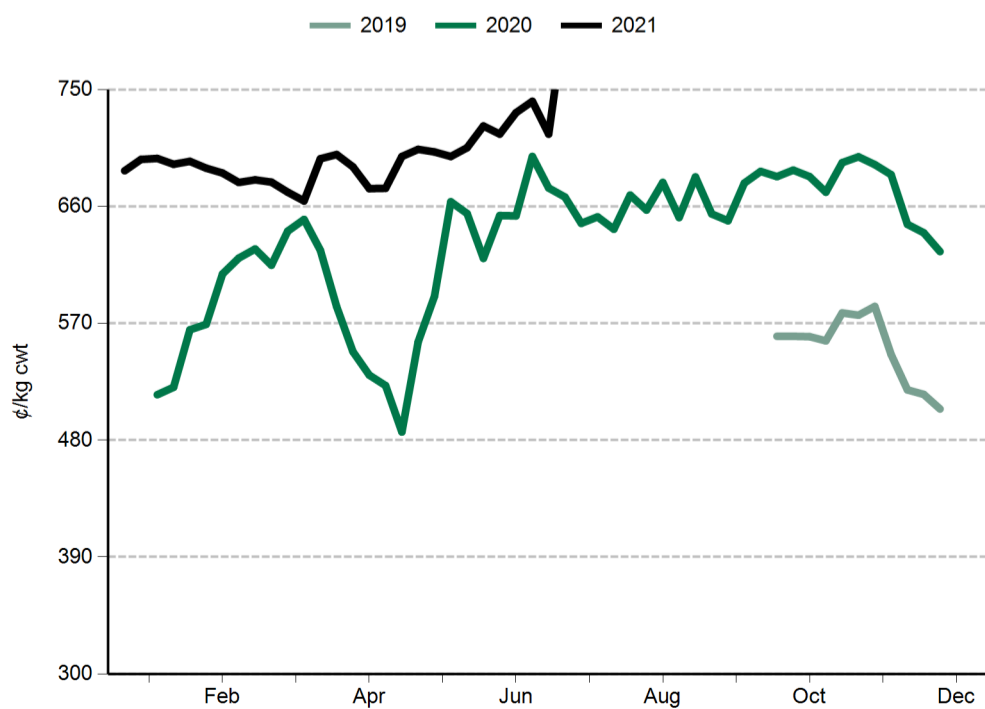
Trade steer



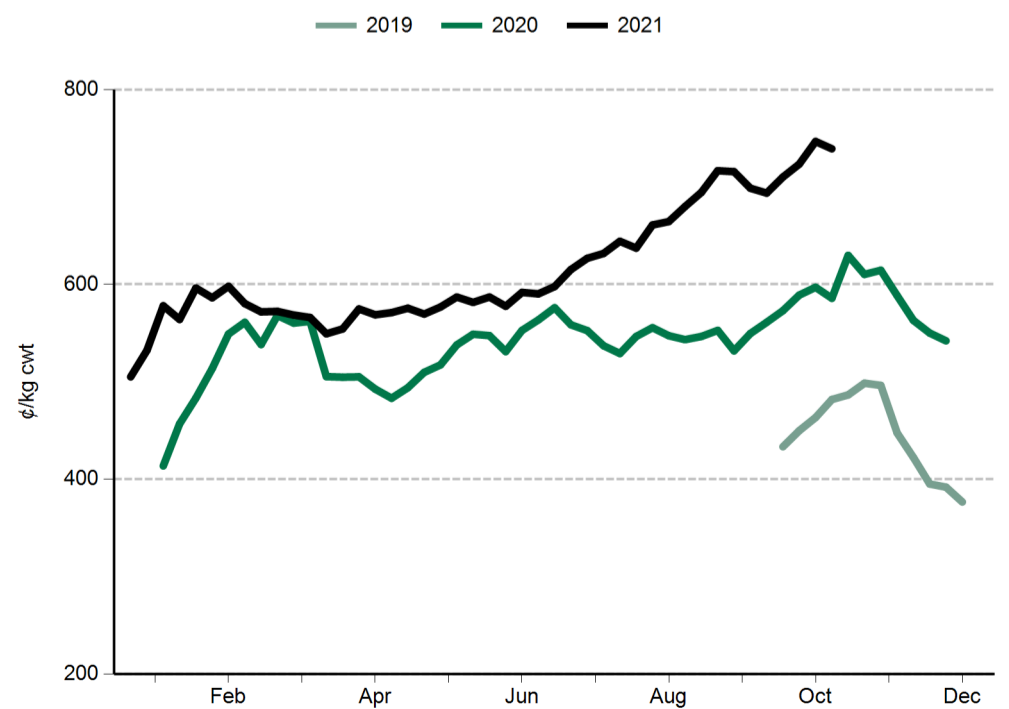
Feeder steer



Heavy steer



Medium cow



Sheep and lamb prices

Eastern States Trade Lamb Indicator (¢/kg cwt)	2 Nov 2021	3 Nov 2020
ESTLI	832	779

National saleyard sheep and lamb indicators (¢/kg cwt)		2 Nov 2021	3 Nov 2020
Merino lamb	16-22kg	738	742
Restocker/feeder lamb	0-18kg	945	882
Light lamb	12-18kg	849	801
Trade lamb	18-22kg	827	774
Heavy lamb	22+kg	819	766
Mutton	18-24kg	569	593

National OTH sheep and lamb indicators (¢/kg cwt)		29 Oct 2021	6 Nov 2020
Medium trade lamb	18-20kg	803	701
Heavy trade lamb	20-22kg	803	700
Heavy lamb	22-24kg	802	705
Mutton	18-24kg	614	536

State saleyard sheep and lamb indicators (¢/kg cwt)		Victoria		NSW		SA		WA		Tasmania	
		2 Nov 2021	3 Nov 2020	2 Nov 2021	3 Nov 2020	2 Nov 2021	3 Nov 2020	2 Nov 2021	3 Nov 2020	2 Nov 2021	3 Nov 2020
Merino lamb	16-22kg	742	736	730	753	787	724	687	495	nq	nq
Restocker/feeder lamb	0-18kg	899	854	989	970	979	986	797	634	954	933
Light lamb	12-18kg	824	830	870	855	886	854	782	668	nq	778
Trade lamb	18-22kg	846	778	827	807	828	733	730	647	867	752
Heavy lamb	22+kg	835	757	817	790	815	716	699	633	801	706
Mutton	18-24kg	574	640	563	658	501	607	565	485	639	651

Over-the-hooks sheep and lamb indicators (¢/kg cwt)		Victoria		NSW		SA		WA		Tasmania	
		29 Oct 2021	6 Nov 2020	29 Oct 2021	6 Nov 2020	29 Oct 2021	6 Nov 2020	29 Oct 2021	6 Nov 2020	29 Oct 2021	6 Nov 2020
Medium trade lamb	18-20kg	817	708	783	710	840	747	773	640	nq	nq
Heavy trade lamb	20-22kg	817	703	783	710	840	747	773	640	nq	nq
Heavy lamb	22-24kg	812	720	783	710	840	750	773	640	nq	nq
Mutton	18-24kg	625	555	626	545	nq	533	590	513	nq	nq

Live export price quotes (A\$/head)		26 Oct 2021	3 Nov 2020
Live wether	Muchea	nq	109

Glossary:

cwt – carcase weight

lwt – live weight

OTH – over-the-hooks. Refers to the marketing of cattle/sheep/lambs directly from the farm to an abattoir where a producer is paid for the value of the carcase based on a sliding grid.

CIF – Cost, insurance, freight. The quoted price for the goods including freight and insurance costs delivered to final destination.

C&F – Cost and freight. Refers to the quoted price for the goods, including freight to the delivery point, but not insurance.

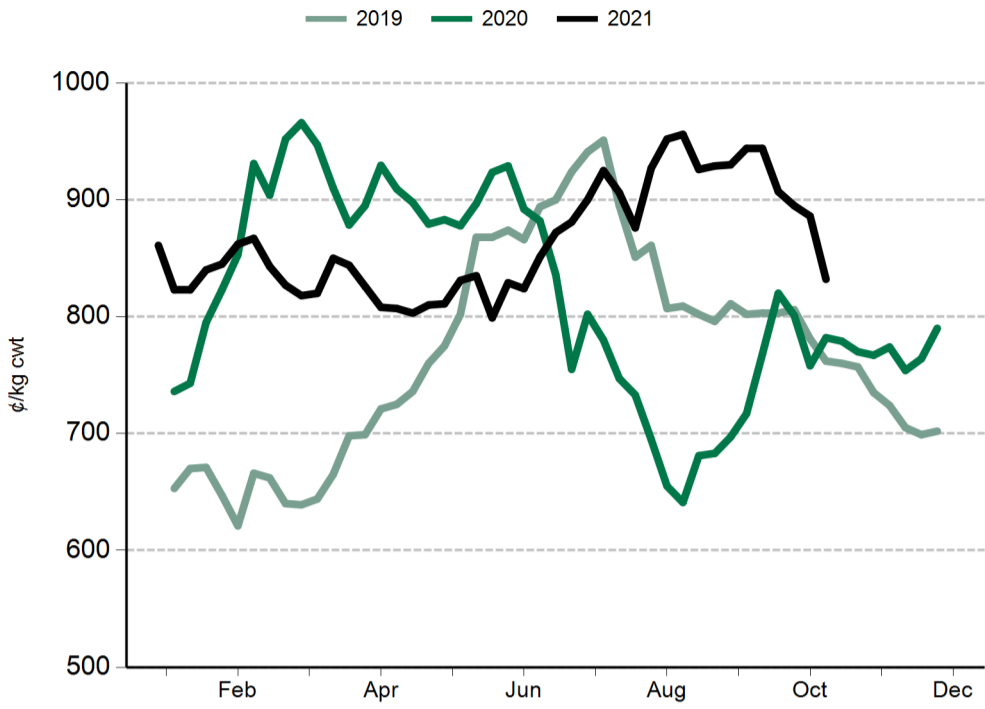
FAS – Free alongside ship. Refers to export price quotes where the seller is obliged to pay warehouse services, packing, inland freight and port charges, but not placement of goods onto the ship. The buyer is obliged to pay overseas freight, charges in foreign port, customs duties, quarantine and delivery to final destination. (See also 'FOB').

EYCI – Eastern Young Cattle Indicator. A seven day rolling average from 24 saleyards across NSW, Victoria and Queensland. It includes vealer and yearling heifers and steers, grade score C2 or C3, with live weight from 200kg.

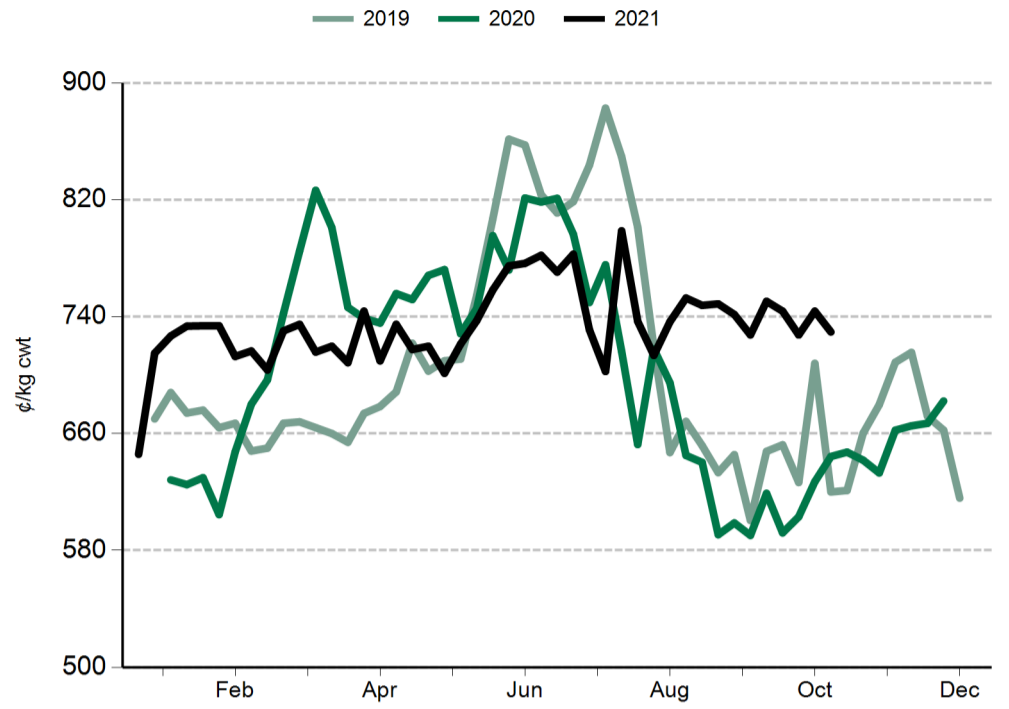
WYCI – Western Young Cattle Indicator. A benchmark of the value of young cattle in WA saleyards. It includes vealer and yearling heifers and steers, grade score C2 or C3, 180kg+ live weight.

All data is collected by MLA's NLRS, unless specified otherwise.

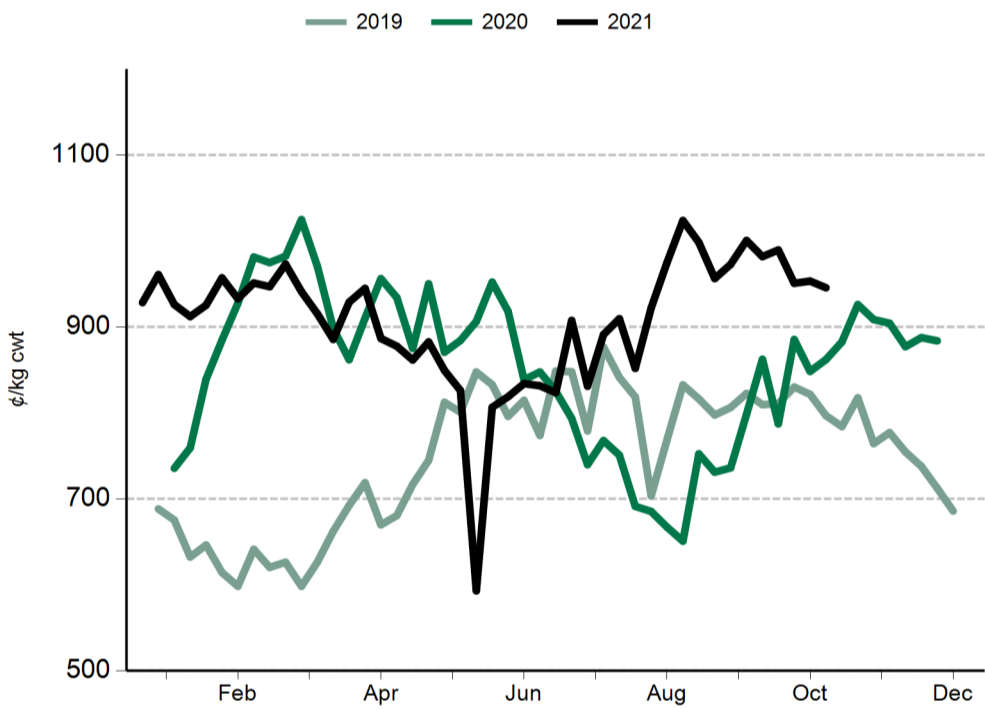
Eastern States Trade Lamb Indicator (ESTLI)



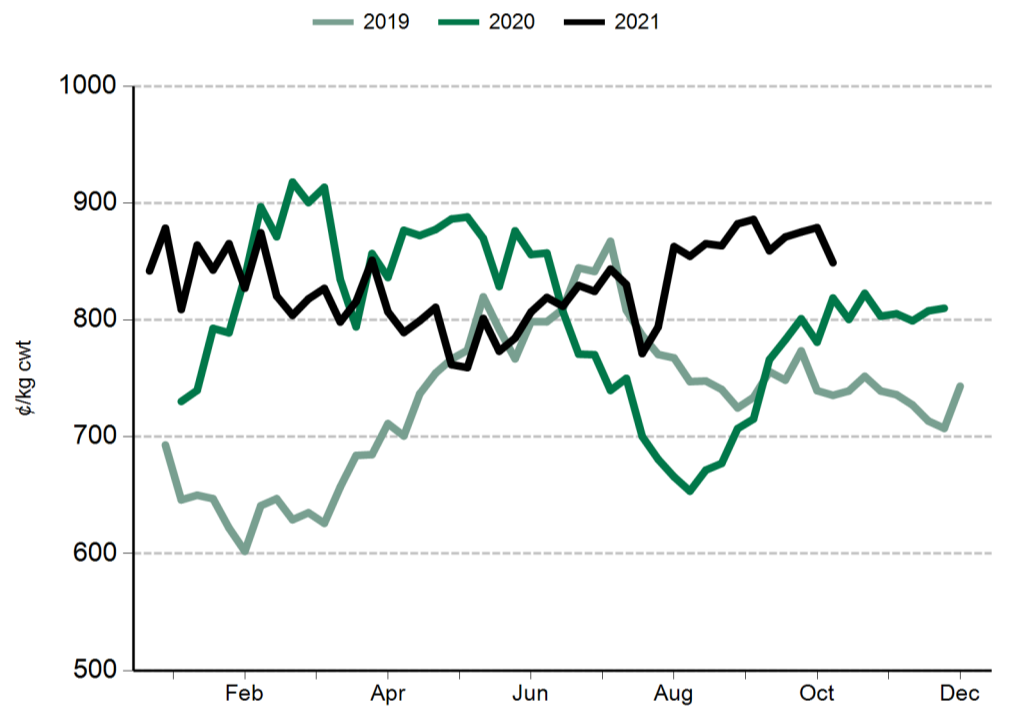
Western Trade Lamb Indicator (WTLI)



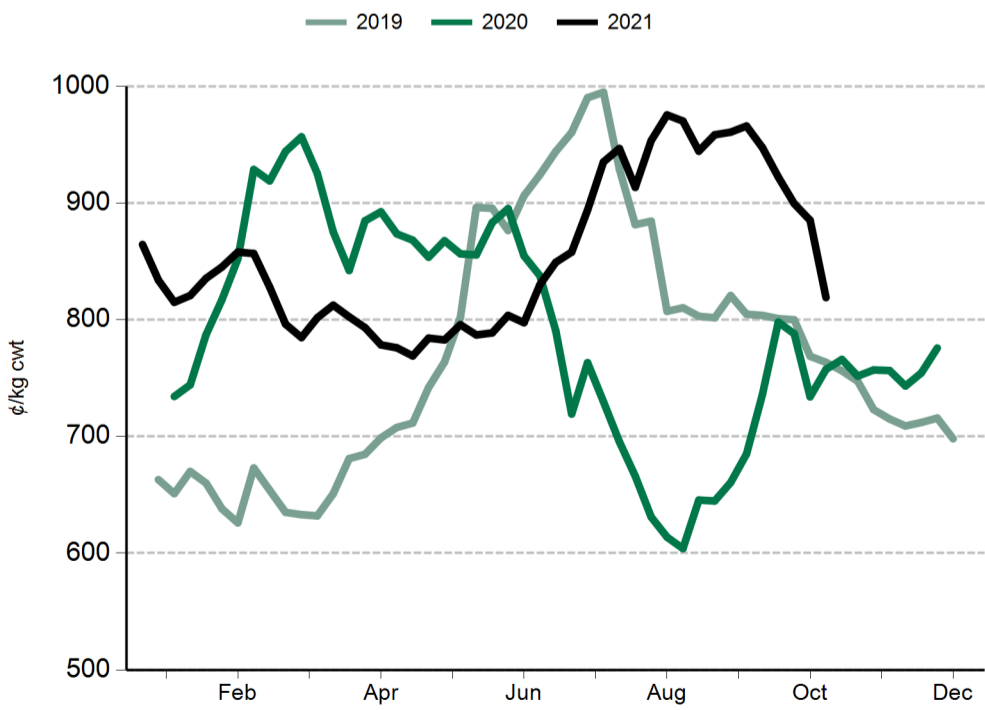
Restocker lamb



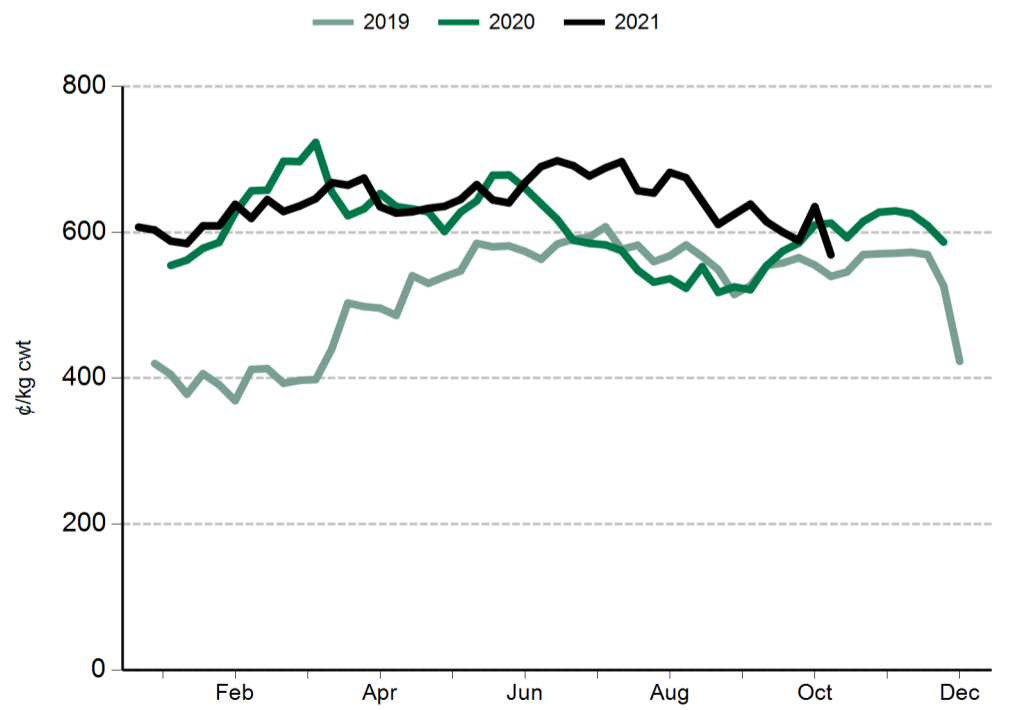
Light lamb



Heavy lamb



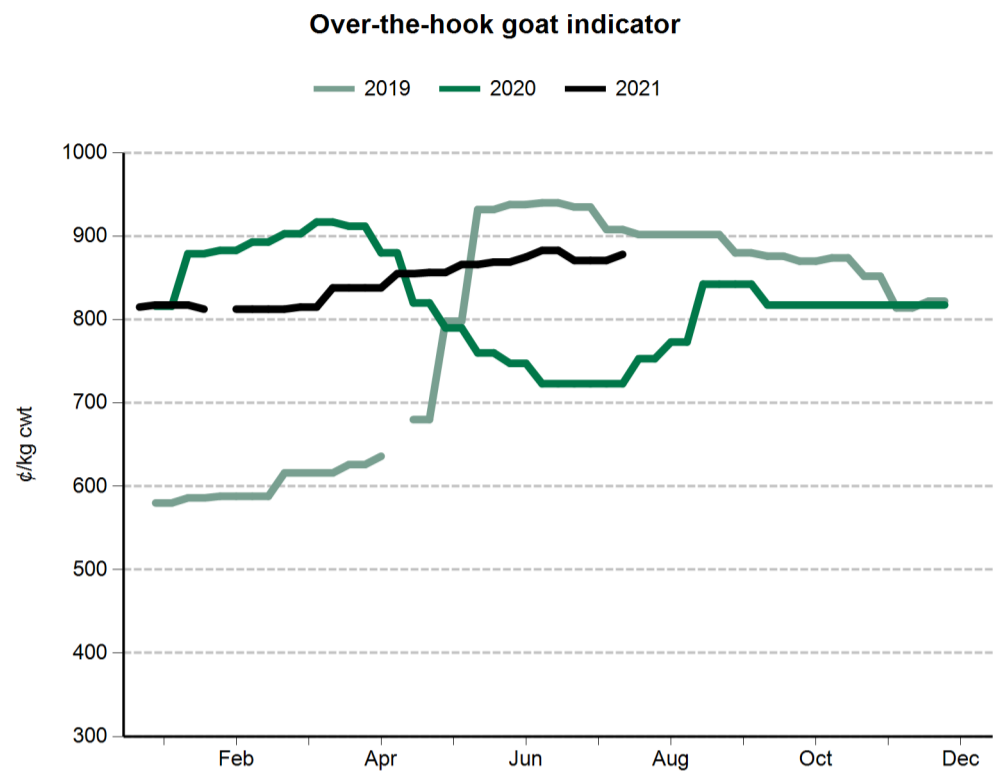
Mutton



General statistics

Over-the-hooks goat indicators (A¢/kg cwt)	22 Oct 2021	6 Nov 2020
8.1-10kg	869	818
10.1-12kg	891	818
12.1-16kg	891	818
16.1-20kg	917	818
20.1kg+	892	818

Skin indicators - Lambs		30 Oct 2020
2" +	16.1 - 20kg	100
	20.1 - 24kg	188
	24.1kg +	288
1" - 2"	16.1 - 20kg	200
	20.1 - 24kg	50
	24.1kg +	163
0.5" - 1"	16.1 - 20kg	nq
	20.1 - 24kg	nq
	24.1kg +	125
New Season	16.1 - 20kg	nq
	20.1 - 24kg	231
	24.1kg +	313
Skin indicators - Merino sheep (average 25 micron)		
1.5" - 2"	16.1 - 20kg	500
	20.1 - 24kg	725
	24.1kg +	825



Grain prices - Darling Downs (A\$/tonne)	22 Oct 2021	30 Oct 2020
Wheat	336	315
Barley	287	265
Sorghum	nq	nq
Grain prices - Riverina (A\$/tonne)		
Wheat	nq	303
Barley	nq	230

Source: Profarmer Australia

PLEASE NOTE

MLA no longer reports on fodder prices, tallow prices or the EMI on a weekly basis.

These can be accessed separately through these links:

- [Fodder prices \(Dairy Australia\)](#)
- [Tallow prices \(MLA monthly co-product report\)](#)
- [EMI \(AWEX\)](#)

US imported beef prices (CIF)		22 Oct 2021	30 Oct 2020
Bull 95CL	US¢/lb	297.5	224.5
	A¢/kg	873.8	699.8
Cow 90CL	US¢/lb	277.5	208.0
	A¢/kg	815.0	648.4
CC/CF 85CL	US¢/lb	253.5	184.5
	A¢/kg	744.5	575.1
Shank 90CL	US¢/lb	277.5	209.0
	A¢/kg	815.0	651.5
Trim 85CL	US¢/lb	252.0	183.5
	A¢/kg	740.1	572.0
Trim 80CL	US¢/lb	236.5	181.5
	A¢/kg	694.6	565.8
Trim 75CL	US¢/lb	175.0	175.0
	A¢/kg	514.0	545.5
Trim 65CL	US¢/lb	nq	nq
	A¢/kg	nq	nq
Outside flats	US¢/lb	nq	nq
	A¢/kg	nq	nq
Knuckles	US¢/lb	290.0	267.5
	A¢/kg	851.8	833.9
Inside cap off	US¢/lb	365.0	315.0
	A¢/kg	1072.0	982.0

Source: Steiner Consulting Group

