

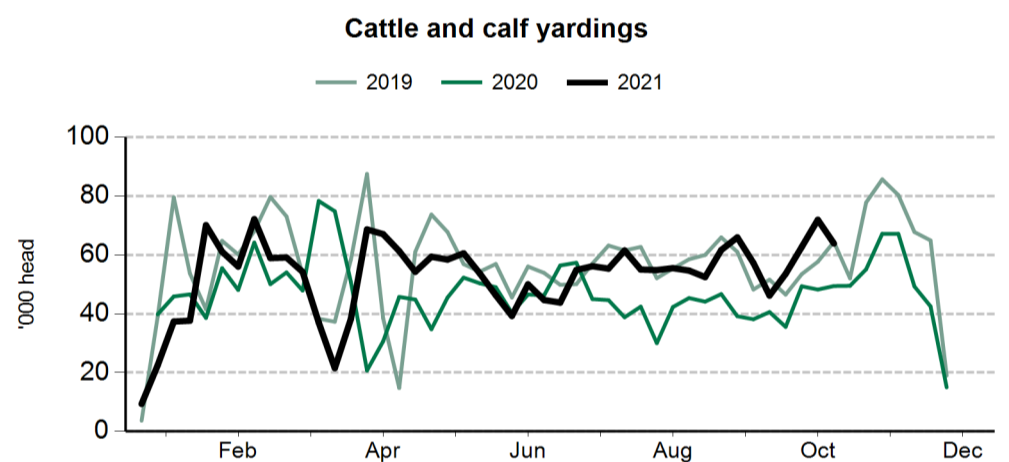
The following weekly statistical summary includes the following information:

- **Livestock movements**.....pages 1-2
  - Cattle yardings
  - Sheep yardings
  - Cattle slaughter
  - Sheep, lamb and goat slaughter
- **Cattle price indicators**.....pages 3-4
  - Saleyard indicators
  - Over-the-hook indicators
  - Live export indicators
- **Sheep and lamb indicators**.....pages 5-6
  - Saleyard indicators
  - Over-the-hook indicators
  - Live export indicators
- **General statistics**.....page 7
  - Over-the-hook goat indicators
  - Skin price indicators
  - Weekly US imported beef indicators

### Cattle movements

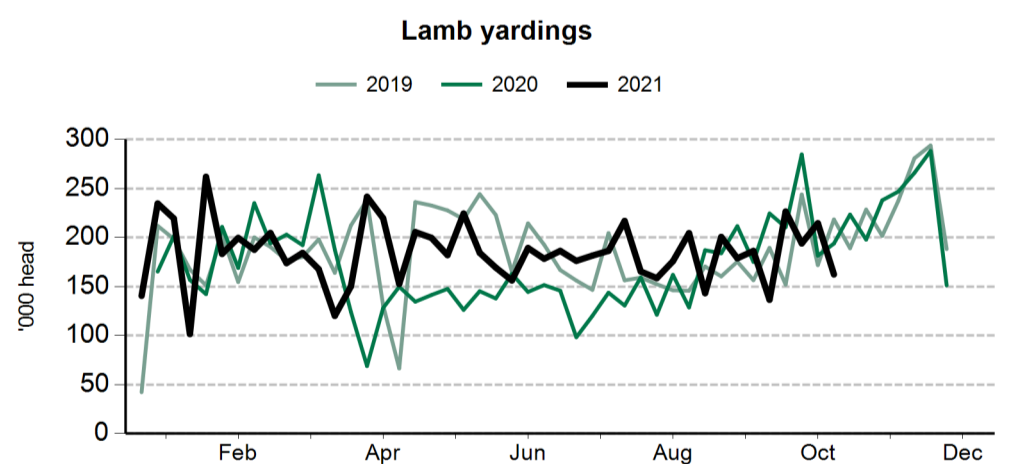
Cattle saleyard throughput		5 Nov 2021	29 Oct 2021	6 Nov 2020
Queensland	Cattle	2,744	18,602	21,552
NSW	Cattle	7,359	16,685	14,225
Victoria	Cattle	4,597	5,136	6,419
SA	Cattle	1,248	2,146	2,785
WA	Cattle	2,184	4,476	4,428
Tasmania	Cattle	65	60	105

Cattle slaughter		29 Oct 2021	6 Nov 2020
Queensland	Cattle	48,699	53,870
	Calves	18	63
NSW	Cattle	28,162	25,509
	Calves	455	1,361
Victoria	Cattle	11,659	15,690
	Calves	509	681
SA	Cattle	2,957	3,946
	Calves	6	12
Tasmania	Cattle	2,789	3,798
	Calves	223	327

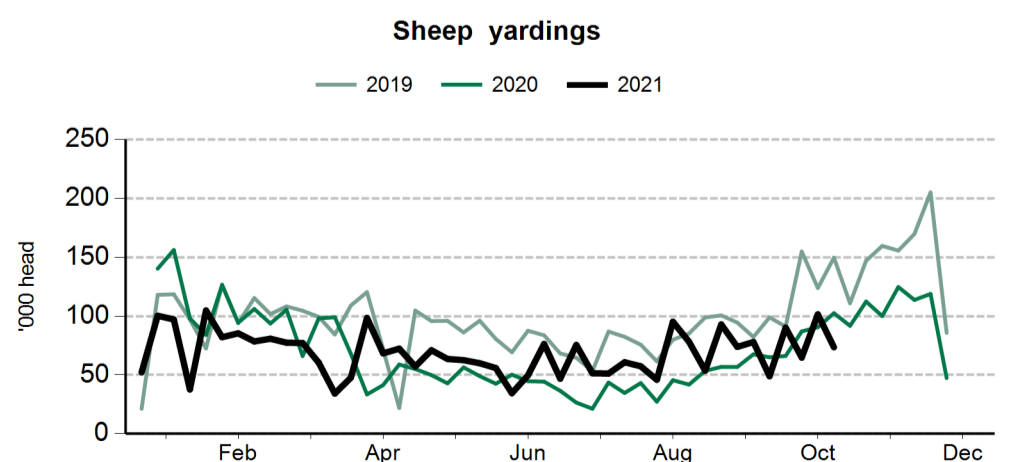


### Smallstock movements

Sheep and lamb saleyard throughput		5 Nov 2021	29 Oct 2021	6 Nov 2020
NSW	Lambs	27,855	81,780	108,616
	Sheep	12,929	34,320	36,804
Victoria	Lambs	46,758	42,574	62,190
	Sheep	10,228	25,175	30,109
SA	Lambs	24,576	28,620	37,329
	Sheep	4,168	3,897	8,607
WA	Lambs	4,455	7,200	12,805
	Sheep	3,500	8,426	14,300
Tasmania	Lambs	1,715	1,225	1,545
	Sheep	1,097	1,346	1,602

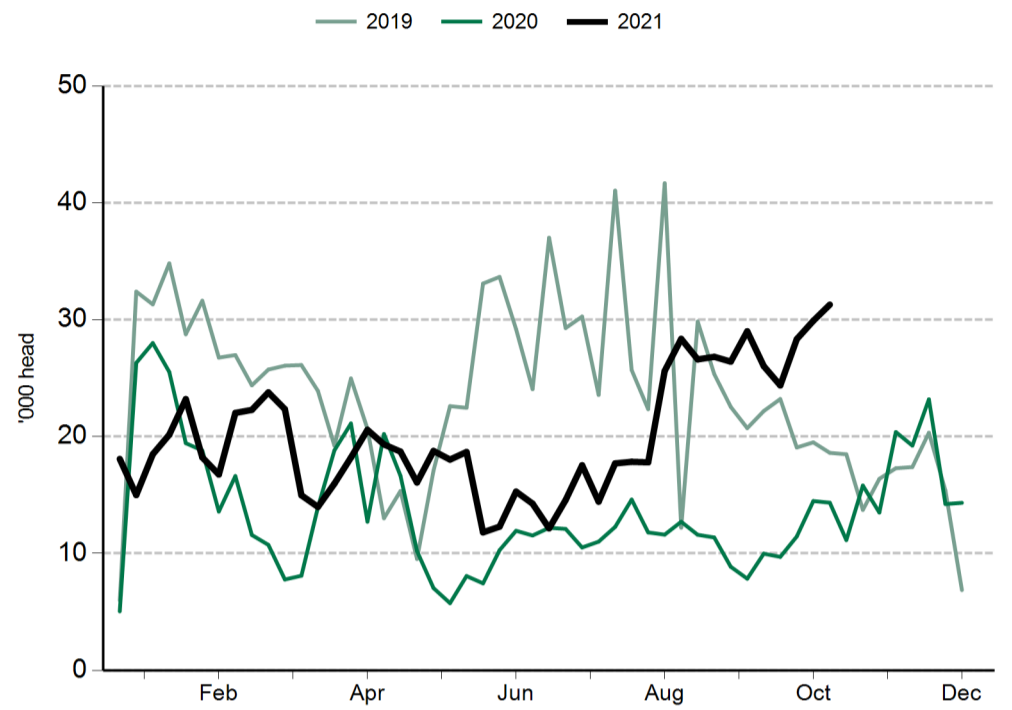


Sheep and lamb slaughter		29 Oct 2021	6 Nov 2020
Queensland	Lambs	128	146
	Sheep	551	1,337
NSW	Lambs	85,895	106,275
	Sheep	47,815	47,750
Victoria	Lambs	150,242	154,468
	Sheep	35,499	30,597
SA	Lambs	47,037	50,627
	Sheep	8,957	8,646
Tasmania	Lambs	5,082	4,793
	Sheep	1,021	718

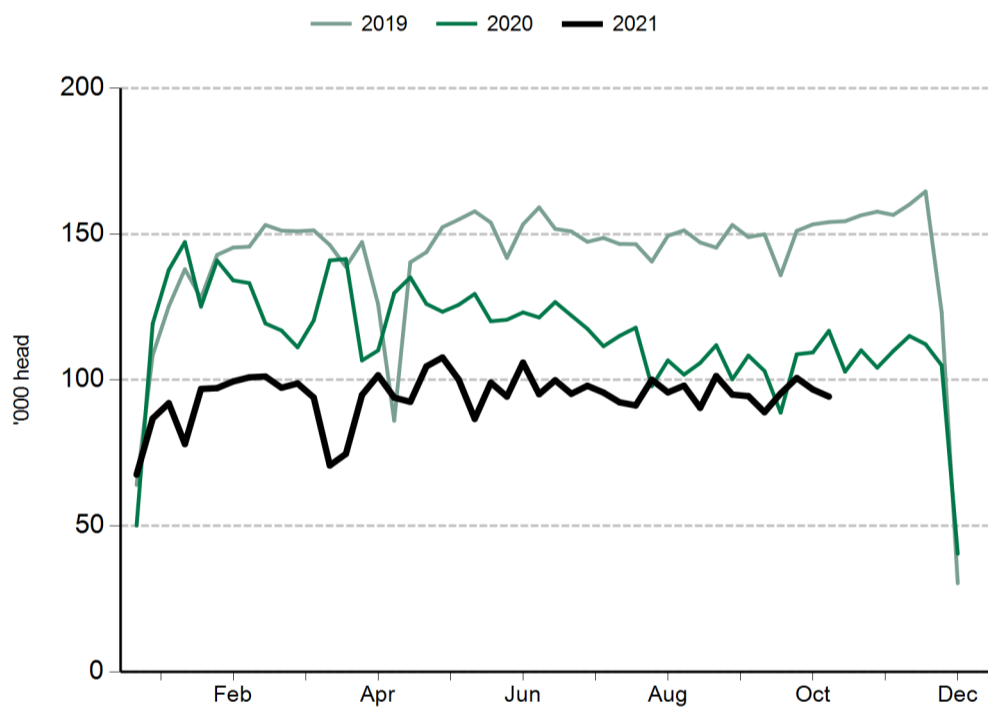


Goat slaughter		29 Oct 2021	6 Nov 2020
Queensland	Goats	13,184	8,274
NSW	Goats	1,165	1,371
Victoria	Goats	12,551	1,472
SA	Goats	4,388	22
Tasmania	Goats	nq	nq

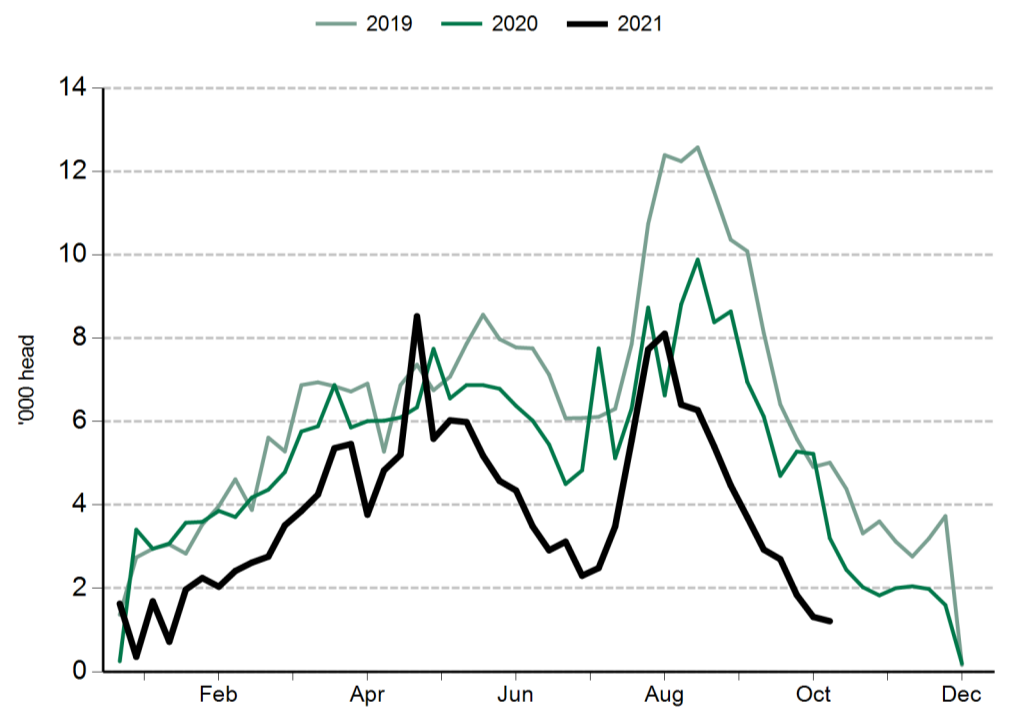
Goat slaughter



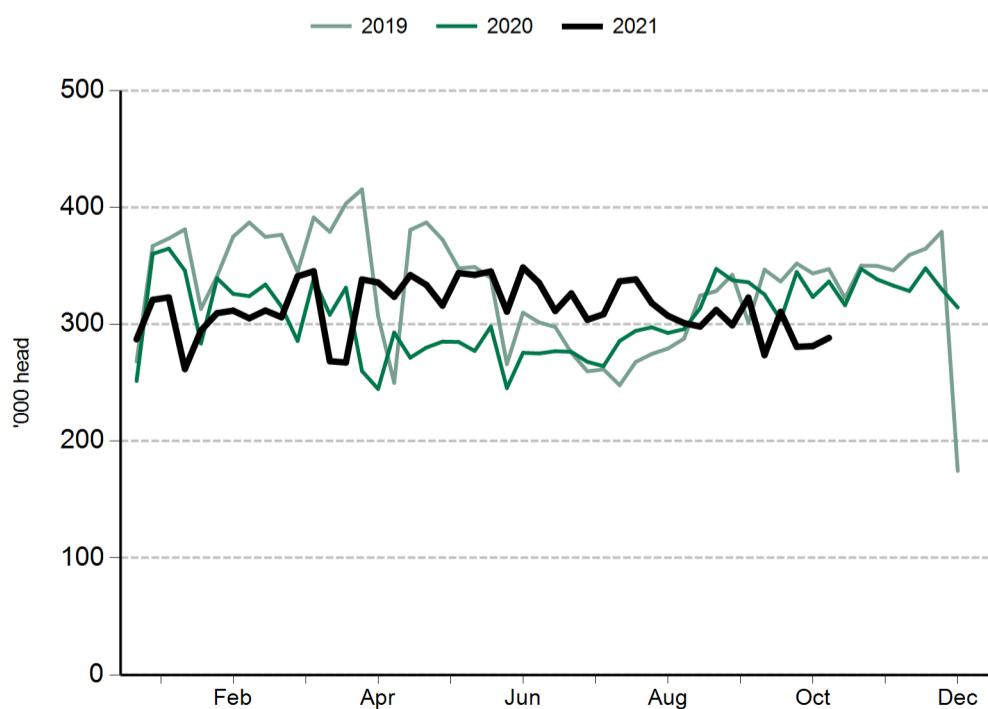
Cattle slaughter



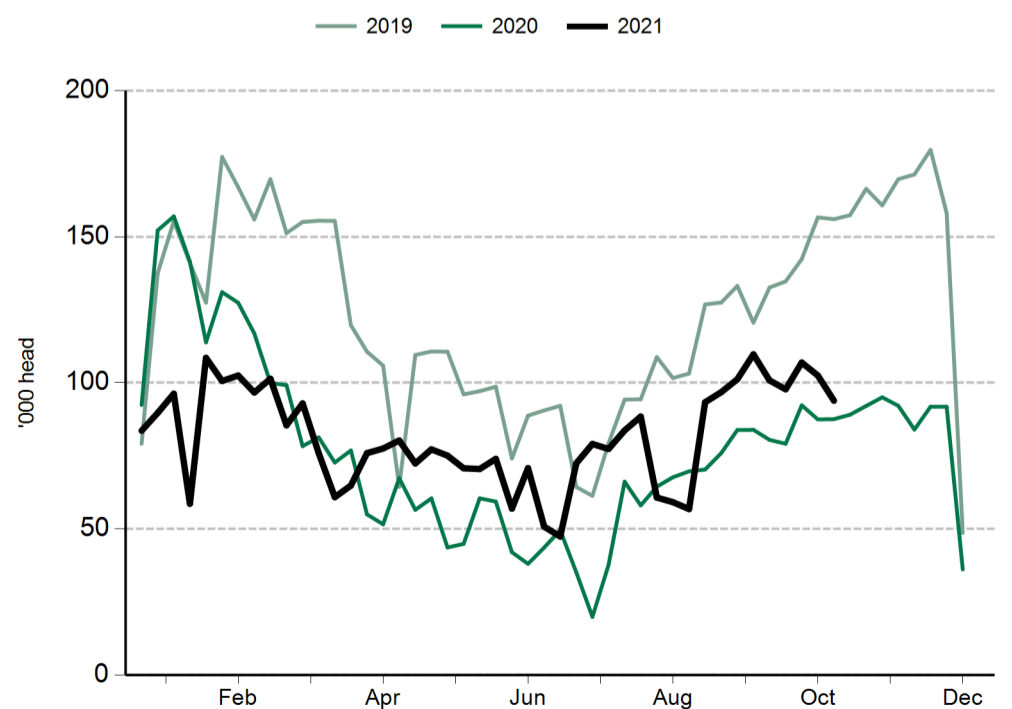
Calf slaughter



Lamb slaughter



Sheep slaughter



#### Cattle prices

National saleyard indicators	Live weight	Muscle/Fat	Unit	9 Nov 2021	10 Nov 2020
Restocker Steer	200-280kg	C2	¢/kg lwt	642	474
Feeder Steer	330-400kg	C2	¢/kg lwt	572	430
Vealer Steer	280-330kg	C2	¢/kg lwt	654	447
			¢/kg cwt	1263	858
Trade Steer	330-400kg	C3	¢/kg lwt	539	430
			¢/kg cwt	988	785
Medium Steer	400-500kg	C3	¢/kg lwt	474	391
			¢/kg cwt	892	733
Heavy Steer	500-600kg	C4	¢/kg lwt	453	384
			¢/kg cwt	832	698
Medium Cow	400-520kg	D3	¢/kg lwt	363	299
			¢/kg cwt	749	610
Eastern Young Cattle Indicator (EYCI)			¢/kg cwt	1061.00	828.5

Eastern states OTH indicators	Carcase weight	Muscle	Unit	5 Nov 2021	13 Nov 2020
Trade steer	240-260kg	A-C	¢/kg cwt	728	615
Medium steer	260-280kg	A-C	¢/kg cwt	729	640
Heavy steer	300-400kg	A-C	¢/kg cwt	737	649
Medium cow	260-280kg	A-E	¢/kg cwt	642	534
MSA trade steer	240-260kg	A-C	¢/kg cwt	754	669

Feeder cattle indicators - paddock sales	Unit	6 Nov 2020
<b>Domestic</b>		
Steers 280-350kg	¢/kg lwt	424
Heifers 280-350kg	¢/kg lwt	400
<b>Export</b>		
Shortfed 100-120 DOF	¢/kg lwt	393
Mediumfed 120-220 DOF	¢/kg lwt	415
Longfed 220+ DOF	¢/kg lwt	330

State saleyard indicators				Queensland		NSW		Victoria		SA		Tasmania	
Category	Live weight	Muscle/Fat	Unit	9 Nov 2021	10 Nov 2020	9 Nov 2021	10 Nov 2020	9 Nov 2021	10 Nov 2020	9 Nov 2021	10 Nov 2020	9 Nov 2021	10 Nov 2020
Restocker Steer	200-280kg	C2	¢/kg lwt	644	473	618	494	nq	394	nq	nq	nq	nq
Feeder Steer	330-400kg	C2	¢/kg lwt	546	425	581	441	561	416	nq	450	nq	nq
Vealer Steer	280-330kg	C2	¢/kg lwt	nq	nq	649	476	608	432	648	nq	nq	nq
			¢/kg cwt	nq	nq	1210	898	1128	813	1285	nq	nq	nq
Trade Steer	330-400kg	C3	¢/kg lwt	464	398	556	437	542	422	508	410	448	nq
			¢/kg cwt	859	736	1004	787	994	787	1009	778	800	nq
Medium Steer	400-500kg	C3	¢/kg lwt	441	379	515	399	527	398	525	415	nq	358
			¢/kg cwt	829	692	956	745	976	744	1051	786	nq	652
Heavy Steer	500-600kg	C4	¢/kg lwt	439	388	455	380	456	384	nq	nq	nq	nq
			¢/kg cwt	799	696	829	697	848	710	nq	nq	nq	nq
Medium Cow	400-520kg	D3	¢/kg lwt	368	300	345	302	361	319	nq	nq	346	263
			¢/kg cwt	758	611	730	628	719	637	nq	nq	641	549

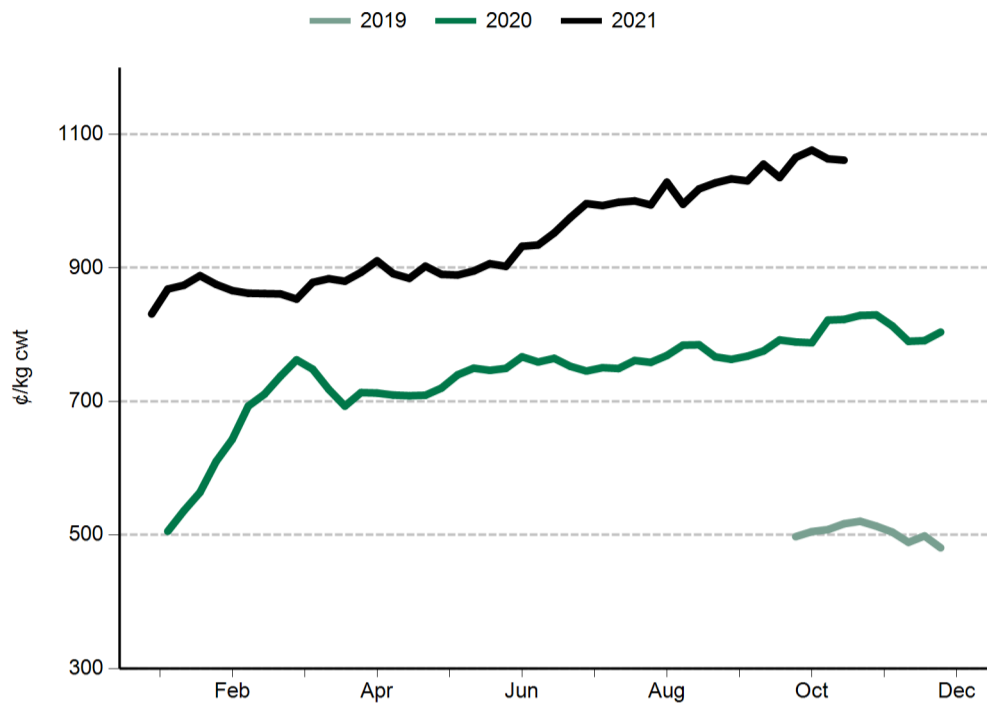
State over-the-hooks indicators				Queensland		NSW		Victoria		SA		Tasmania	
Category	Carcase weight	Muscle	Unit	5 Nov 2021	13 Nov 2020	5 Nov 2021	13 Nov 2020	5 Nov 2021	13 Nov 2020	13 Nov 2020	5 Nov 2021	13 Nov 2020	
Trade steer	240-260kg	A-C	¢/kg cwt	732	660	711	614	784	663	nq	685	521	
Medium steer	260-280kg	A-C	¢/kg cwt	724	654	708	612	774	655	nq	710	nq	
Heavy steer	300-400kg	A-C	¢/kg cwt	735	664	721	622	781	662	nq	710	nq	
Medium cow	260-280kg	A-E	¢/kg cwt	672	571	639	534	632	512	558	625	497	
MSA trade steer	240-260kg	A-C	¢/kg cwt	737	674	771	664	nq	nq	nq	nq	nq	

WA saleyard indicators	Unit	9 Nov 2021	10 Nov 2020
WYCI	¢/kg cwt	1086	817
Medium Steer	¢/kg lwt	478	354
Medium Cow	¢/kg lwt	368	257

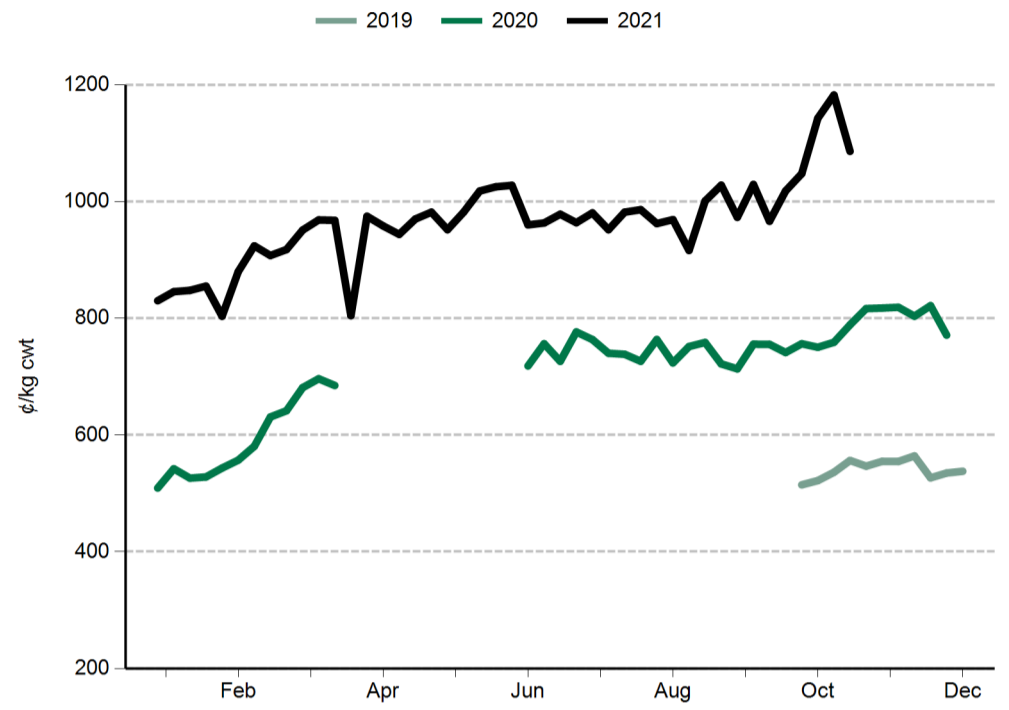
WA over-the-hooks indicators	Unit	13 Nov 2020
Grassfed yearling	¢/kg cwt	665
Grainfed yearling	¢/kg cwt	665
MSA yearling	¢/kg cwt	670

Live Export Price Quotes			Unit	29 Oct 2021	6 Nov 2020
Light Steer	260 - 360 kg	Townsville	¢/kg lwt	nq	nq
	260 - 360 kg	Darwin	¢/kg lwt	nq	355
Light Heifer	260 - 360 kg	Townsville	¢/kg lwt	nq	350
	260 - 360 kg	Darwin	¢/kg lwt	nq	320

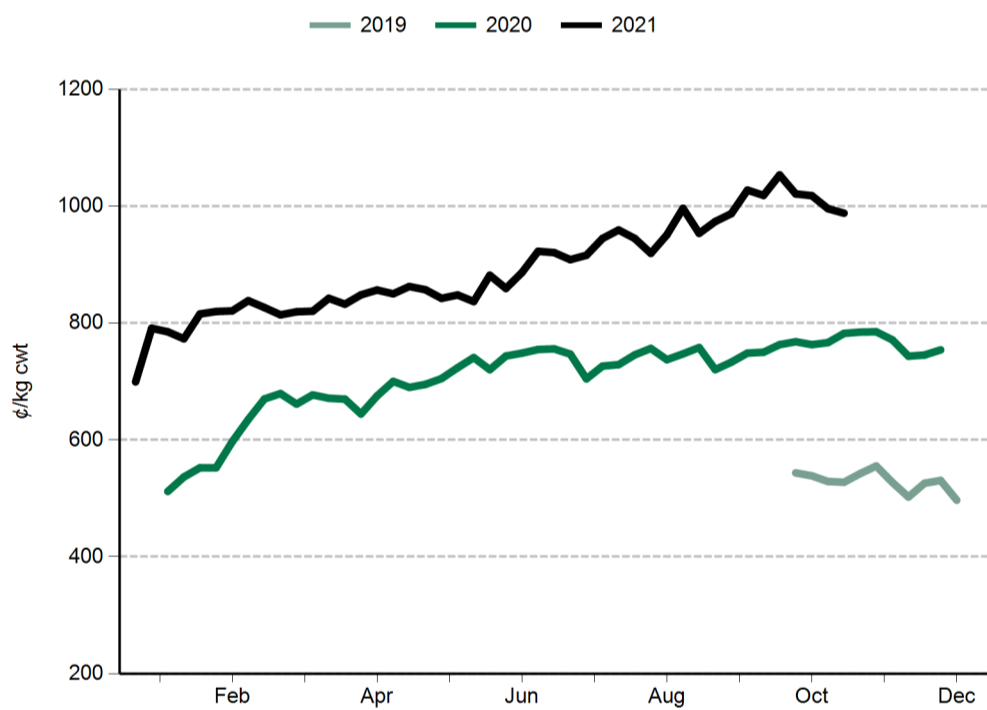
**Eastern Young Cattle Indicator (EYCI)**



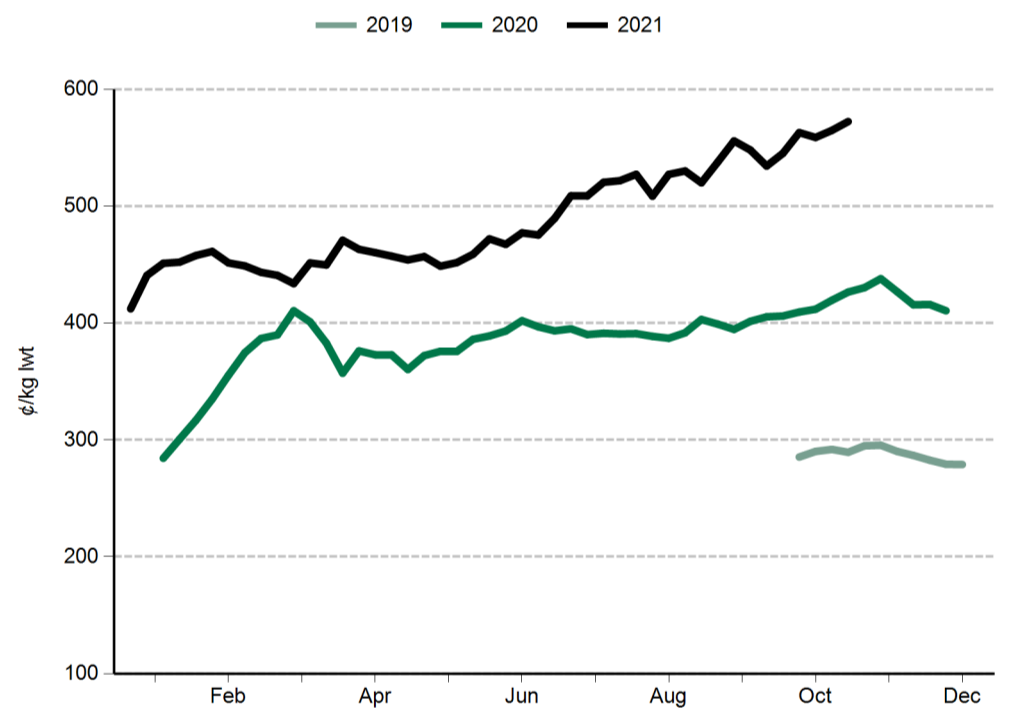
**Western Young Cattle Indicator (WYCI)**



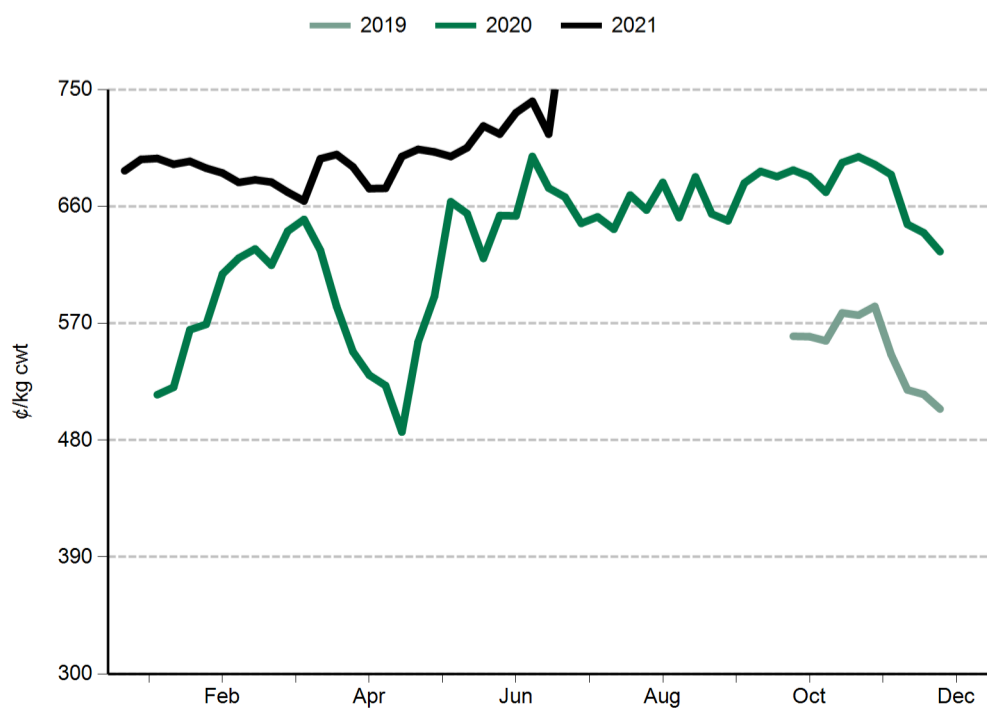
**Trade steer**



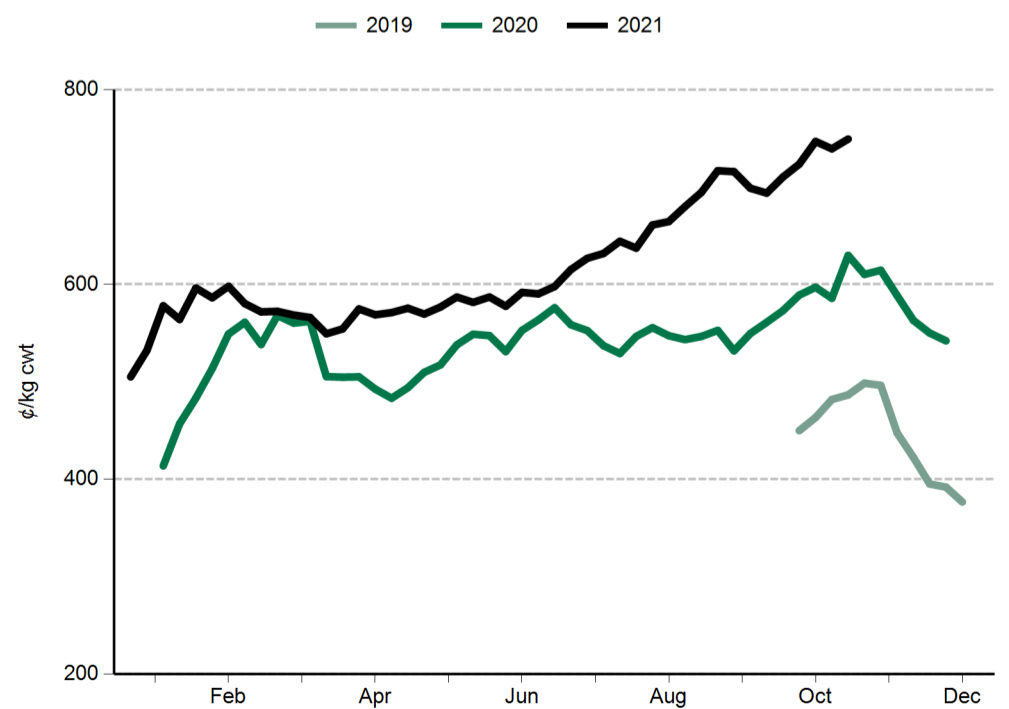
**Feeder steer**



**Heavy steer**



**Medium cow**



**Sheep and lamb prices**

Eastern States Trade Lamb Indicator (¢/kg cwt)	9 Nov 2021	10 Nov 2020
ESTLI	842	770

National saleyard sheep and lamb indicators (¢/kg cwt)		9 Nov 2021	10 Nov 2020
Merino lamb	16-22kg	787	739
Restocker/feeder lamb	0-18kg	947	926
Light lamb	12-18kg	886	823
Trade lamb	18-22kg	838	762
Heavy lamb	22+kg	843	752
Mutton	18-24kg	580	615

National OTH sheep and lamb indicators (¢/kg cwt)		5 Nov 2021	13 Nov 2020
Medium trade lamb	18-20kg	794	695
Heavy trade lamb	20-22kg	794	694
Heavy lamb	22-24kg	792	696
Mutton	18-24kg	607	536

State saleyard sheep and lamb indicators (¢/kg cwt)		Victoria		NSW		SA		WA		Tasmania	
		9 Nov 2021	10 Nov 2020	9 Nov 2021	10 Nov 2020	9 Nov 2021	10 Nov 2020	9 Nov 2021	10 Nov 2020	9 Nov 2021	10 Nov 2020
Merino lamb	16-22kg	814	710	784	753	743	723	789	688	nq	nq
Restocker/feeder lamb	0-18kg	916	867	995	1017	995	954	868	631	1044	1038
Light lamb	12-18kg	856	838	867	884	965	866	762	674	826	798
Trade lamb	18-22kg	870	758	821	788	810	759	731	642	867	791
Heavy lamb	22+kg	856	738	852	769	805	724	752	649	799	696
Mutton	18-24kg	581	670	579	660	530	663	579	490	654	698

Over-the-hooks sheep and lamb indicators (¢/kg cwt)		Victoria		NSW		SA		WA		Tasmania	
		5 Nov 2021	13 Nov 2020	5 Nov 2021	13 Nov 2020	5 Nov 2021	13 Nov 2020	5 Nov 2021	13 Nov 2020	5 Nov 2021	13 Nov 2020
Medium trade lamb	18-20kg	795	708	783	705	823	727	773	640	nq	nq
Heavy trade lamb	20-22kg	795	703	783	705	823	727	773	640	nq	nq
Heavy lamb	22-24kg	786	720	783	705	823	720	773	640	nq	nq
Mutton	18-24kg	605	555	626	545	nq	533	590	513	nq	nq

Live export price quotes (A\$/head)		2 Nov 2021	10 Nov 2020
Live wether	Muchea	nq	108

**Glossary:**

**cwt** – carcase weight

**lwt** – live weight

**OTH** – over-the-hooks. Refers to the marketing of cattle/sheep/lambs directly from the farm to an abattoir where a producer is paid for the value of the carcase based on a sliding grid.

**CIF** – Cost, insurance, freight. The quoted price for the goods including freight and insurance costs delivered to final destination.

**C&F** – Cost and freight. Refers to the quoted price for the goods, including freight to the delivery point, but not insurance.

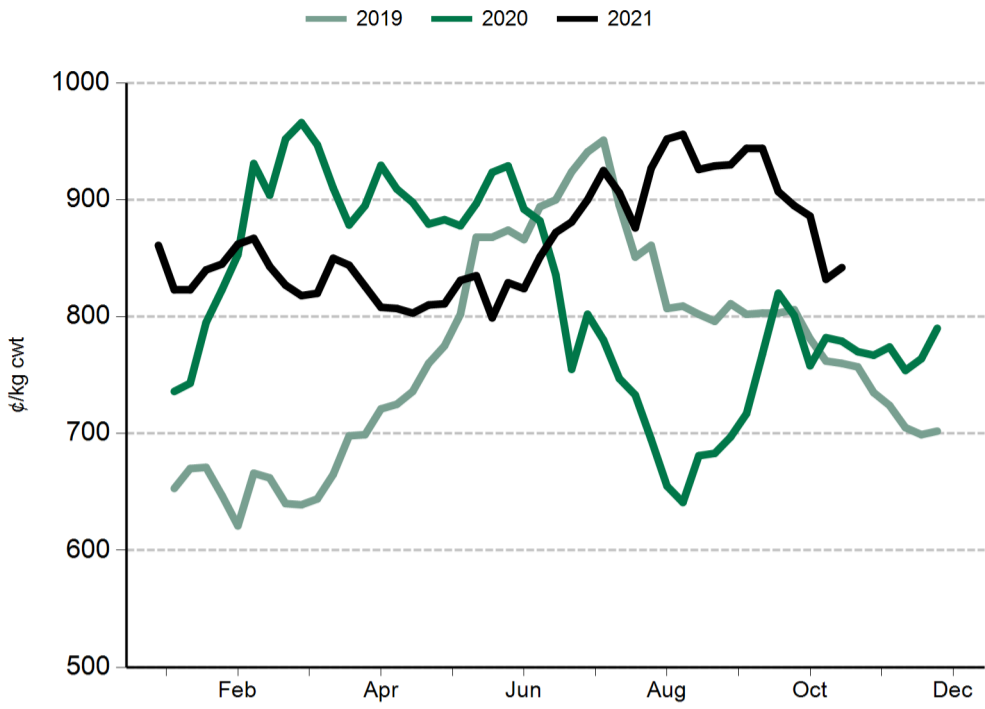
**FAS** – Free alongside ship. Refers to export price quotes where the seller is obliged to pay warehouse services, packing, inland freight and port charges, but not placement of goods onto the ship. The buyer is obliged to pay overseas freight, charges in foreign port, customs duties, quarantine and delivery to final destination. (See also 'FOB').

**EYCI** – Eastern Young Cattle Indicator. A seven day rolling average from 24 saleyards across NSW, Victoria and Queensland. It includes vealer and yearling heifers and steers, grade score C2 or C3, with live weight from 200kg.

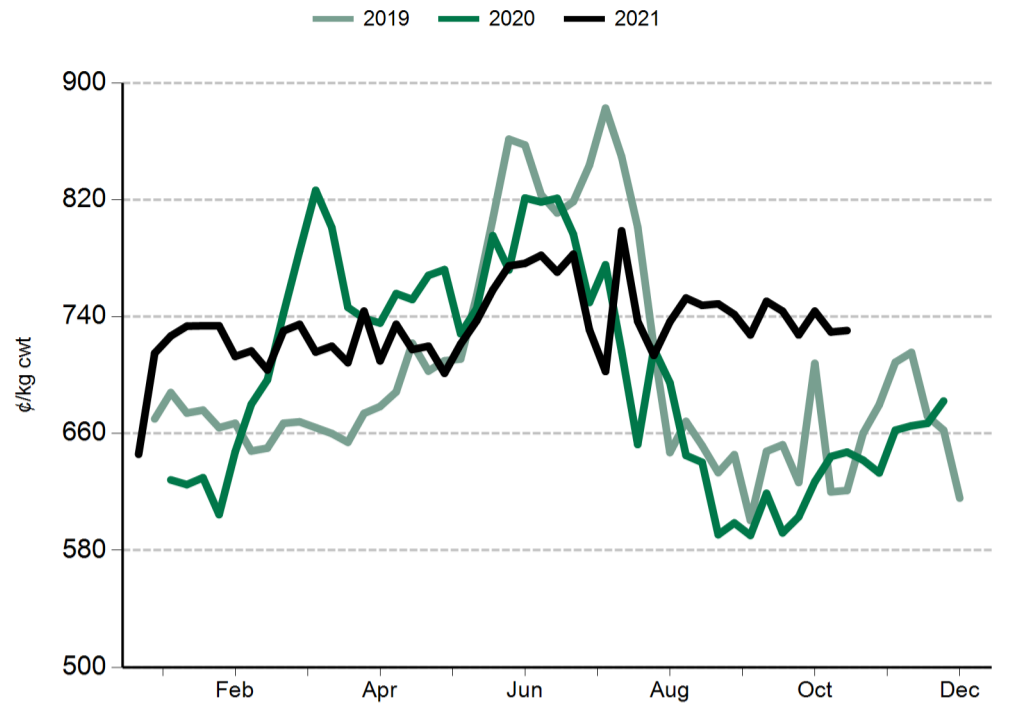
**WYCI** – Western Young Cattle Indicator. A benchmark of the value of young cattle in WA saleyards. It includes vealer and yearling heifers and steers, grade score C2 or C3, 180kg+ live weight.

**All data is collected by MLA's NLRS, unless specified otherwise.**

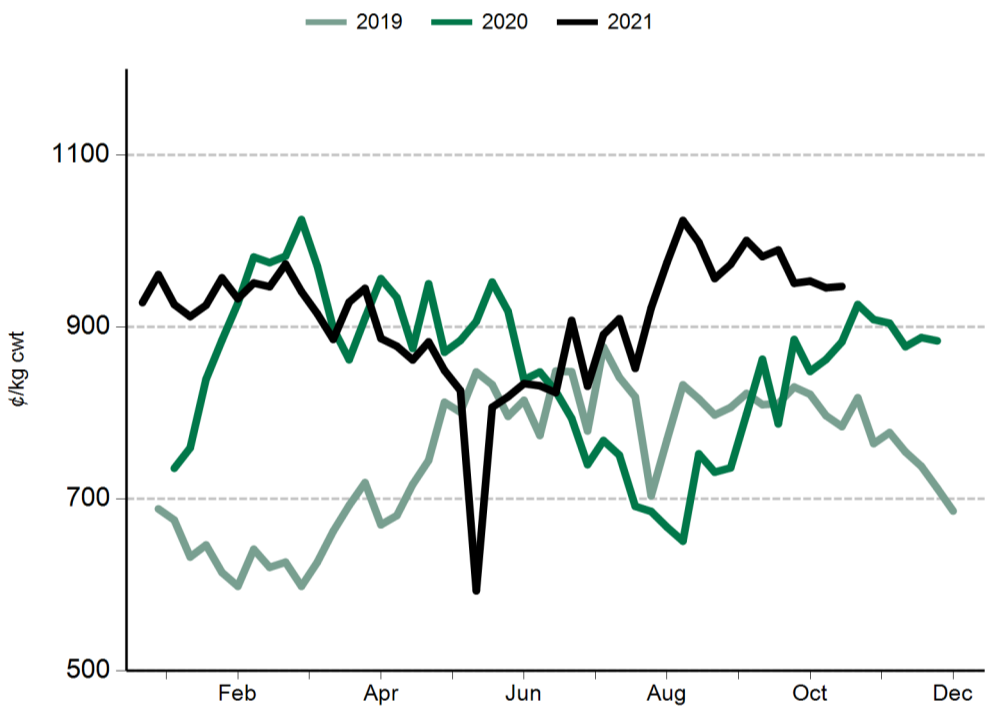
**Eastern States Trade Lamb Indicator (ESTLI)**



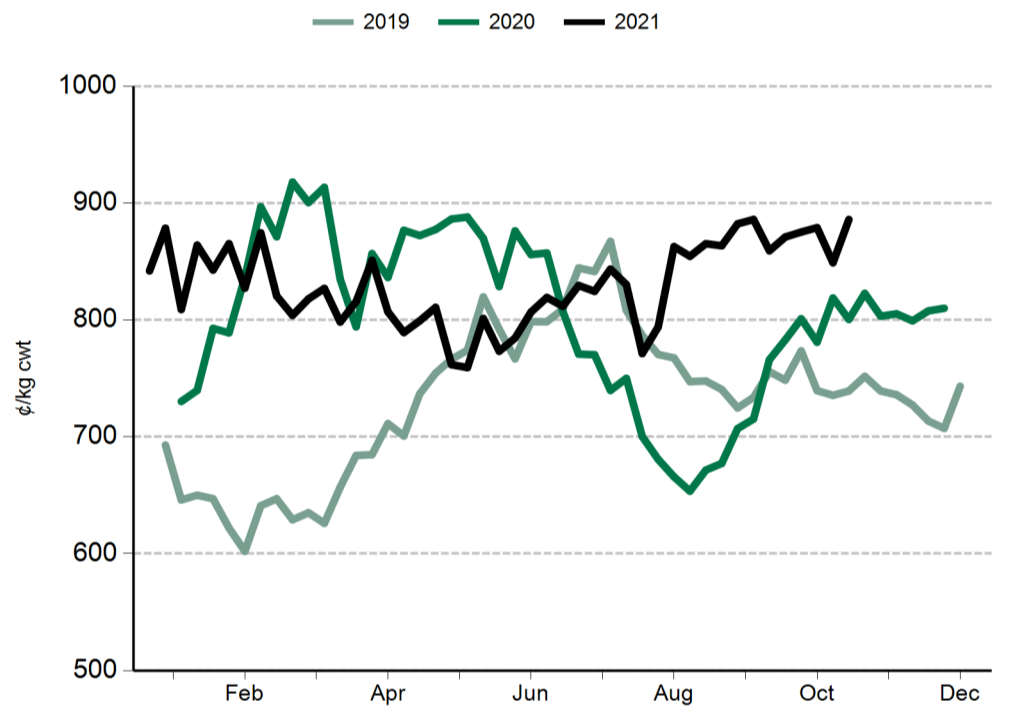
**Western Trade Lamb Indicator (WTLI)**



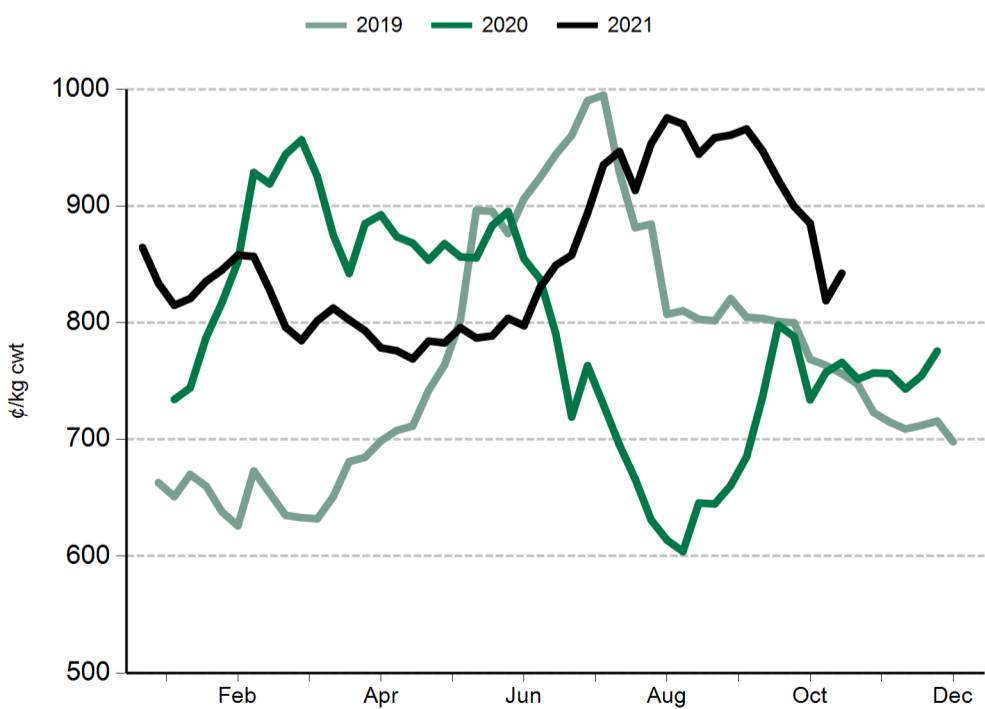
**Restocker lamb**



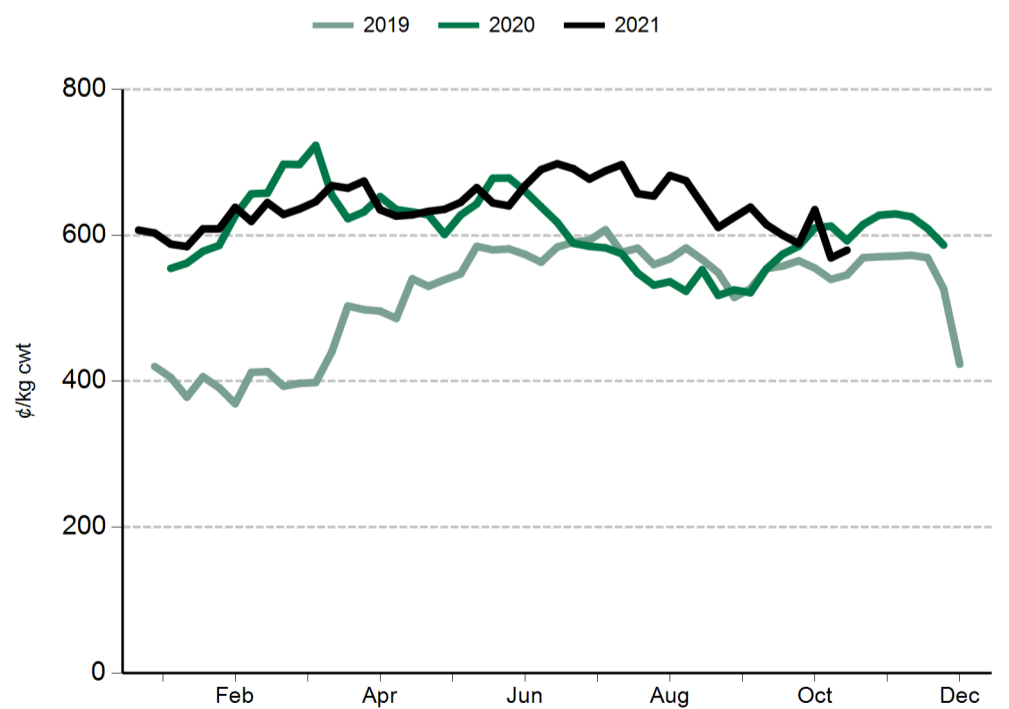
**Light lamb**



**Heavy lamb**

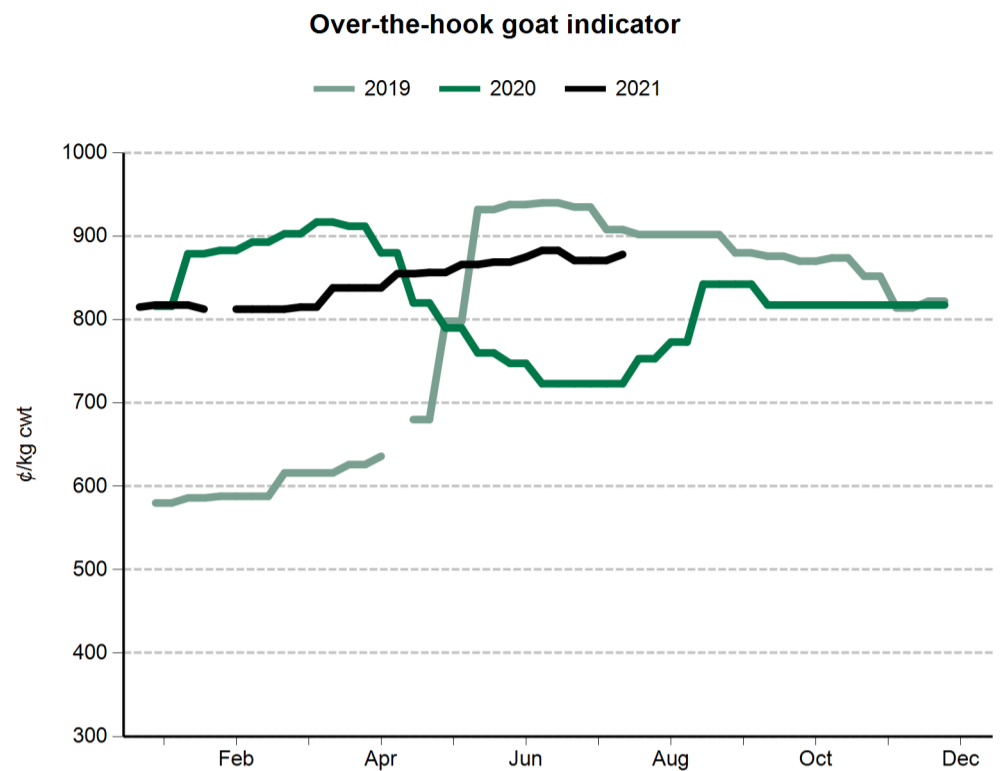


**Mutton**



#### General statistics

Over-the-hooks goat indicators (A¢/kg cwt)		13 Nov 2020
8.1-10kg		818
10.1-12kg		818
12.1-16kg		818
16.1-20kg		818
20.1kg+		818
Skin indicators - Lambs		6 Nov 2020
2" +	16.1 - 20kg	100
	20.1 - 24kg	188
	24.1kg +	288
1" - 2"	16.1 - 20kg	200
	20.1 - 24kg	50
	24.1kg +	163
0.5" - 1"	16.1 - 20kg	nq
	20.1 - 24kg	nq
	24.1kg +	125
New Season	16.1 - 20kg	nq
	20.1 - 24kg	231
	24.1kg +	313
Skin indicators - Merino sheep (average 25 micron)		
1.5" - 2"	16.1 - 20kg	500
	20.1 - 24kg	725
	24.1kg +	825



Grain prices - Darling Downs (A\$/tonne)	29 Oct 2021	6 Nov 2020
Wheat	335	300
Barley	282	259
Sorghum	nq	nq
Grain prices - Riverina (A\$/tonne)		
Wheat	nq	270
Barley	nq	225

Source: Profarmer Australia

PLEASE NOTE

MLA no longer reports on fodder prices, tallow prices or the EMI on a weekly basis.

These can be accessed separately through these links:

- [Fodder prices \(Dairy Australia\)](#)
- [Tallow prices \(MLA monthly co-product report\)](#)
- [EMI \(AWEX\)](#)

US imported beef prices (CIF)		6 Nov 2020
Bull 95CL	US¢/lb	227.5
	A¢/kg	699.2
Cow 90CL	US¢/lb	210.5
	A¢/kg	646.9
CC/CF 85CL	US¢/lb	189.5
	A¢/kg	582.4
Shank 90CL	US¢/lb	210.0
	A¢/kg	645.4
Trim 85CL	US¢/lb	187.5
	A¢/kg	576.2
Trim 80CL	US¢/lb	181.5
	A¢/kg	557.8
Trim 75CL	US¢/lb	175.0
	A¢/kg	537.8
Trim 65CL	US¢/lb	nq
	A¢/kg	nq
Outside flats	US¢/lb	nq
	A¢/kg	nq
Knuckles	US¢/lb	267.5
	A¢/kg	822.1
Inside cap off	US¢/lb	312.5
	A¢/kg	960.4

Source: Steiner Consulting Group

