

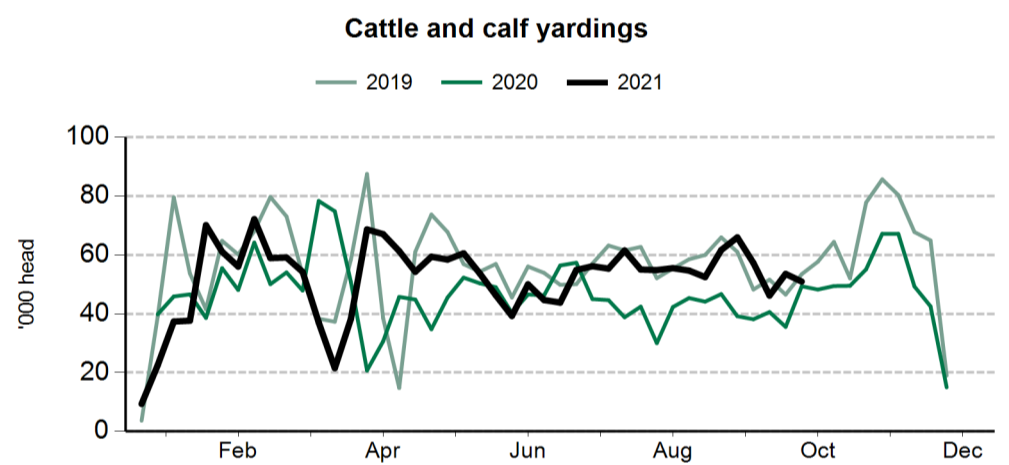
The following weekly statistical summary includes the following information:

- **Livestock movements**.....pages 1-2
 - Cattle yardings
 - Sheep yardings
 - Cattle slaughter
 - Sheep, lamb and goat slaughter
- **Cattle price indicators**.....pages 3-4
 - Saleyard indicators
 - Over-the-hook indicators
 - Live export indicators
- **Sheep and lamb indicators**.....pages 5-6
 - Saleyard indicators
 - Over-the-hook indicators
 - Live export indicators
- **General statistics**.....page 7
 - Over-the-hook goat indicators
 - Skin price indicators
 - Weekly US imported beef indicators

Cattle movements

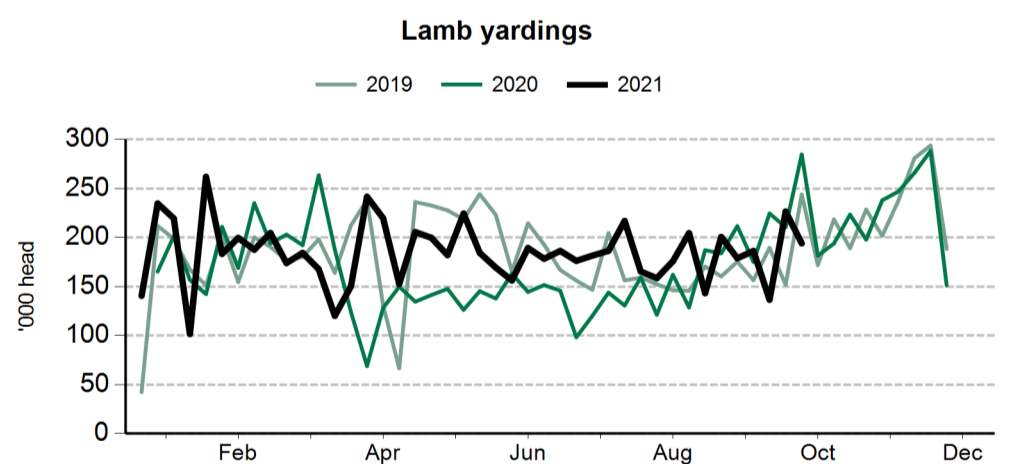
Cattle saleyard throughput		22 Oct 2021	15 Oct 2021	23 Oct 2020
Queensland	Cattle	7,092	20,082	20,644
NSW	Cattle	11,321	16,761	13,701
Victoria	Cattle	4,089	5,939	7,317
SA	Cattle	1,482	1,982	4,230
WA	Cattle	1,812	3,141	2,336
Tasmania	Cattle	65	70	nq

Cattle slaughter		15 Oct 2021	23 Oct 2020
Queensland	Cattle	53,787	54,763
	Calves	57	45
NSW	Cattle	28,581	30,636
	Calves	28	1,533
Victoria	Cattle	12,021	16,916
	Calves	904	2,852
SA	Cattle	3,054	3,252
	Calves	9	9
Tasmania	Cattle	3,211	3,839
	Calves	840	785

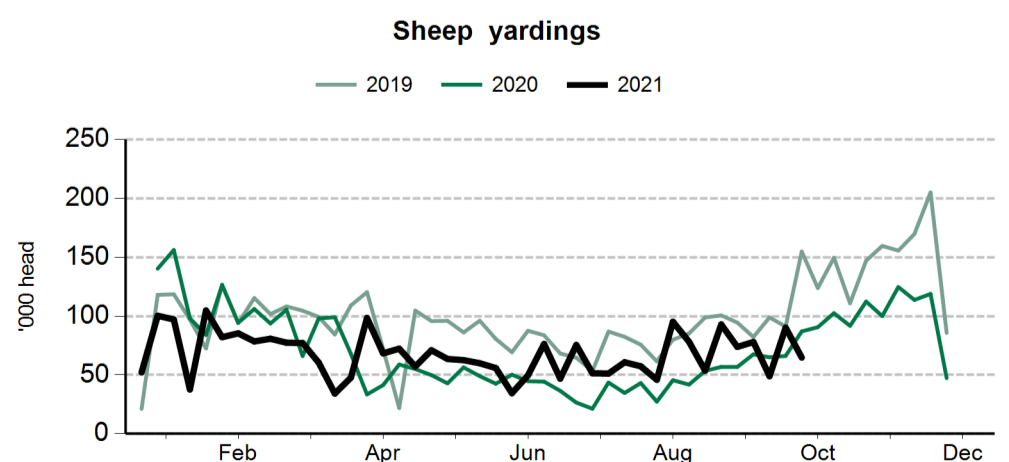


Smallstock movements

Sheep and lamb saleyard throughput		22 Oct 2021	15 Oct 2021	23 Oct 2020
NSW	Lambs	52,370	112,310	99,203
	Sheep	28,524	33,510	32,430
Victoria	Lambs	33,686	41,992	52,797
	Sheep	19,215	14,742	28,243
SA	Lambs	31,942	25,713	15,775
	Sheep	4,149	7,722	14,773
WA	Lambs	4,550	12,648	10,845
	Sheep	4,000	8,500	13,489
Tasmania	Lambs	1,028	nq	2,107
	Sheep	737	nq	1,484

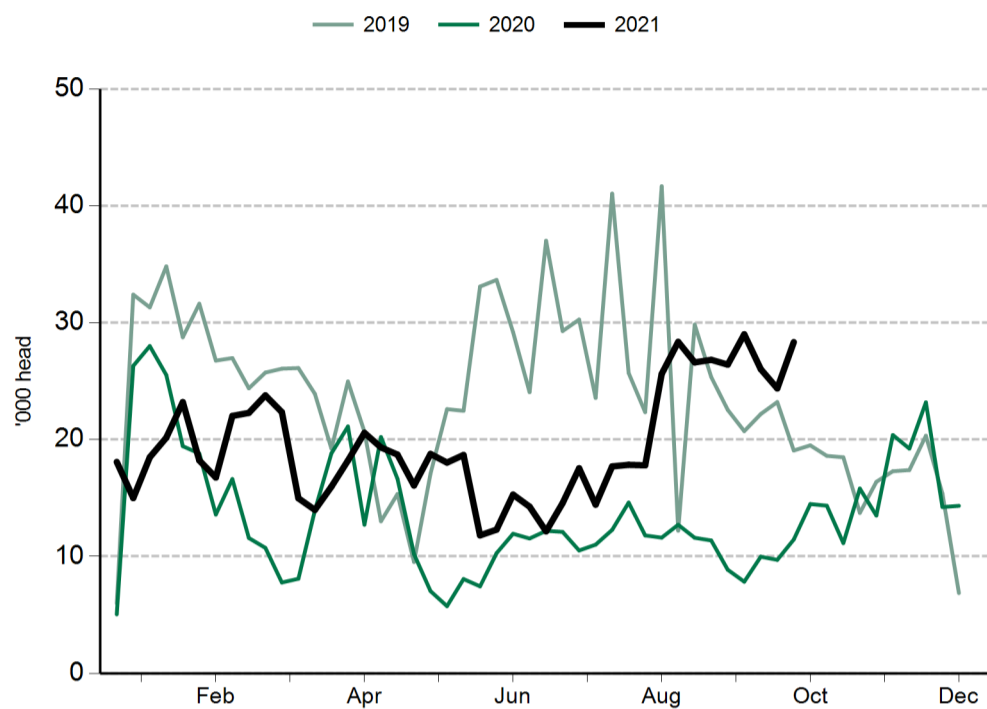


Sheep and lamb slaughter		15 Oct 2021	23 Oct 2020
Queensland	Lambs	286	311
	Sheep	636	782
NSW	Lambs	67,859	103,514
	Sheep	41,590	43,470
Victoria	Lambs	160,110	166,237
	Sheep	53,721	34,596
SA	Lambs	46,807	48,430
	Sheep	10,032	8,345
Tasmania	Lambs	5,659	4,821
	Sheep	930	249

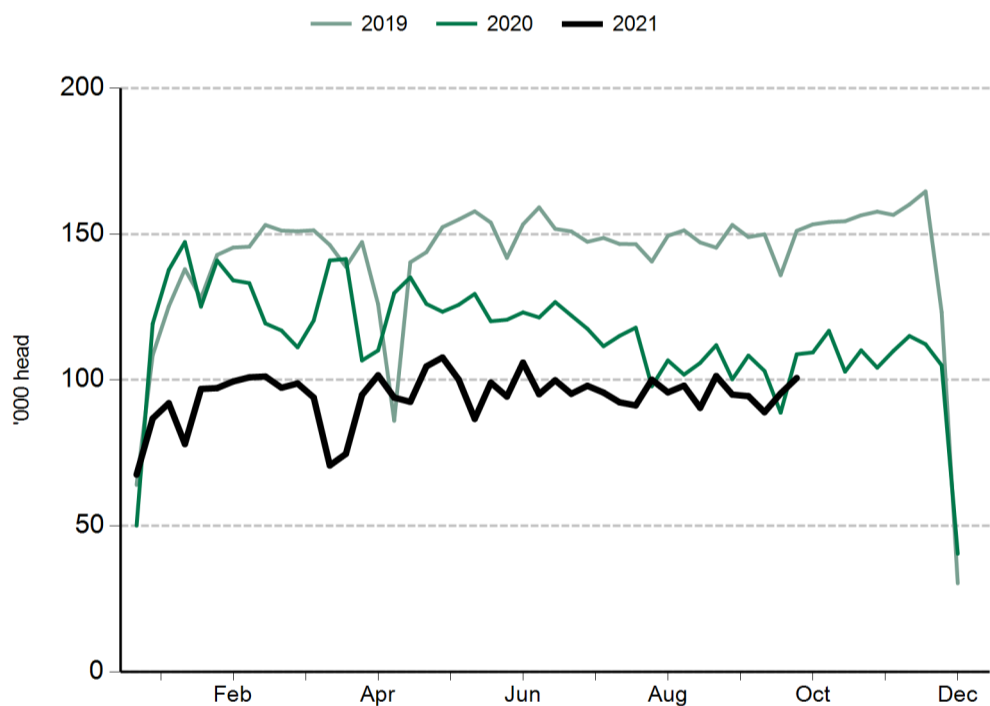


Goat slaughter		15 Oct 2021	23 Oct 2020
Queensland	Goats	11,071	5,638
NSW	Goats	1,463	1,875
Victoria	Goats	12,147	5,632
SA	Goats	3,659	1,334
Tasmania	Goats	nq	nq

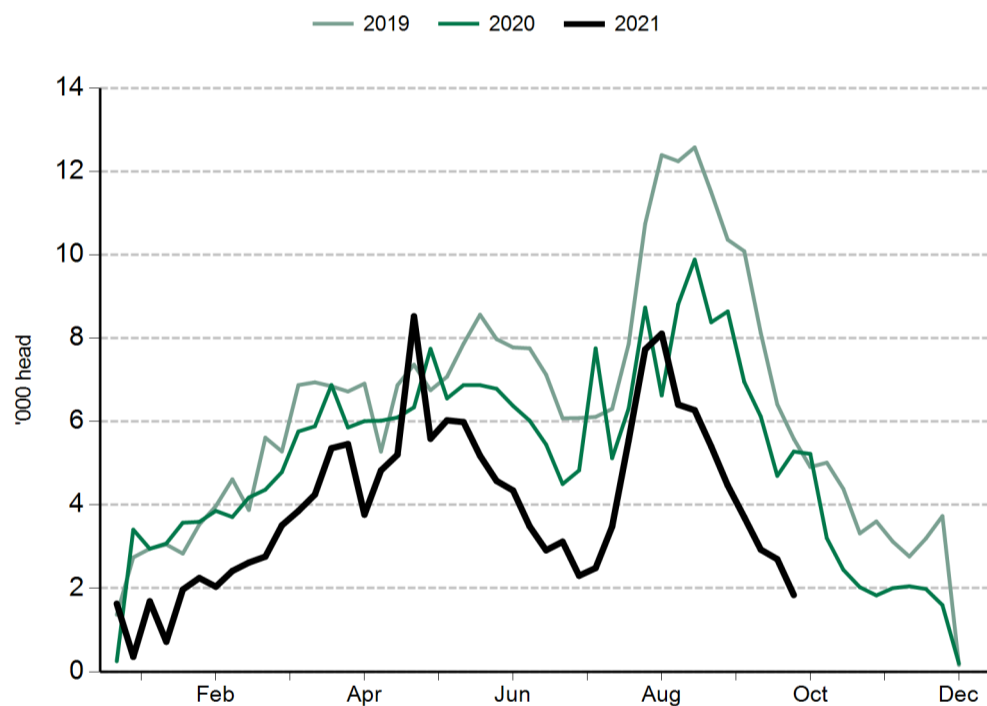
Goat slaughter



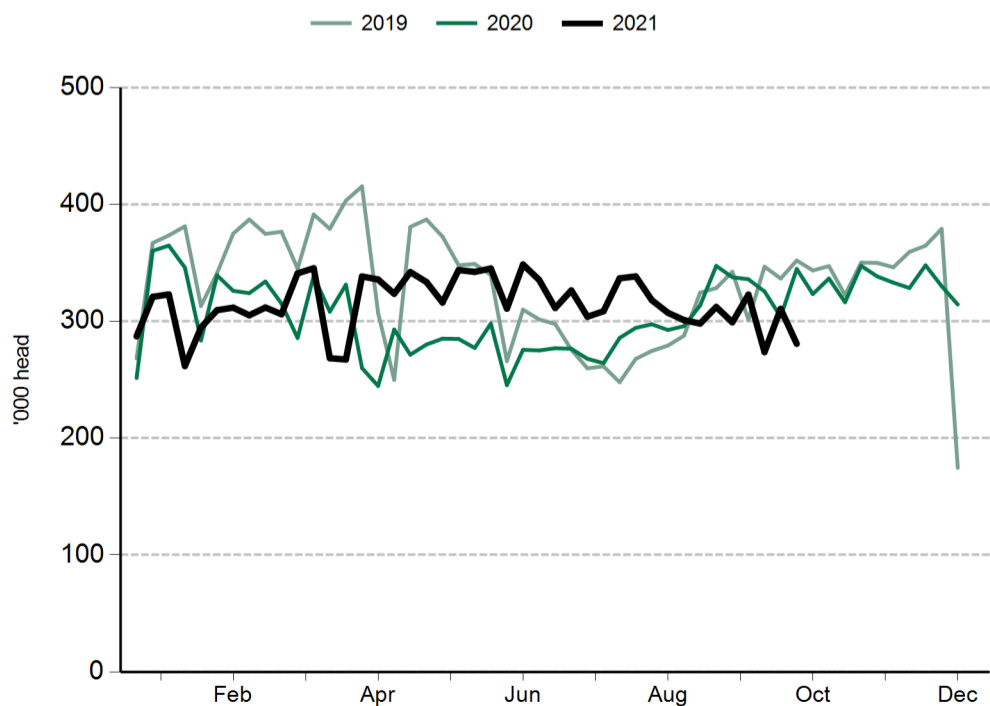
Cattle slaughter



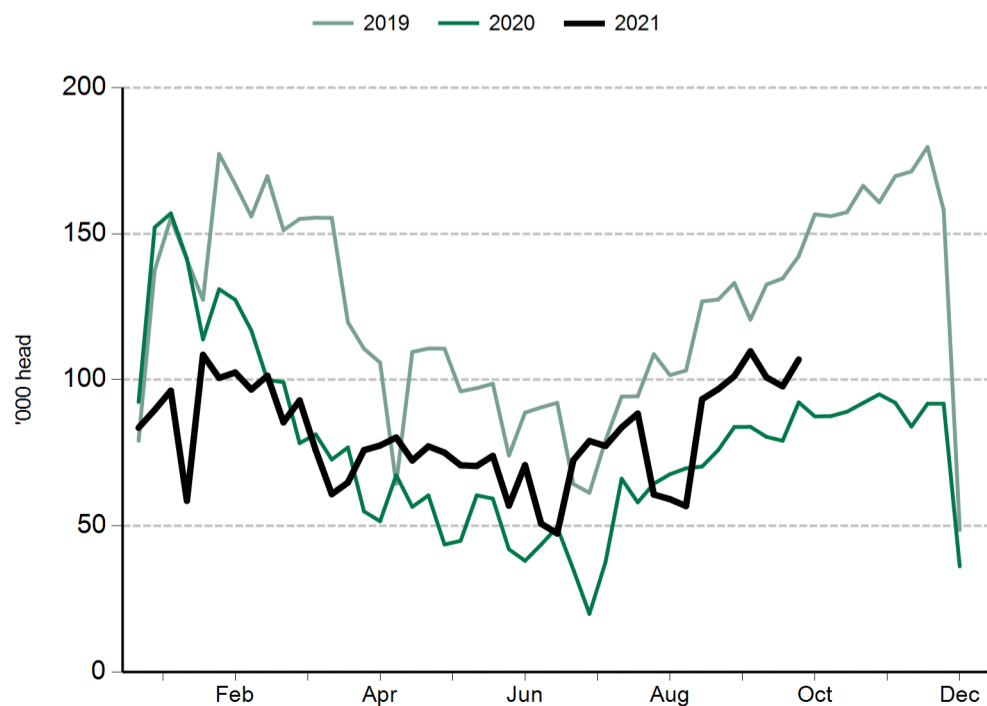
Calf slaughter



Lamb slaughter



Sheep slaughter



Cattle prices

National saleyard indicators	Live weight	Muscle/Fat	Unit	26 Oct 2021	27 Oct 2020
Restocker Steer	200-280kg	C2	¢/kg lwt	651	493
Feeder Steer	330-400kg	C2	¢/kg lwt	559	419
Vealer Steer	280-330kg	C2	¢/kg lwt	641	442
			¢/kg cwt	1236	856
Trade Steer	330-400kg	C3	¢/kg lwt	542	425
			¢/kg cwt	1018	767
Medium Steer	400-500kg	C3	¢/kg lwt	466	382
			¢/kg cwt	872	720
Heavy Steer	500-600kg	C4	¢/kg lwt	459	368
			¢/kg cwt	835	671
Medium Cow	400-520kg	D3	¢/kg lwt	363	286
			¢/kg cwt	747	586
Eastern Young Cattle Indicator (EYCI)			¢/kg cwt	1076.00	821.5

Eastern states OTH indicators	Carcase weight	Muscle	Unit	22 Oct 2021	30 Oct 2020
Trade steer	240-260kg	A-C	¢/kg cwt	725	612
Medium steer	260-280kg	A-C	¢/kg cwt	729	639
Heavy steer	300-400kg	A-C	¢/kg cwt	737	648
Medium cow	260-280kg	A-E	¢/kg cwt	640	533
MSA trade steer	240-260kg	A-C	¢/kg cwt	754	664

Feeder cattle indicators - paddock sales	Unit	23 Oct 2020
Domestic		
Steers 280-350kg	¢/kg lwt	420
Heifers 280-350kg	¢/kg lwt	373
Export		
Shortfed 100-120 DOF	¢/kg lwt	386
Mediumfed 120-220 DOF	¢/kg lwt	415
Longfed 220+ DOF	¢/kg lwt	330

State saleyard indicators				Queensland		NSW		Victoria		SA		Tasmania	
Category	Live weight	Muscle/Fat	Unit	26 Oct 2021	27 Oct 2020	26 Oct 2021	27 Oct 2020	26 Oct 2021	27 Oct 2020	26 Oct 2021	27 Oct 2020	26 Oct 2021	27 Oct 2020
Restocker Steer	200-280kg	C2	¢/kg lwt	649	495	692	463	nq	350	nq	nq	nq	nq
Feeder Steer	330-400kg	C2	¢/kg lwt	549	419	579	424	561	404	480	440	nq	nq
Vealer Steer	280-330kg	C2	¢/kg lwt	nq	365	654	478	548	430	661	403	nq	nq
			¢/kg cwt	nq	702	1247	901	1010	808	1323	794	nq	nq
Trade Steer	330-400kg	C3	¢/kg lwt	nq	nq	552	434	511	394	539	416	nq	nq
			¢/kg cwt	nq	nq	998	774	937	731	1043	832	nq	nq
Medium Steer	400-500kg	C3	¢/kg lwt	453	379	460	389	475	384	503	394	378	nq
			¢/kg cwt	830	703	861	727	895	723	978	760	727	nq
Heavy Steer	500-600kg	C4	¢/kg lwt	432	369	465	367	479	376	nq	nq	nq	nq
			¢/kg cwt	788	667	844	669	884	699	nq	nq	nq	nq
Medium Cow	400-520kg	D3	¢/kg lwt	362	290	369	291	381	304	nq	nq	326	244
			¢/kg cwt	735	596	779	606	759	612	nq	nq	657	523

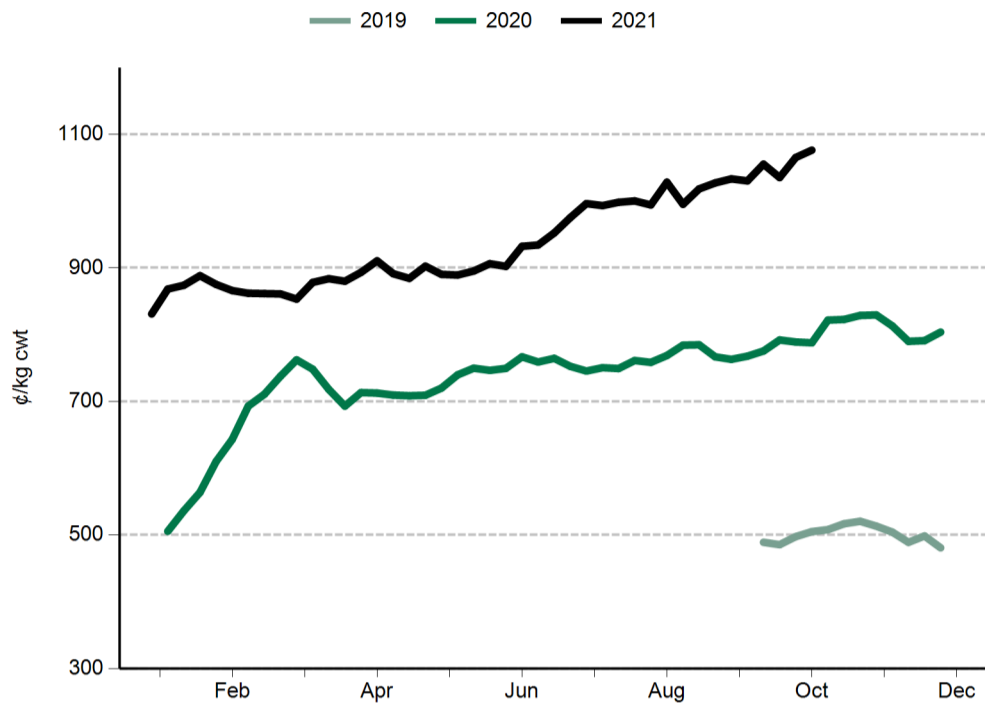
State over-the-hooks indicators				Queensland		NSW		Victoria		SA	Tasmania	
Category	Carcase weight	Muscle	Unit	22 Oct 2021	30 Oct 2020	22 Oct 2021	30 Oct 2020	22 Oct 2021	30 Oct 2020	30 Oct 2020	22 Oct 2021	30 Oct 2020
Trade steer	240-260kg	A-C	¢/kg cwt	732	656	711	612	784	663	nq	676	517
Medium steer	260-280kg	A-C	¢/kg cwt	724	650	708	611	774	655	nq	710	nq
Heavy steer	300-400kg	A-C	¢/kg cwt	735	660	721	621	781	662	nq	710	nq
Medium cow	260-280kg	A-E	¢/kg cwt	672	567	639	533	632	512	558	615	497
MSA trade steer	240-260kg	A-C	¢/kg cwt	737	669	771	659	nq	nq	nq	nq	nq

WA saleyard indicators	Unit	26 Oct 2021	27 Oct 2020
WYCI	¢/kg cwt	1143	759
Medium Steer	¢/kg lwt	484	347
Medium Cow	¢/kg lwt	302	258

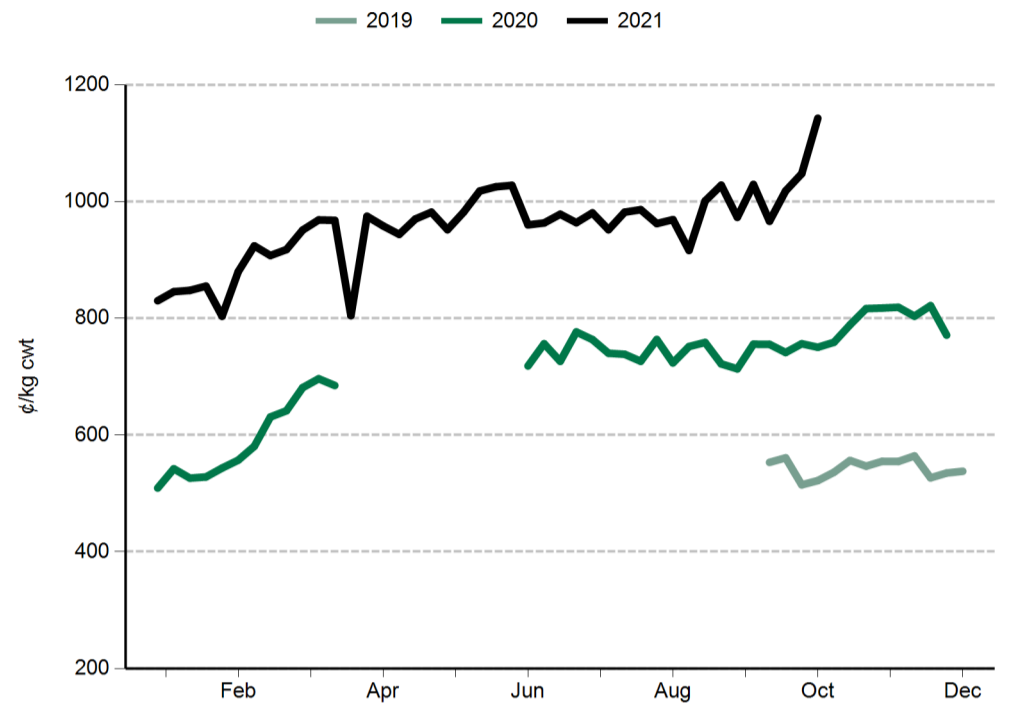
WA over-the-hooks indicators	Unit	30 Oct 2020
Grassfed yearling	¢/kg cwt	665
Grainfed yearling	¢/kg cwt	665
MSA yearling	¢/kg cwt	670

Live Export Price Quotes			Unit	15 Oct 2021	23 Oct 2020
Light Steer	260 - 360 kg	Townsville	¢/kg lwt	nq	nq
	260 - 360 kg	Darwin	¢/kg lwt	nq	355
Light Heifer	260 - 360 kg	Townsville	¢/kg lwt	nq	nq
	260 - 360 kg	Darwin	¢/kg lwt	nq	320

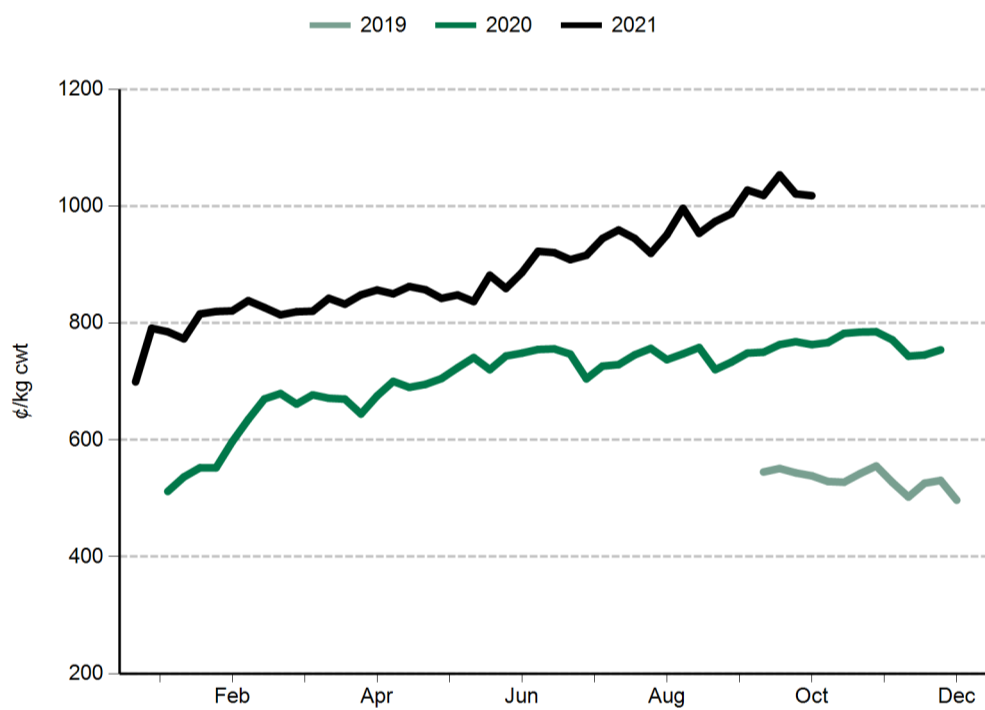
Eastern Young Cattle Indicator (EYCI)



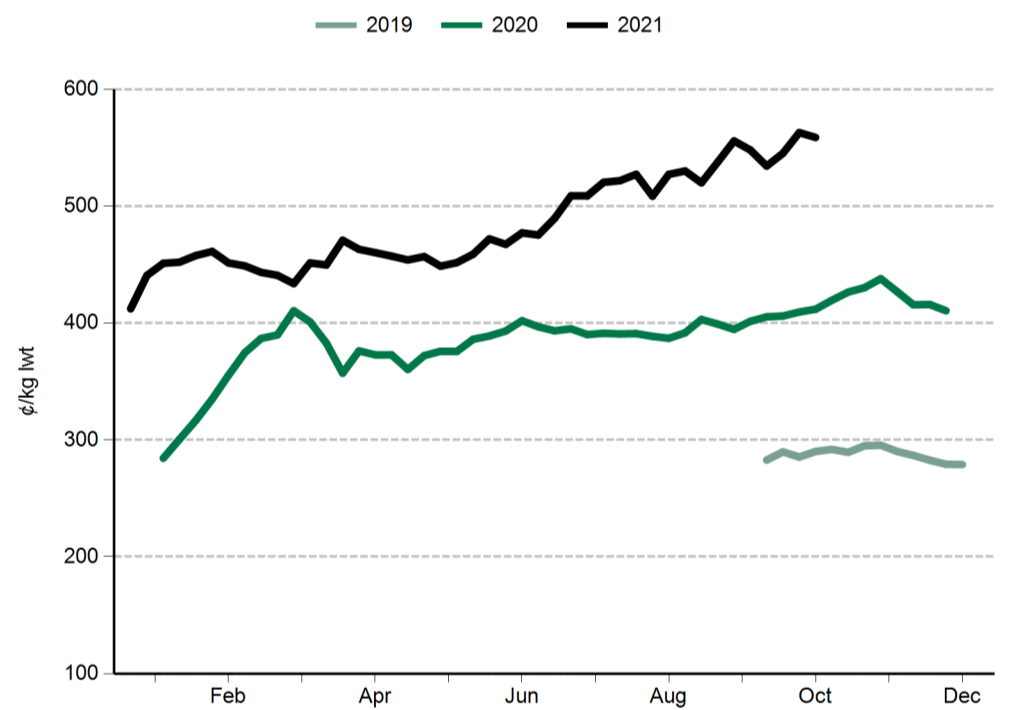
Western Young Cattle Indicator (WYCI)



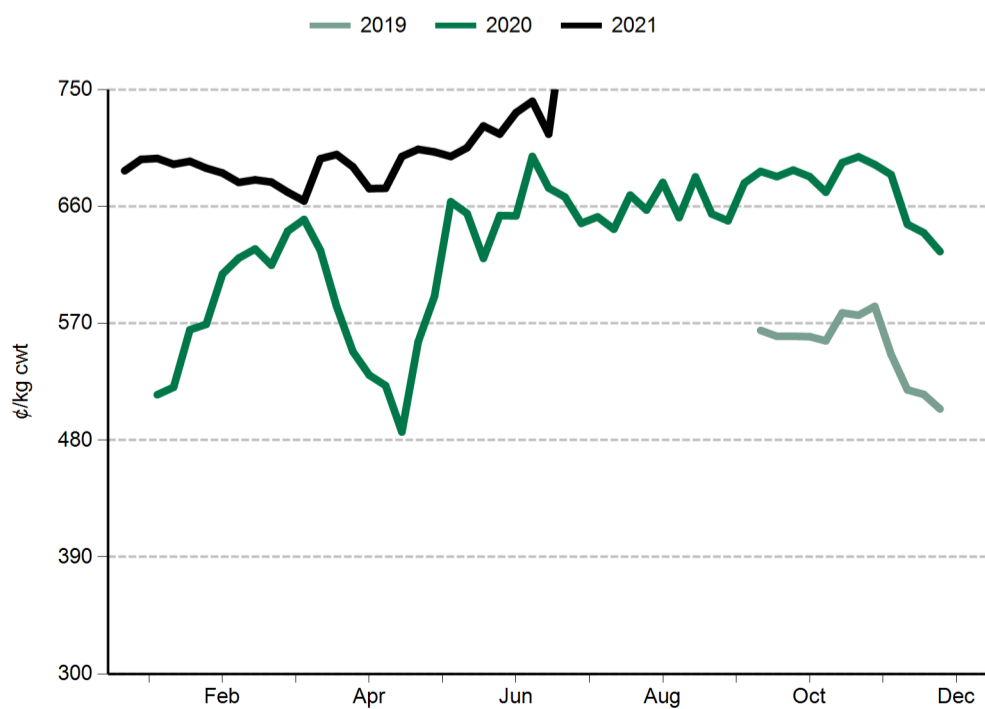
Trade steer



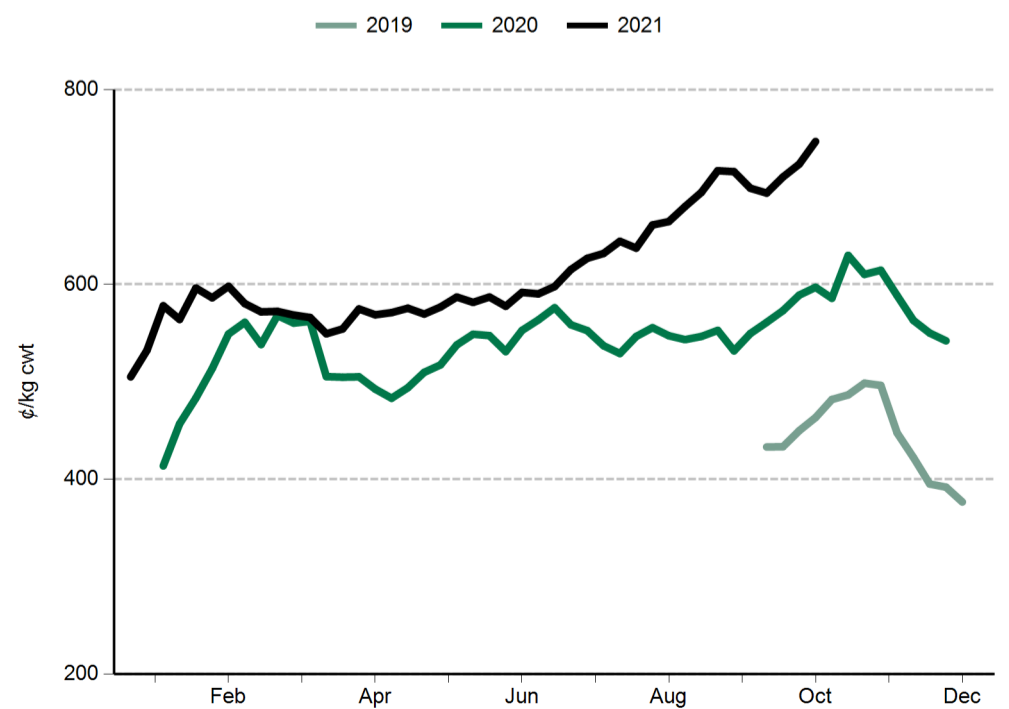
Feeder steer



Heavy steer



Medium cow



Sheep and lamb prices

Eastern States Trade Lamb Indicator (¢/kg cwt)	26 Oct 2021	27 Oct 2020
ESTLI	886	782

National saleyard sheep and lamb indicators (¢/kg cwt)		26 Oct 2021	27 Oct 2020
Merino lamb	16-22kg	796	758
Restocker/feeder lamb	0-18kg	953	862
Light lamb	12-18kg	879	819
Trade lamb	18-22kg	882	773
Heavy lamb	22+kg	885	758
Mutton	18-24kg	635	613

National OTH sheep and lamb indicators (¢/kg cwt)		22 Oct 2021	30 Oct 2020
Medium trade lamb	18-20kg	827	696
Heavy trade lamb	20-22kg	827	696
Heavy lamb	22-24kg	826	699
Mutton	18-24kg	616	526

State saleyard sheep and lamb indicators (¢/kg cwt)		Victoria		NSW		SA		WA		Tasmania	
		26 Oct 2021	27 Oct 2020	26 Oct 2021	27 Oct 2020	26 Oct 2021	27 Oct 2020	26 Oct 2021	27 Oct 2020	26 Oct 2021	27 Oct 2020
Merino lamb	16-22kg	775	724	799	774	805	749	718	544	nq	nq
Restocker/feeder lamb	0-18kg	911	845	999	960	974	946	863	632	853	nq
Light lamb	12-18kg	836	802	901	858	918	863	807	660	903	753
Trade lamb	18-22kg	872	766	893	789	872	787	744	644	914	722
Heavy lamb	22+kg	893	762	889	760	868	744	704	592	862	684
Mutton	18-24kg	631	630	649	695	542	619	568	495	666	698

Over-the-hooks sheep and lamb indicators (¢/kg cwt)		Victoria		NSW		SA		WA		Tasmania	
		22 Oct 2021	30 Oct 2020	22 Oct 2021	30 Oct 2020	22 Oct 2021	30 Oct 2020	22 Oct 2021	30 Oct 2020	22 Oct 2021	30 Oct 2020
Medium trade lamb	18-20kg	828	703	843	665	860	747	777	670	nq	nq
Heavy trade lamb	20-22kg	828	703	843	665	860	747	777	670	nq	nq
Heavy lamb	22-24kg	826	710	843	665	860	750	777	670	nq	nq
Mutton	18-24kg	625	555	630	505	nq	533	593	513	nq	nq

Live export price quotes (A\$/head)		19 Oct 2021	27 Oct 2020
Live wether	Muchea	nq	nq

Glossary:

cwt – carcase weight

lwt – live weight

OTH – over-the-hooks. Refers to the marketing of cattle/sheep/lambs directly from the farm to an abattoir where a producer is paid for the value of the carcase based on a sliding grid.

CIF – Cost, insurance, freight. The quoted price for the goods including freight and insurance costs delivered to final destination.

C&F – Cost and freight. Refers to the quoted price for the goods, including freight to the delivery point, but not insurance.

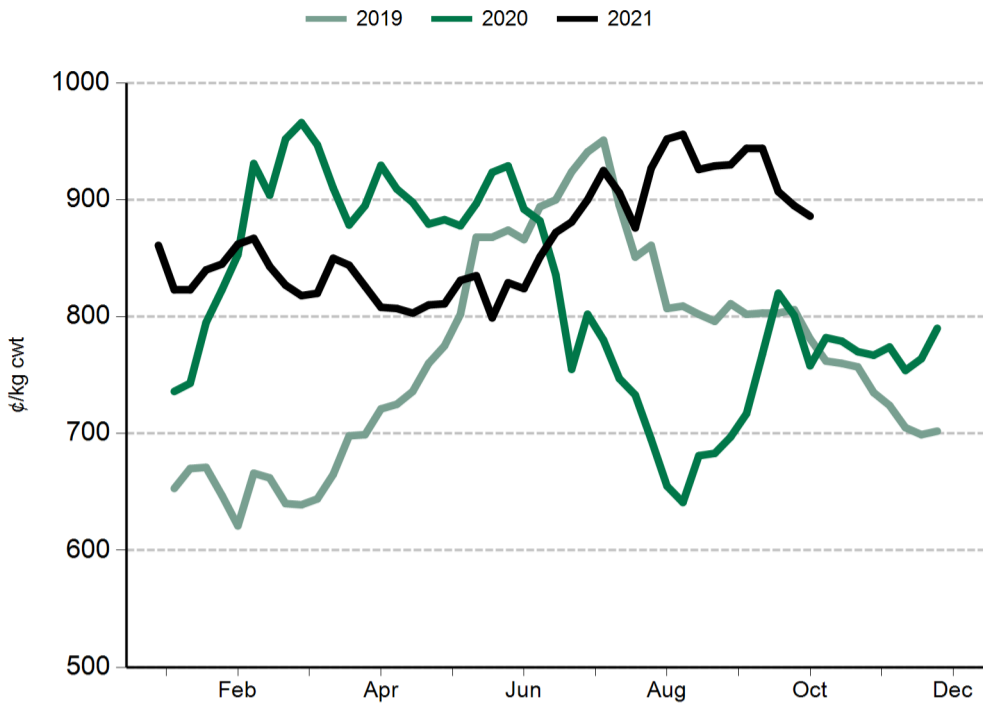
FAS – Free alongside ship. Refers to export price quotes where the seller is obliged to pay warehouse services, packing, inland freight and port charges, but not placement of goods onto the ship. The buyer is obliged to pay overseas freight, charges in foreign port, customs duties, quarantine and delivery to final destination. (See also 'FOB').

EYCI – Eastern Young Cattle Indicator. A seven day rolling average from 24 saleyards across NSW, Victoria and Queensland. It includes vealer and yearling heifers and steers, grade score C2 or C3, with live weight from 200kg.

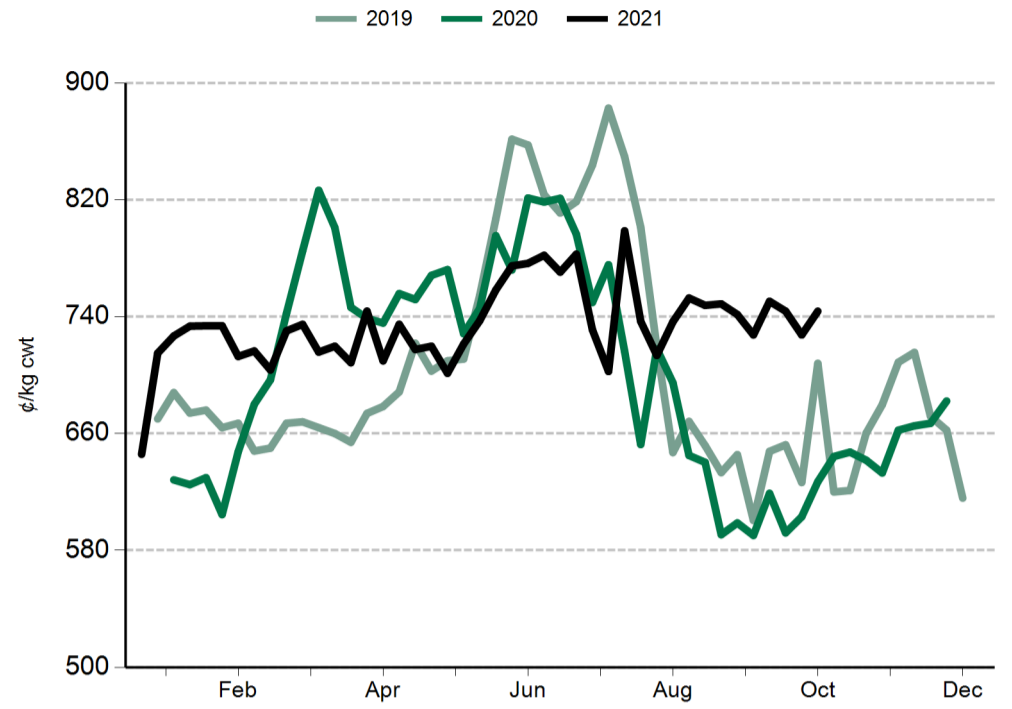
WYCI – Western Young Cattle Indicator. A benchmark of the value of young cattle in WA saleyards. It includes vealer and yearling heifers and steers, grade score C2 or C3, 180kg+ live weight.

All data is collected by MLA's NLRS, unless specified otherwise.

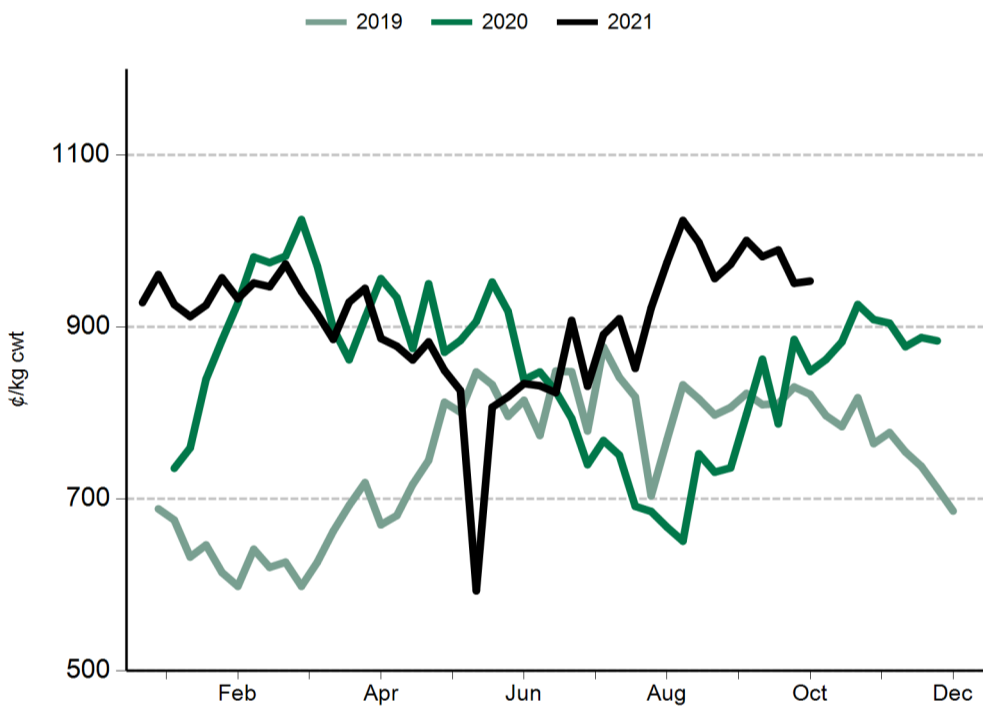
Eastern States Trade Lamb Indicator (ESTLI)



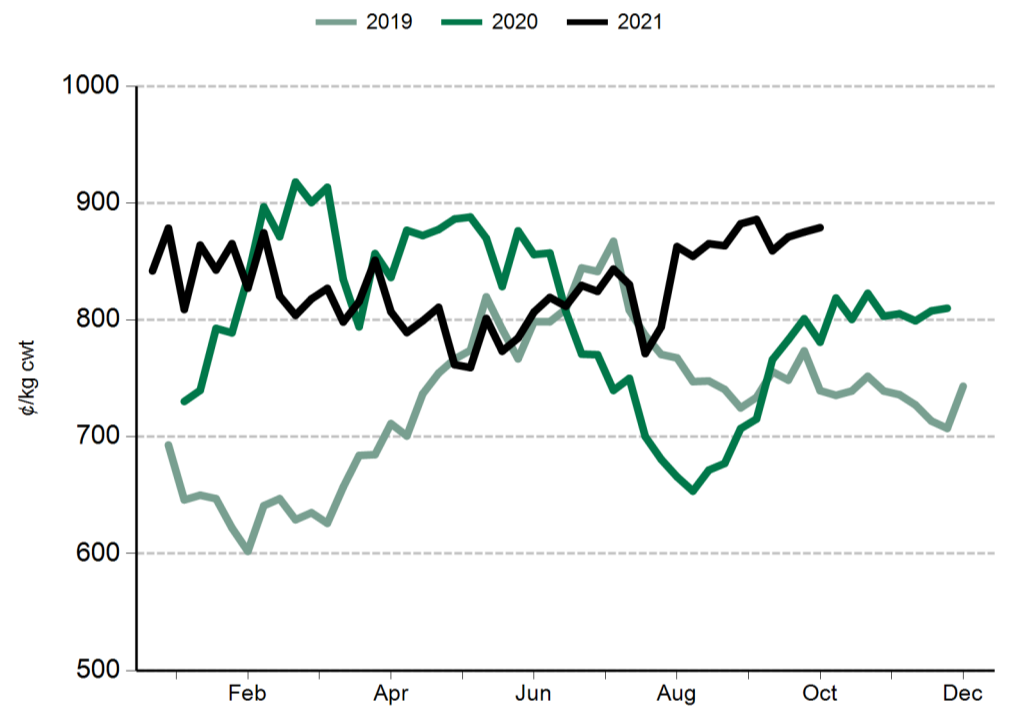
Western Trade Lamb Indicator (WTLI)



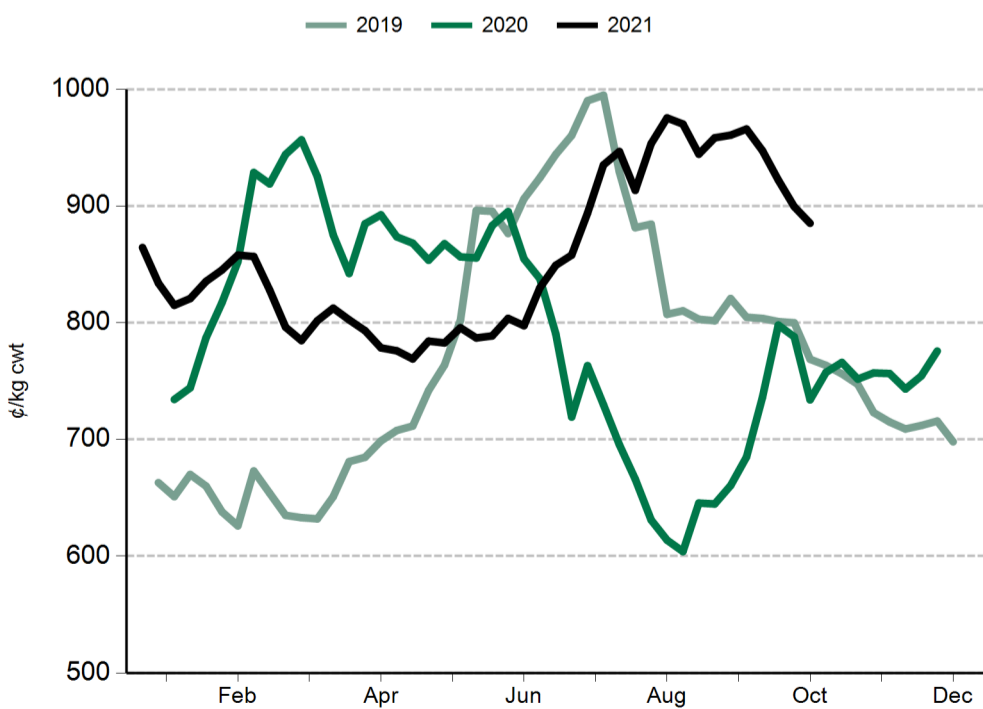
Restocker lamb



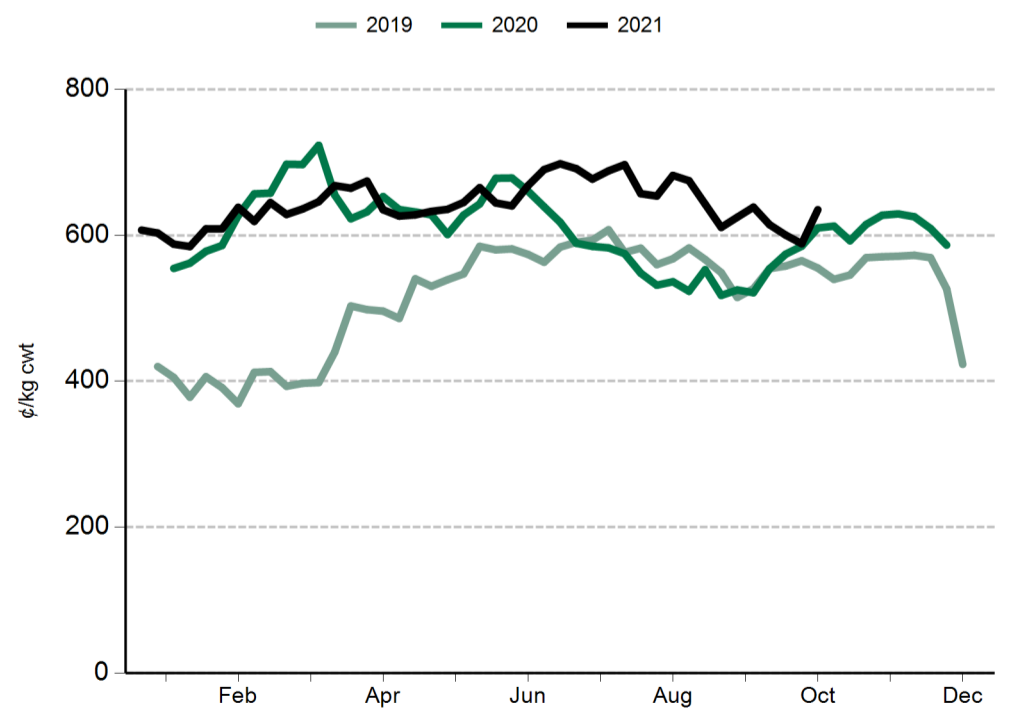
Light lamb



Heavy lamb

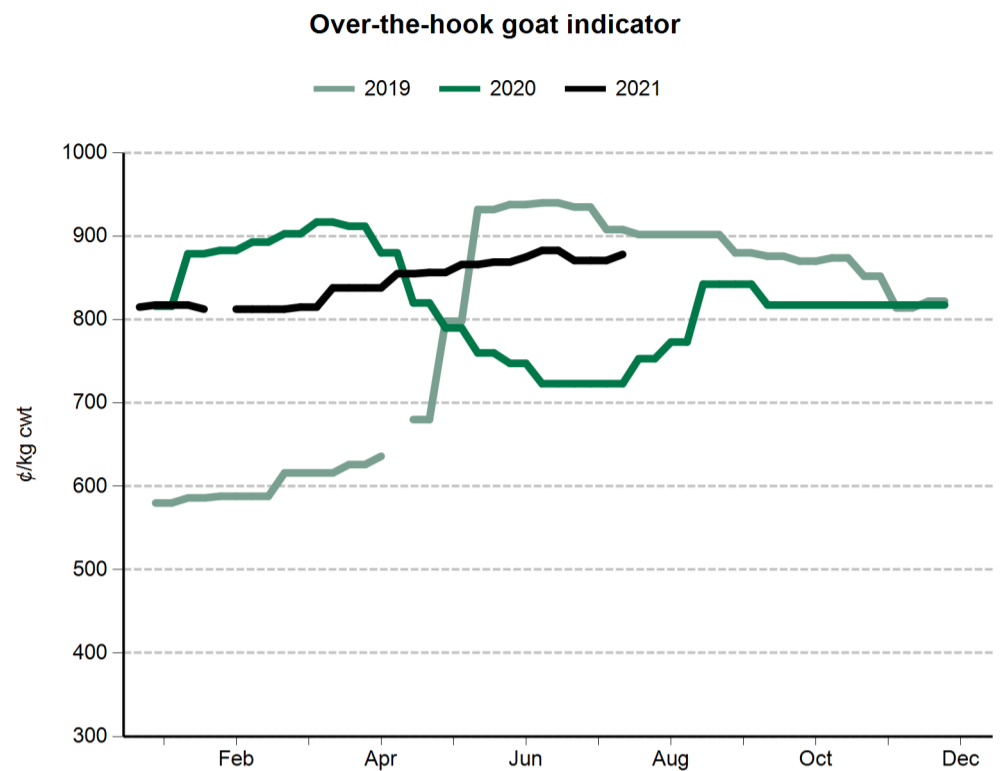


Mutton



General statistics

Over-the-hooks goat indicators (A¢/kg cwt)		30 Oct 2020
8.1-10kg		818
10.1-12kg		818
12.1-16kg		818
16.1-20kg		818
20.1kg+		818
Skin indicators - Lambs		23 Oct 2020
2" +	16.1 - 20kg	100
	20.1 - 24kg	188
	24.1kg +	288
1" - 2"	16.1 - 20kg	200
	20.1 - 24kg	50
	24.1kg +	163
0.5" - 1"	16.1 - 20kg	nq
	20.1 - 24kg	nq
	24.1kg +	125
New Season	16.1 - 20kg	nq
	20.1 - 24kg	231
	24.1kg +	313
Skin indicators - Merino sheep (average 25 micron)		
1.5" - 2"	16.1 - 20kg	500
	20.1 - 24kg	725
	24.1kg +	825



Grain prices - Darling Downs (A\$/tonne)	15 Oct 2021	23 Oct 2020
Wheat	340	310
Barley	295	263
Sorghum	nq	nq
Grain prices - Riverina (A\$/tonne)		
Wheat	nq	300
Barley	nq	221

Source: Profarmer Australia

PLEASE NOTE

MLA no longer reports on fodder prices, tallow prices or the EMI on a weekly basis.

These can be accessed separately through these links:

- [Fodder prices \(Dairy Australia\)](#)
- [Tallow prices \(MLA monthly co-product report\)](#)
- [EMI \(AWEX\)](#)

US imported beef prices (CIF)		23 Oct 2020
Bull 95CL	US¢/lb	223.5
	A¢/kg	694.5
Cow 90CL	US¢/lb	200.0
	A¢/kg	621.5
CC/CF 85CL	US¢/lb	190.0
	A¢/kg	590.4
Shank 90CL	US¢/lb	206.5
	A¢/kg	641.7
Trim 85CL	US¢/lb	189.5
	A¢/kg	588.9
Trim 80CL	US¢/lb	181.5
	A¢/kg	564.0
Trim 75CL	US¢/lb	175.0
	A¢/kg	543.8
Trim 65CL	US¢/lb	nq
	A¢/kg	nq
Outside flats	US¢/lb	nq
	A¢/kg	nq
Knuckles	US¢/lb	255.0
	A¢/kg	792.4
Inside cap off	US¢/lb	292.5
	A¢/kg	908.9

Source: Steiner Consulting Group

