

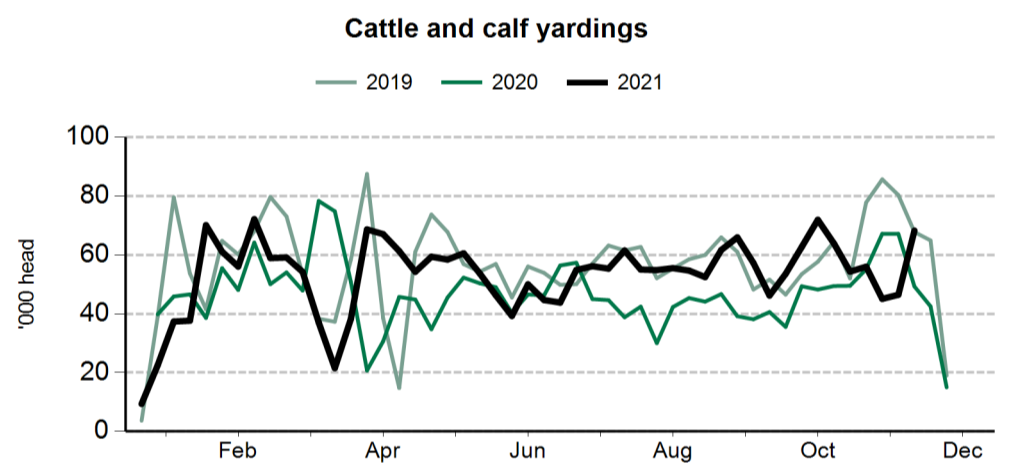
The following weekly statistical summary includes the following information:

- **Livestock movements**.....pages 1-2
 - Cattle yardings
 - Sheep yardings
 - Cattle slaughter
 - Sheep, lamb and goat slaughter
- **Cattle price indicators**.....pages 3-4
 - Saleyard indicators
 - Over-the-hook indicators
 - Live export indicators
- **Sheep and lamb indicators**.....pages 5-6
 - Saleyard indicators
 - Over-the-hook indicators
 - Live export indicators
- **General statistics**.....page 7
 - Over-the-hook goat indicators
 - Skin price indicators
 - Weekly US imported beef indicators

Cattle movements

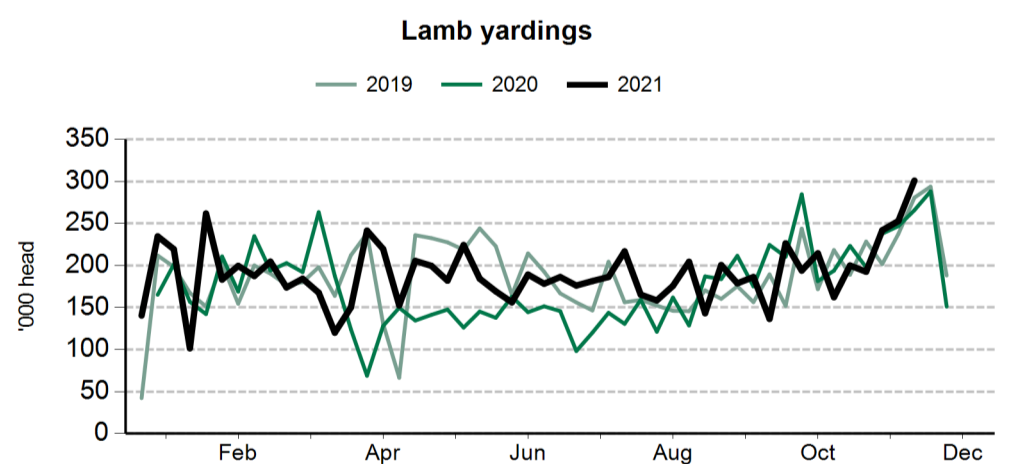
Cattle saleyard throughput		10 Dec 2021	3 Dec 2021	11 Dec 2020
Queensland	Cattle	4,478	17,792	13,037
NSW	Cattle	9,498	19,500	12,653
Victoria	Cattle	5,749	8,547	8,404
SA	Cattle	1,684	2,864	3,121
WA	Cattle	1,800	3,687	5,099
Tasmania	Cattle	85	80	210

Cattle slaughter		3 Dec 2021	11 Dec 2020
Queensland	Cattle	42,746	52,793
	Calves	47	151
NSW	Cattle	27,887	30,254
	Calves	30	1,520
Victoria	Cattle	12,280	21,330
	Calves	265	284
SA	Cattle	2,935	4,007
	Calves	5	5
Tasmania	Cattle	4,124	3,845
	Calves	6	22

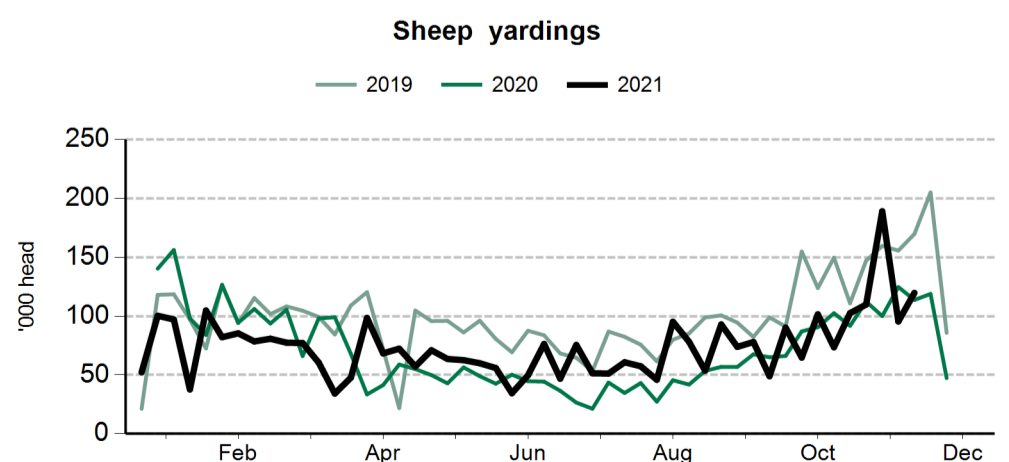


Smallstock movements

Sheep and lamb saleyard throughput		10 Dec 2021	3 Dec 2021	11 Dec 2020
NSW	Lambs	29,150	105,080	84,113
	Sheep	11,525	44,505	40,106
Victoria	Lambs	106,602	156,123	165,856
	Sheep	21,706	50,688	49,938
SA	Lambs	15,326	23,060	23,858
	Sheep	7,002	6,458	10,068
WA	Lambs	4,500	13,055	9,591
	Sheep	1,500	15,800	16,277
Tasmania	Lambs	922	2,336	3,040
	Sheep	159	1,814	1,618

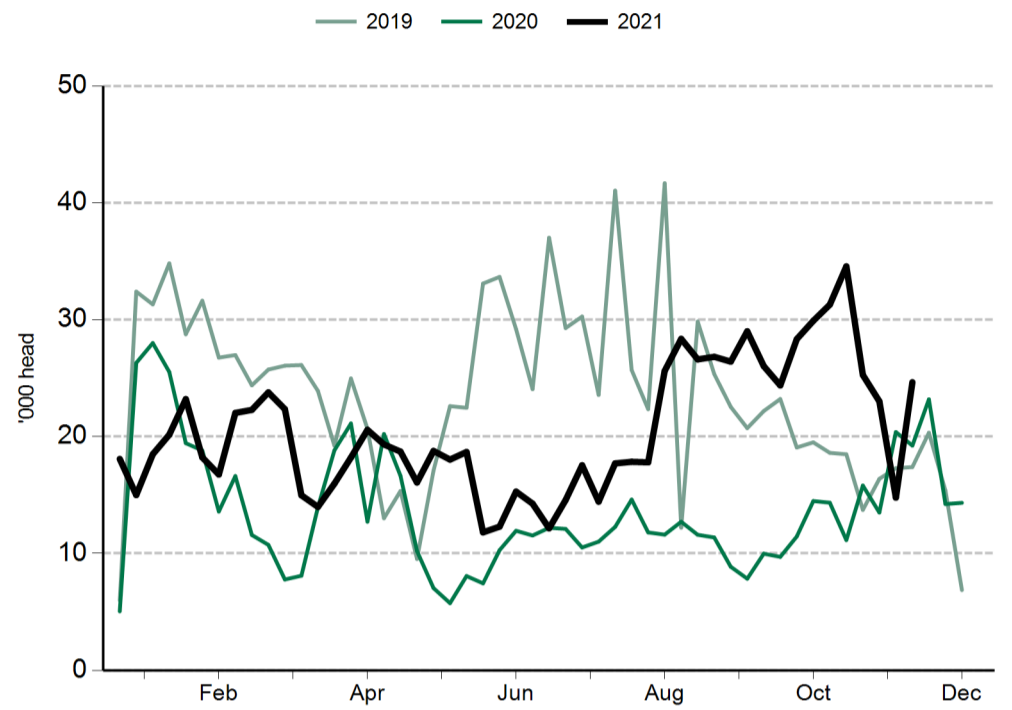


Sheep and lamb slaughter		3 Dec 2021	11 Dec 2020
Queensland	Lambs	137	273
	Sheep	354	537
NSW	Lambs	112,678	118,381
	Sheep	56,892	46,060
Victoria	Lambs	181,064	168,981
	Sheep	47,386	41,040
SA	Lambs	48,416	53,632
	Sheep	11,969	2,407
Tasmania	Lambs	6,107	6,643
	Sheep	3,105	1,745

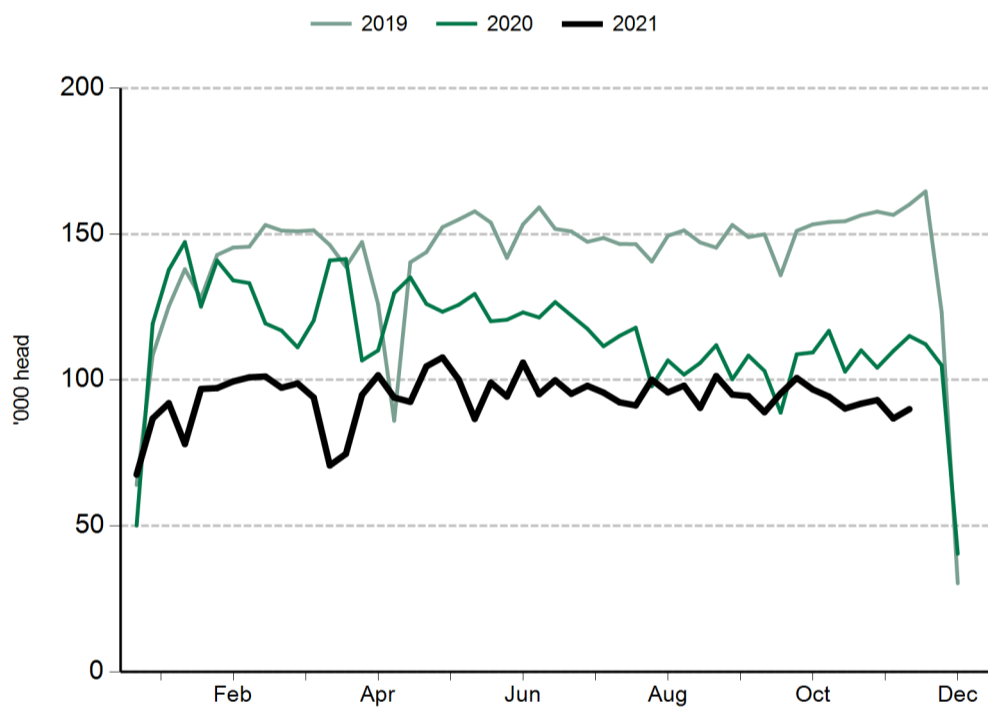


Goat slaughter		3 Dec 2021	11 Dec 2020
Queensland	Goats	9,170	10,816
NSW	Goats	1,337	938
Victoria	Goats	12,475	9,822
SA	Goats	1,670	1,613
Tasmania	Goats	nq	nq

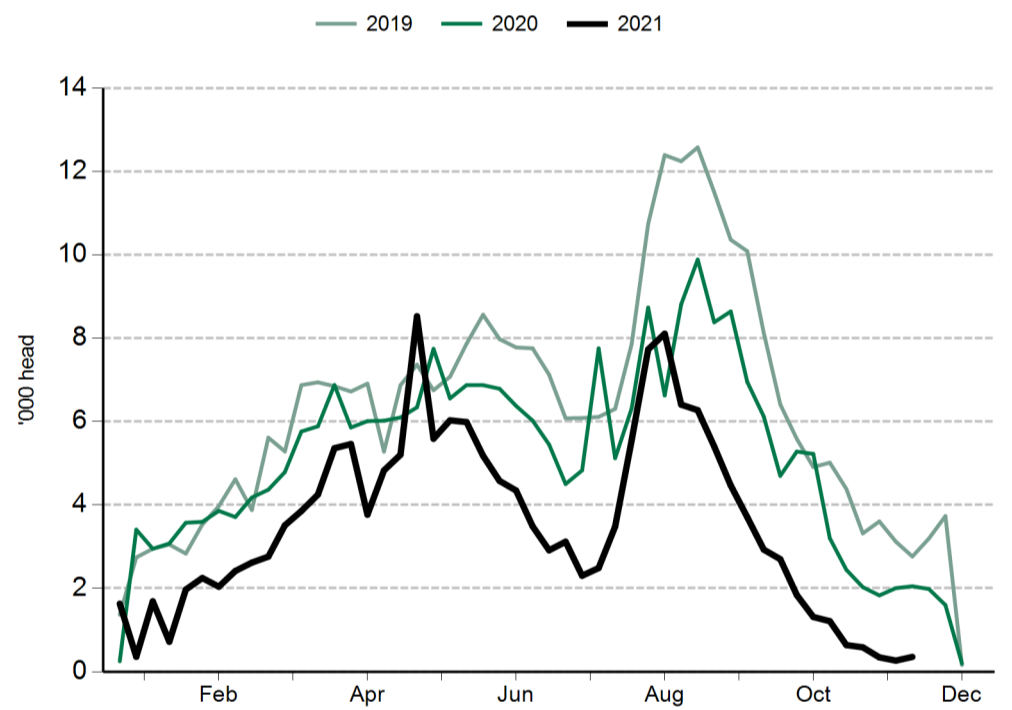
Goat slaughter



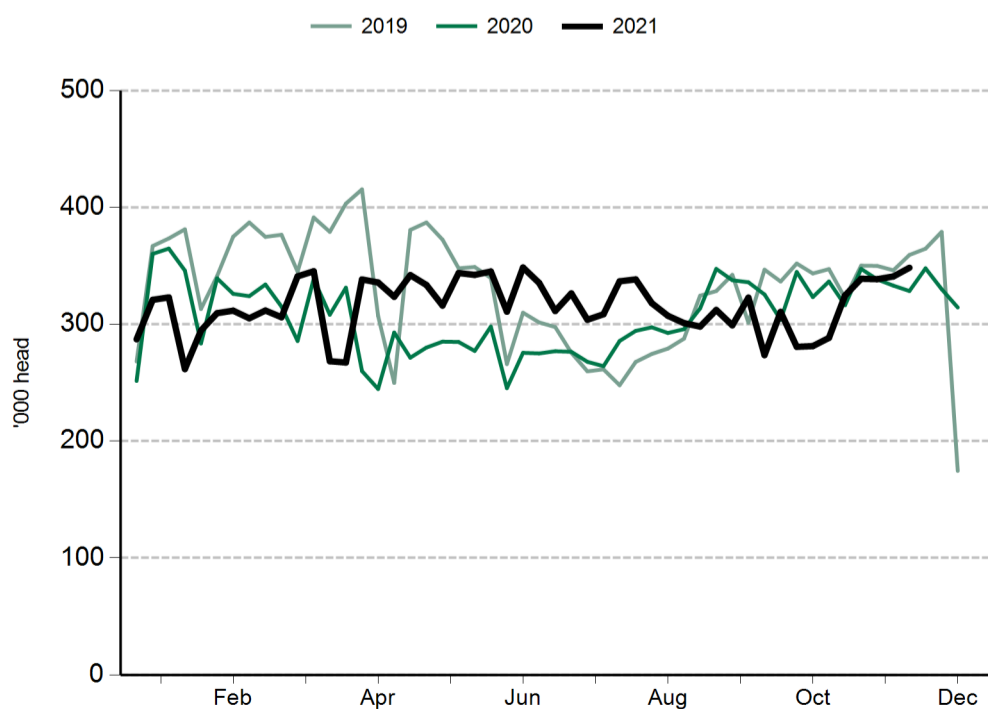
Cattle slaughter



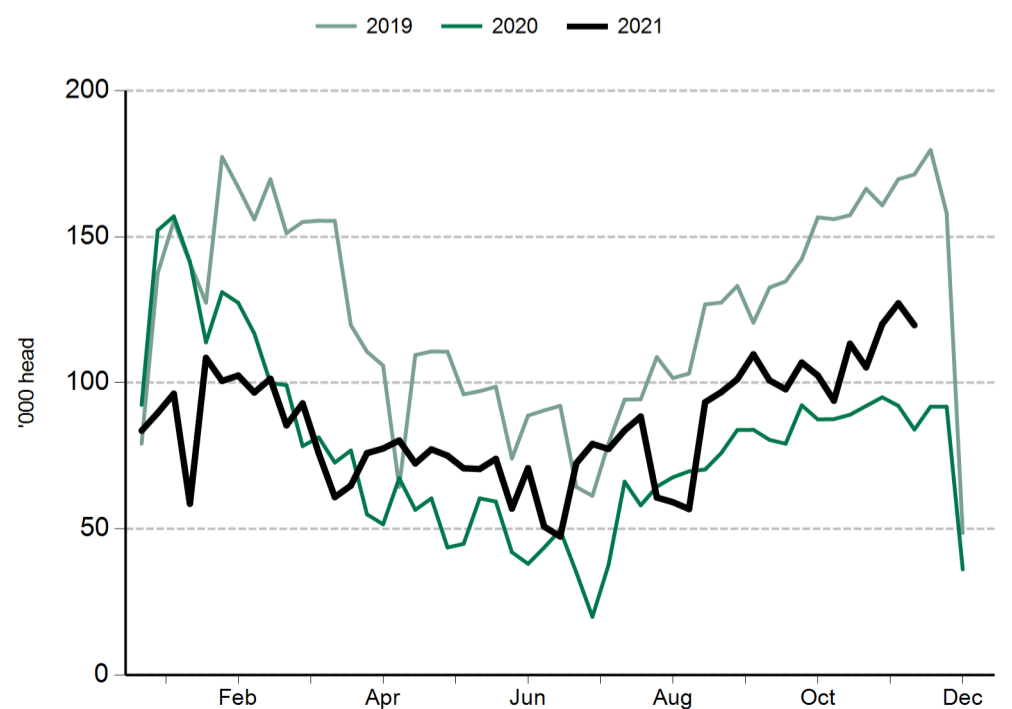
Calf slaughter



Lamb slaughter



Sheep slaughter



Cattle prices

National saleyard indicators	Live weight	Muscle/Fat	Unit	14 Dec 2021	15 Dec 2020
Restocker Steer	200-280kg	C2	¢/kg lwt	753	490
Feeder Steer	330-400kg	C2	¢/kg lwt	610	411
Vealer Steer	280-330kg	C2	¢/kg lwt	626	410
			¢/kg cwt	1195	803
Trade Steer	330-400kg	C3	¢/kg lwt	543	402
			¢/kg cwt	1016	754
Medium Steer	400-500kg	C3	¢/kg lwt	505	368
			¢/kg cwt	963	694
Heavy Steer	500-600kg	C4	¢/kg lwt	464	343
			¢/kg cwt	841	625
Medium Cow	400-520kg	D3	¢/kg lwt	374	263
			¢/kg cwt	771	542
Eastern Young Cattle Indicator (EYCI)			¢/kg cwt	1160.00	803.5

Eastern states OTH indicators	Carcase weight	Muscle	Unit	10 Dec 2021	18 Dec 2020
Trade steer	240-260kg	A-C	¢/kg cwt	736	601
Medium steer	260-280kg	A-C	¢/kg cwt	735	625
Heavy steer	300-400kg	A-C	¢/kg cwt	742	634
Medium cow	260-280kg	A-E	¢/kg cwt	648	529
MSA trade steer	240-260kg	A-C	¢/kg cwt	754	655

Feeder cattle indicators - paddock sales	Unit	11 Dec 2020
Domestic		
Steers 280-350kg	¢/kg lwt	432
Heifers 280-350kg	¢/kg lwt	393
Export		
Shortfed 100-120 DOF	¢/kg lwt	395
Mediumfed 120-220 DOF	¢/kg lwt	415
Longfed 220+ DOF	¢/kg lwt	330

State saleyard indicators				Queensland		NSW		Victoria	SA		Tasmania	
Category	Live weight	Muscle/Fat	Unit	14 Dec 2021	15 Dec 2020	14 Dec 2021	15 Dec 2020	15 Dec 2020	14 Dec 2021	15 Dec 2020	14 Dec 2021	15 Dec 2020
Restocker Steer	200-280kg	C2	¢/kg lwt	756	492	682	463	367	nq	nq	nq	492
Feeder Steer	330-400kg	C2	¢/kg lwt	630	417	596	408	387	550	367	nq	417
Vealer Steer	280-330kg	C2	¢/kg lwt	550	382	663	476	406	616	405	nq	382
			¢/kg cwt	1058	735	1243	892	752	1175	785	nq	735
Trade Steer	330-400kg	C3	¢/kg lwt	nq	373	540	416	396	539	399	nq	373
			¢/kg cwt	nq	717	987	752	766	1070	797	nq	717
Medium Steer	400-500kg	C3	¢/kg lwt	506	366	508	370	355	509	384	nq	366
			¢/kg cwt	950	685	943	689	663	1016	769	nq	685
Heavy Steer	500-600kg	C4	¢/kg lwt	443	358	470	329	353	nq	nq	nq	358
			¢/kg cwt	817	646	848	601	647	nq	nq	nq	646
Medium Cow	400-520kg	D3	¢/kg lwt	389	268	372	267	271	nq	nq	nq	268
			¢/kg cwt	808	560	767	553	546	nq	nq	nq	560

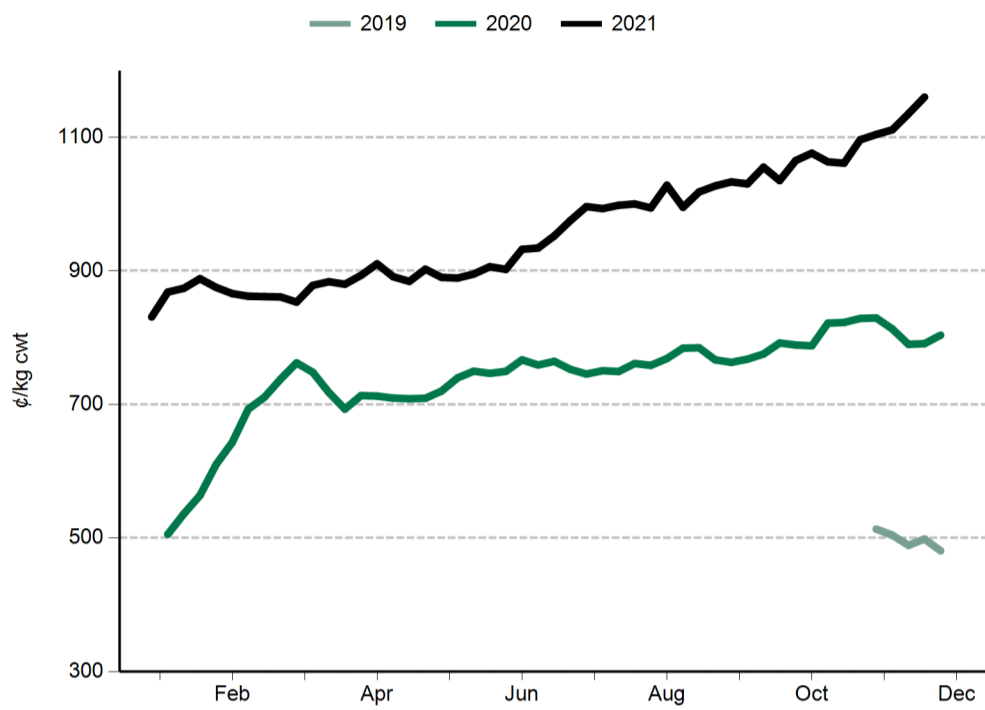
State over-the-hooks indicators				Queensland		NSW		Victoria		SA	Tasmania	
Category	Carcase weight	Muscle	Unit	10 Dec 2021	18 Dec 2020	10 Dec 2021	18 Dec 2020	10 Dec 2021	18 Dec 2020	18 Dec 2020	10 Dec 2021	18 Dec 2020
Trade steer	240-260kg	A-C	¢/kg cwt	733	638	711	594	808	660	nq	690	512
Medium steer	260-280kg	A-C	¢/kg cwt	726	638	708	592	784	646	nq	720	nq
Heavy steer	300-400kg	A-C	¢/kg cwt	737	648	721	602	791	652	nq	720	nq
Medium cow	260-280kg	A-E	¢/kg cwt	674	553	642	526	629	513	556	645	497
MSA trade steer	240-260kg	A-C	¢/kg cwt	737	663	771	646	nq	nq	nq	nq	nq

WA saleyard indicators	Unit	15 Dec 2020
WYCI	¢/kg cwt	771
Medium Steer	¢/kg lwt	368
Medium Cow	¢/kg lwt	248

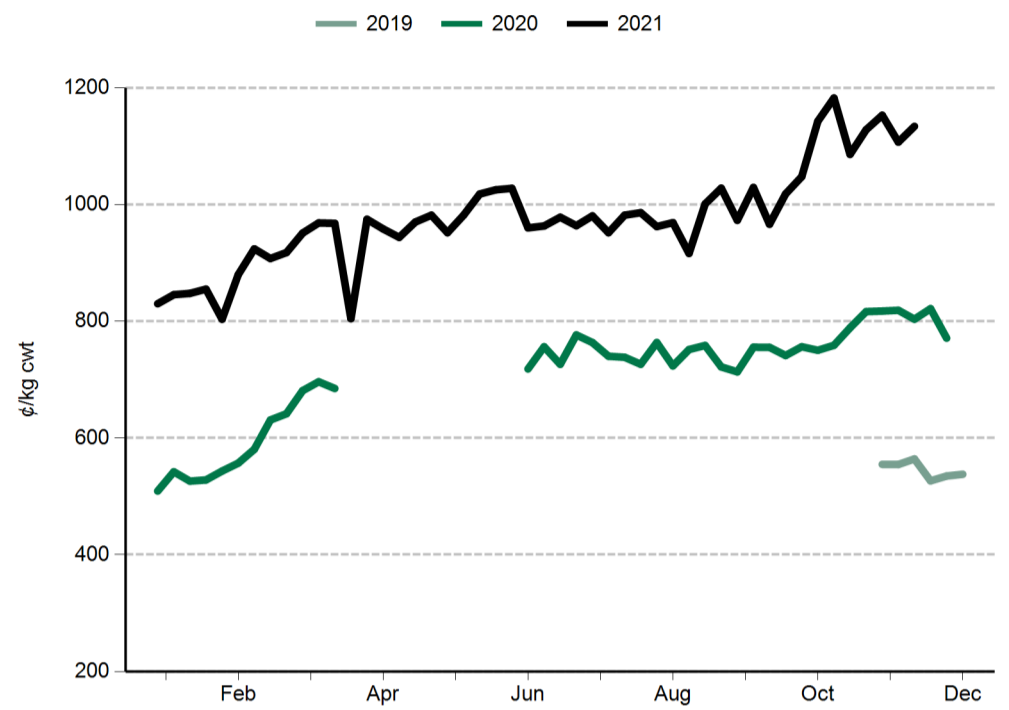
WA over-the-hooks indicators	Unit	18 Dec 2020
Grassfed yearling	¢/kg cwt	675
Grainfed yearling	¢/kg cwt	675
MSA yearling	¢/kg cwt	680

Live Export Price Quotes			Unit	3 Dec 2021	11 Dec 2020
Light Steer	260 - 360 kg	Townsville	¢/kg lwt	nq	nq
	260 - 360 kg	Darwin	¢/kg lwt	nq	355
Light Heifer	260 - 360 kg	Townsville	¢/kg lwt	nq	nq
	260 - 360 kg	Darwin	¢/kg lwt	nq	320

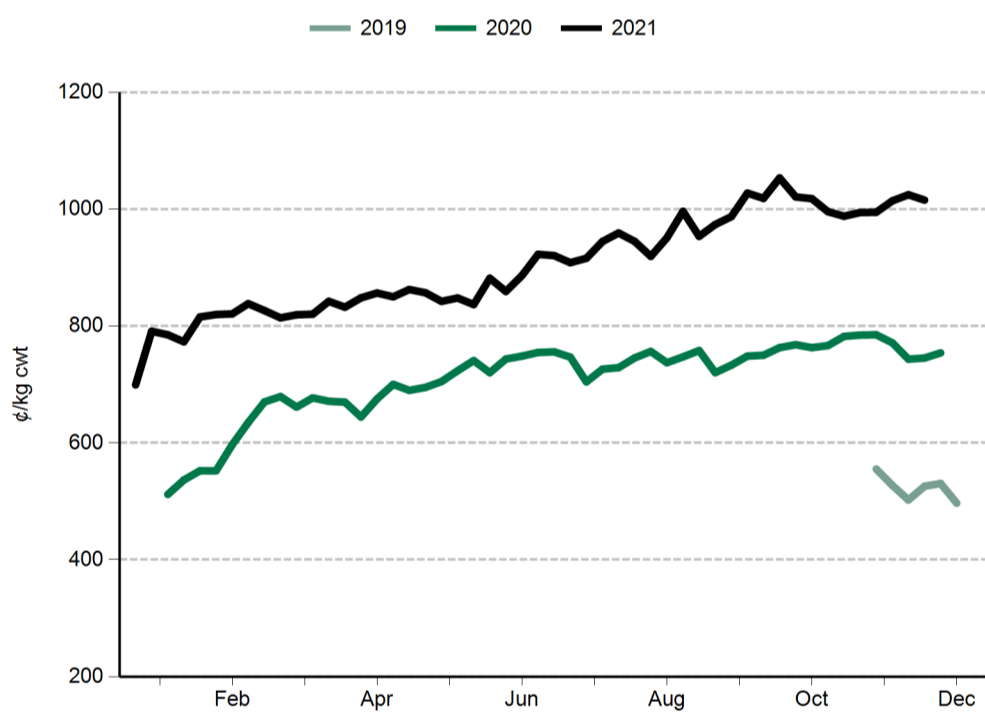
Eastern Young Cattle Indicator (EYCI)



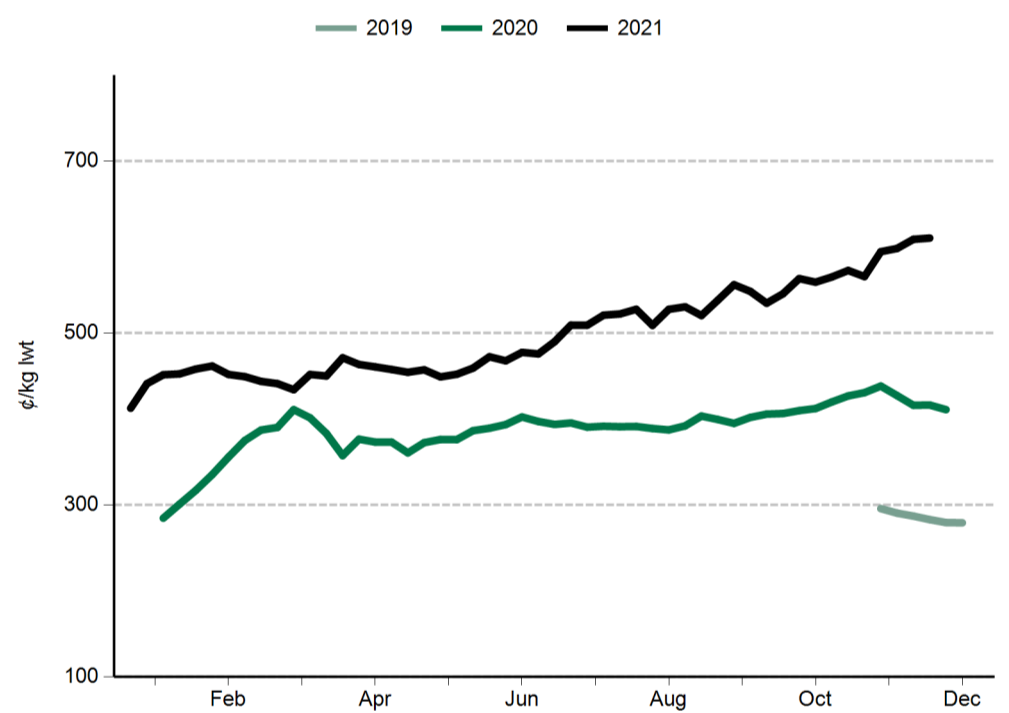
Western Young Cattle Indicator (WYCI)



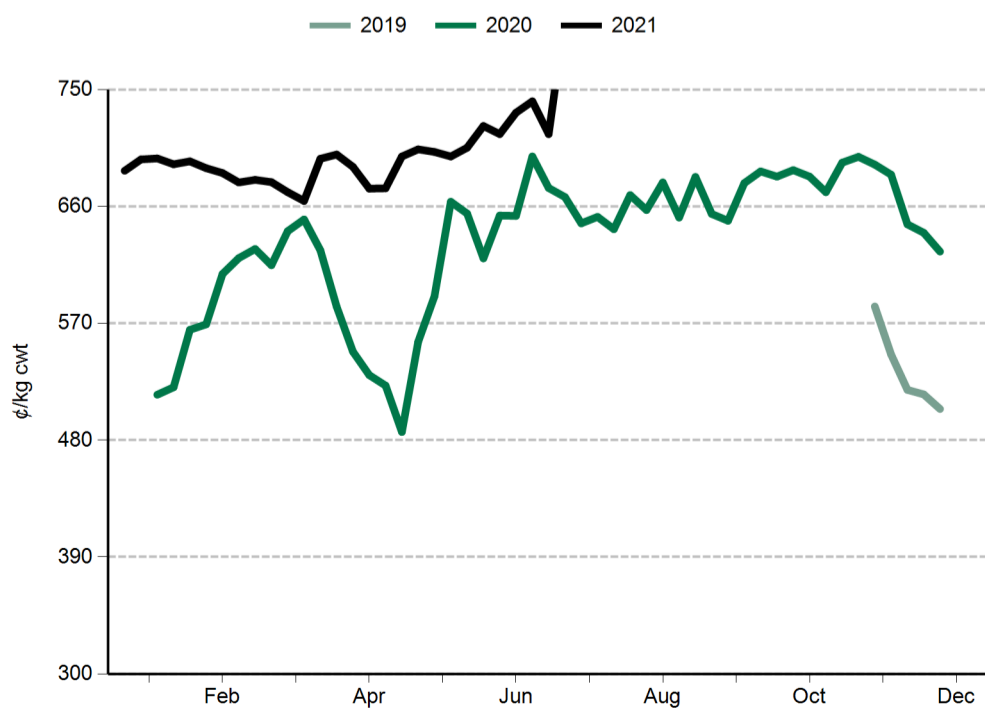
Trade steer



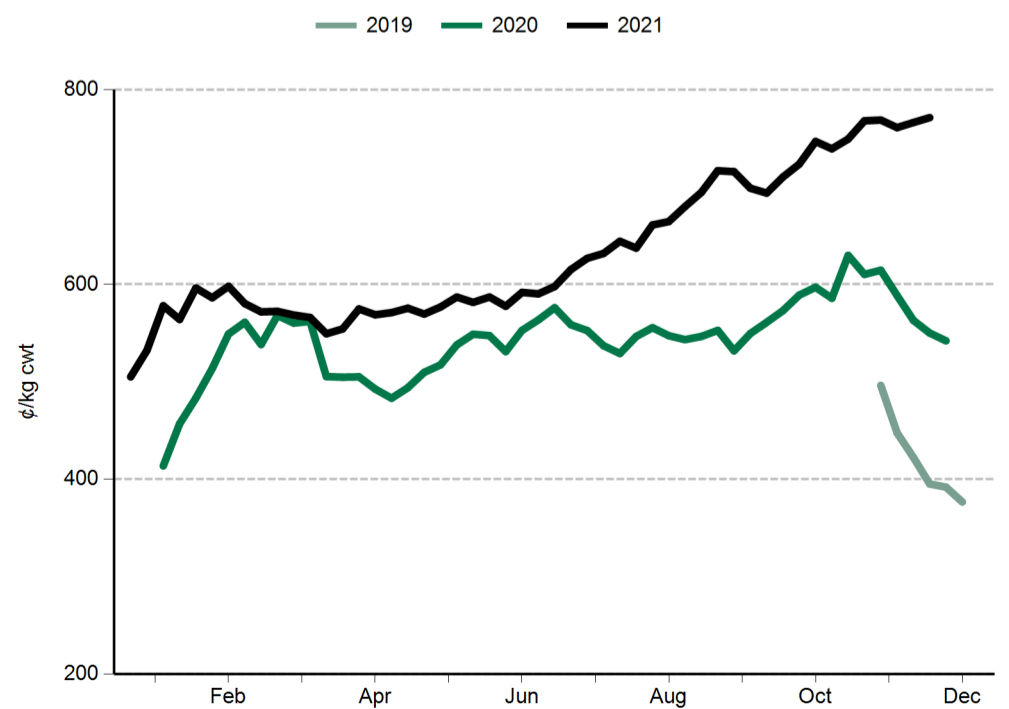
Feeder steer



Heavy steer



Medium cow



Sheep and lamb prices

Eastern States Trade Lamb Indicator (¢/kg cwt)	14 Dec 2021	15 Dec 2020
ESTLI	854	790

National saleyard sheep and lamb indicators (¢/kg cwt)		14 Dec 2021	15 Dec 2020
Merino lamb	16-22kg	768	739
Restocker/feeder lamb	0-18kg	932	884
Light lamb	12-18kg	914	810
Trade lamb	18-22kg	847	784
Heavy lamb	22+kg	870	776
Mutton	18-24kg	625	587

National OTH sheep and lamb indicators (¢/kg cwt)		10 Dec 2021	18 Dec 2020
Medium trade lamb	18-20kg	805	695
Heavy trade lamb	20-22kg	805	695
Heavy lamb	22-24kg	804	697
Mutton	18-24kg	615	554

State saleyard sheep and lamb indicators (¢/kg cwt)		Victoria		NSW		SA		WA		Tasmania	
		14 Dec 2021	15 Dec 2020	14 Dec 2021	15 Dec 2020	14 Dec 2021	15 Dec 2020	14 Dec 2021	15 Dec 2020	14 Dec 2021	15 Dec 2020
Merino lamb	16-22kg	747	720	758	742	797	744	773	nq	nq	nq
Restocker/feeder lamb	0-18kg	913	874	987	985	920	962	846	651	870	1098
Light lamb	12-18kg	930	837	912	848	906	807	832	694	811	867
Trade lamb	18-22kg	851	788	866	806	817	753	775	682	798	847
Heavy lamb	22+kg	880	788	884	771	810	734	774	654	794	815
Mutton	18-24kg	631	599	637	629	584	522	592	520	605	602

Over-the-hooks sheep and lamb indicators (¢/kg cwt)		Victoria		NSW		SA		WA		Tasmania	
		10 Dec 2021	18 Dec 2020	10 Dec 2021	18 Dec 2020	10 Dec 2021	18 Dec 2020	10 Dec 2021	18 Dec 2020	10 Dec 2021	18 Dec 2020
Medium trade lamb	18-20kg	798	713	800	695	830	733	793	640	nq	nq
Heavy trade lamb	20-22kg	798	710	800	695	830	733	793	640	nq	nq
Heavy lamb	22-24kg	794	720	800	695	830	733	793	640	nq	nq
Mutton	18-24kg	620	613	626	545	nq	553	600	503	nq	nq

Live export price quotes (A\$/head)		7 Dec 2021	15 Dec 2020
Live wether	Muchea	nq	nq

Glossary:

cwt – carcase weight

lwt – live weight

OTH – over-the-hooks. Refers to the marketing of cattle/sheep/lambs directly from the farm to an abattoir where a producer is paid for the value of the carcase based on a sliding grid.

CIF – Cost, insurance, freight. The quoted price for the goods including freight and insurance costs delivered to final destination.

C&F – Cost and freight. Refers to the quoted price for the goods, including freight to the delivery point, but not insurance.

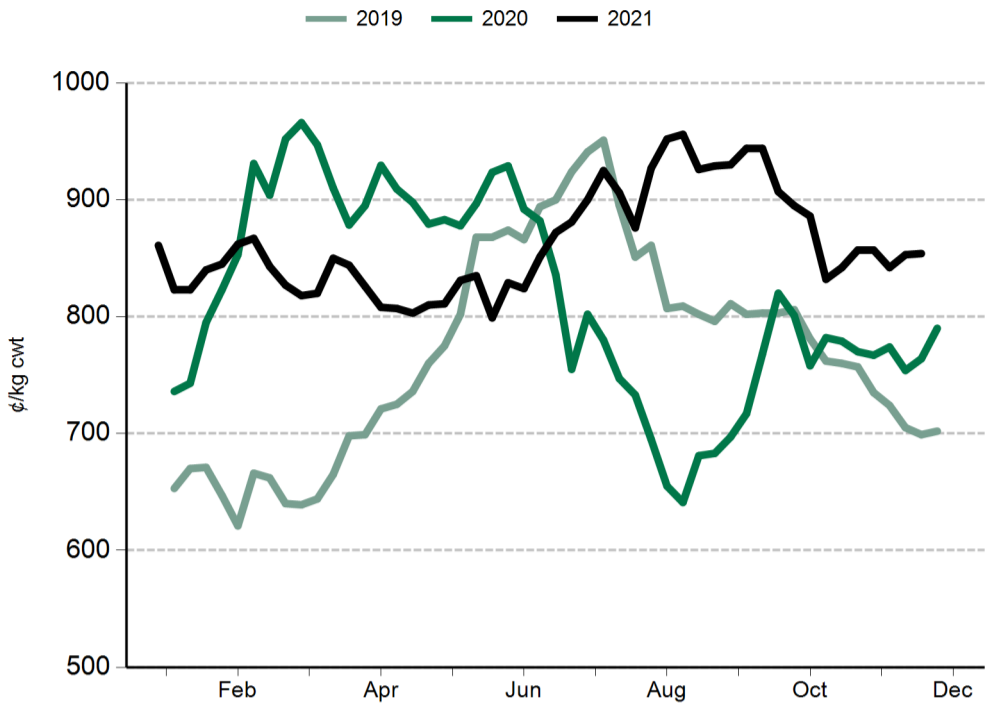
FAS – Free alongside ship. Refers to export price quotes where the seller is obliged to pay warehouse services, packing, inland freight and port charges, but not placement of goods onto the ship. The buyer is obliged to pay overseas freight, charges in foreign port, customs duties, quarantine and delivery to final destination. (See also 'FOB').

EYCI – Eastern Young Cattle Indicator. A seven day rolling average from 24 saleyards across NSW, Victoria and Queensland. It includes vealer and yearling heifers and steers, grade score C2 or C3, with live weight from 200kg.

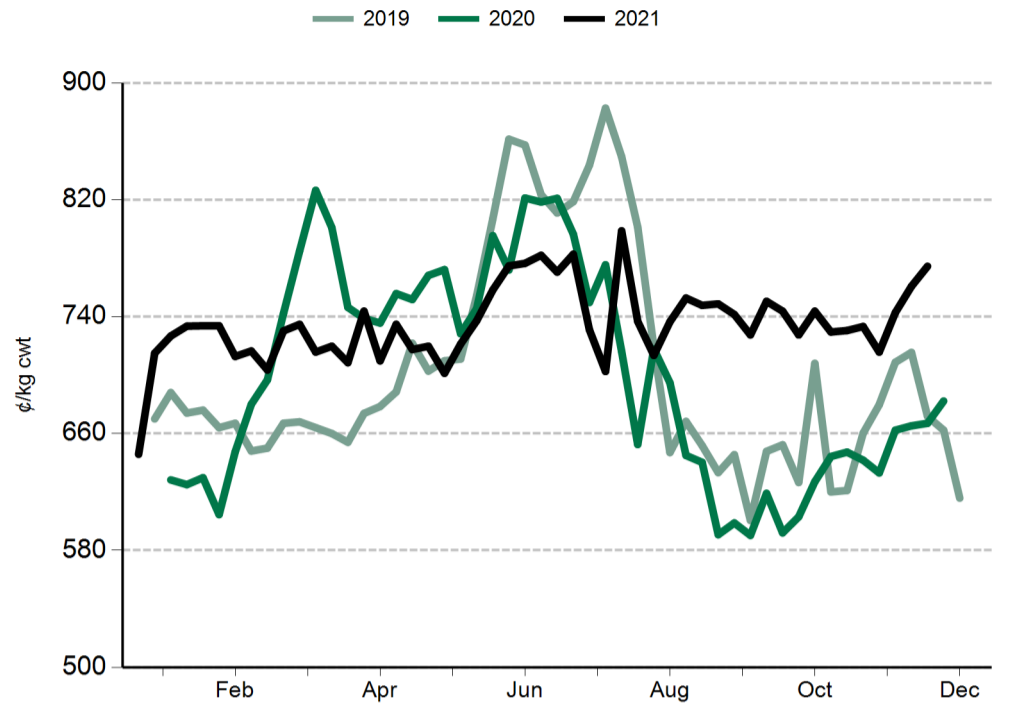
WYCI – Western Young Cattle Indicator. A benchmark of the value of young cattle in WA saleyards. It includes vealer and yearling heifers and steers, grade score C2 or C3, 180kg+ live weight.

All data is collected by MLA's NLRS, unless specified otherwise.

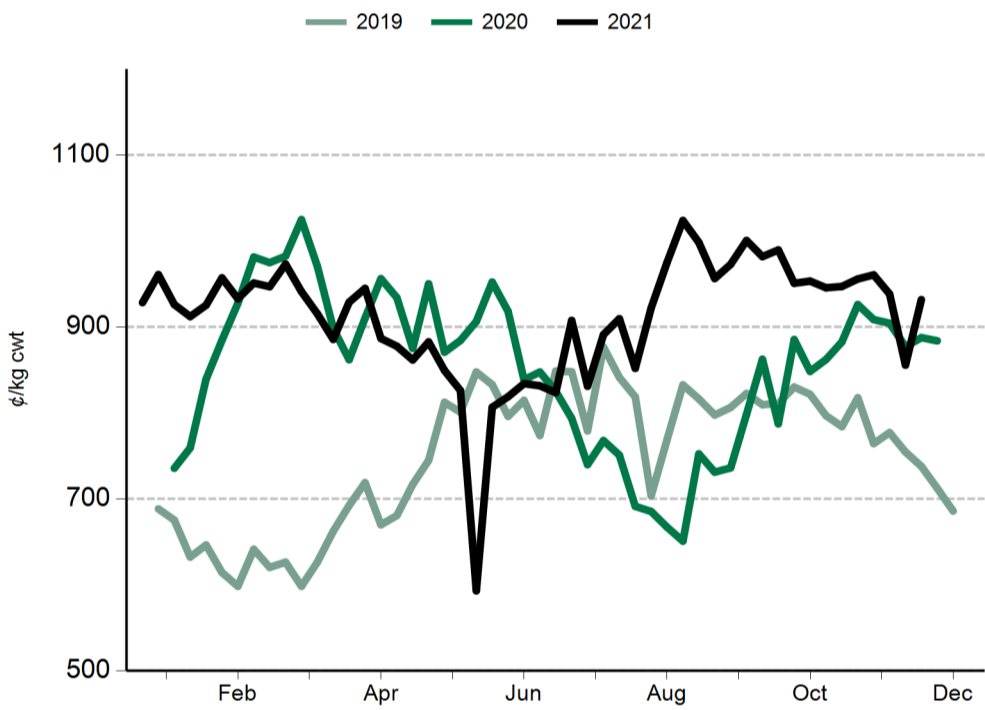
Eastern States Trade Lamb Indicator (ESTLI)



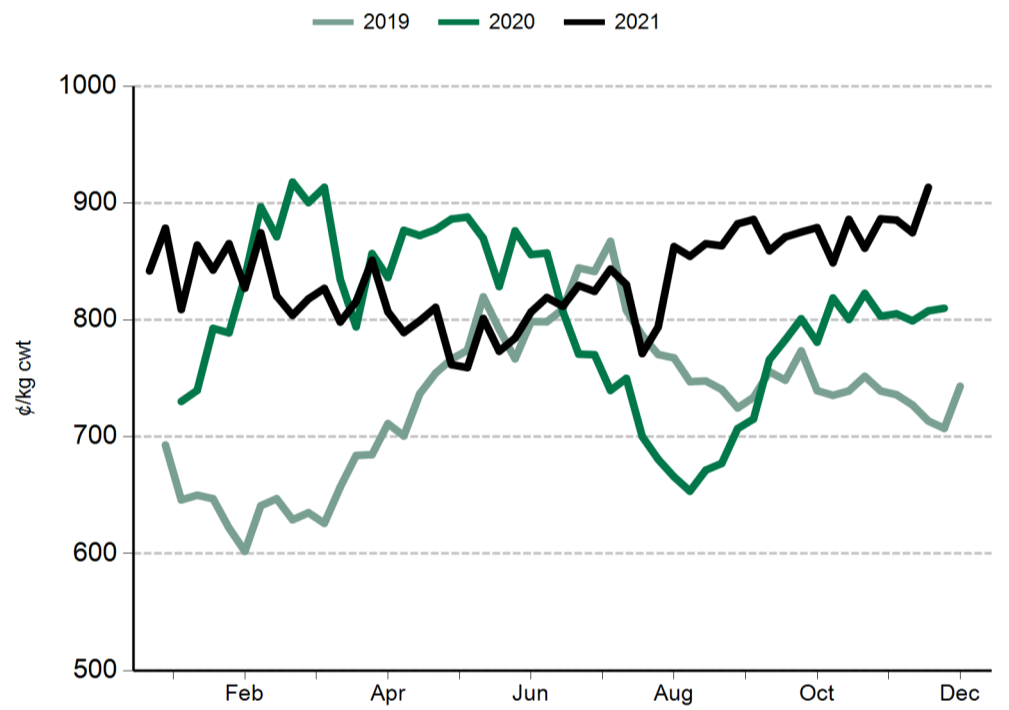
Western Trade Lamb Indicator (WTLI)



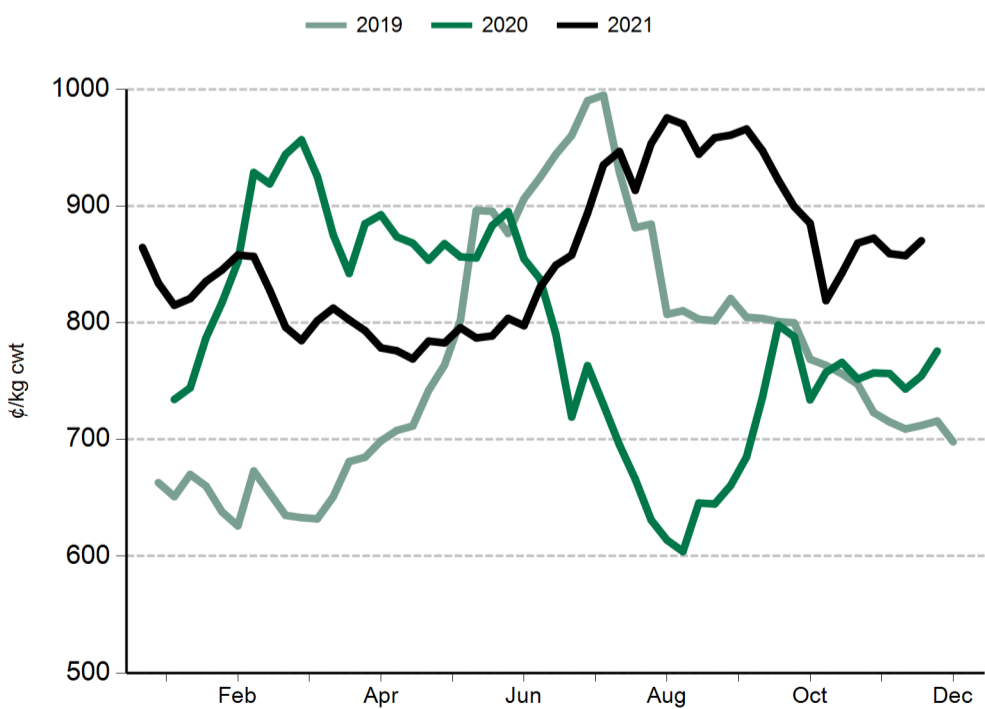
Restocker lamb



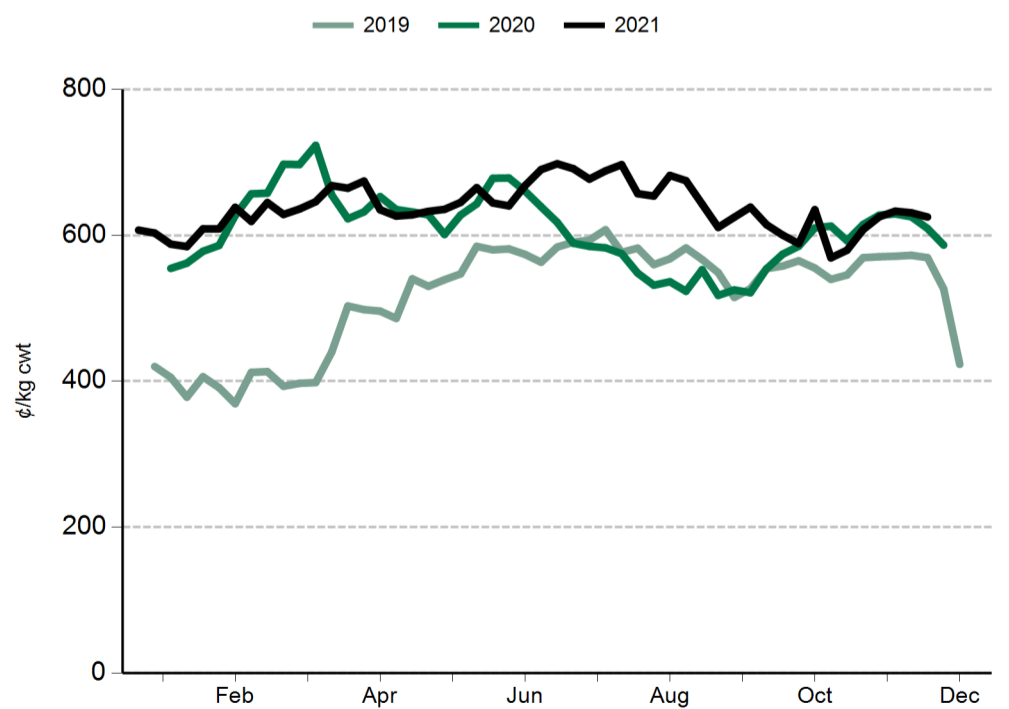
Light lamb



Heavy lamb



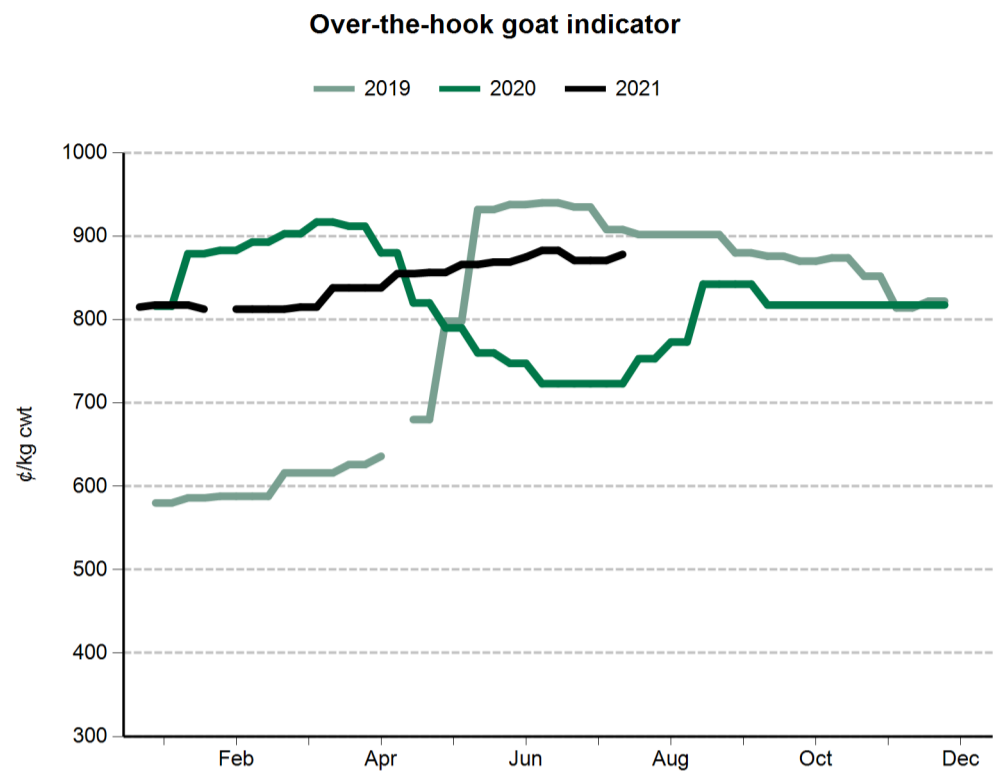
Mutton



General statistics

Over-the-hooks goat indicators (A¢/kg cwt)	3 Dec 2021	18 Dec 2020
8.1-10kg	854	818
10.1-12kg	879	818
12.1-16kg	879	818
16.1-20kg	908	818
20.1kg+	888	818

Skin indicators - Lambs		11 Dec 2020
2" +	16.1 - 20kg	100
	20.1 - 24kg	188
	24.1kg +	288
1" - 2"	16.1 - 20kg	200
	20.1 - 24kg	50
	24.1kg +	163
0.5" - 1"	16.1 - 20kg	nq
	20.1 - 24kg	nq
	24.1kg +	125
New Season	16.1 - 20kg	nq
	20.1 - 24kg	231
	24.1kg +	313
Skin indicators - Merino sheep (average 25 micron)		
1.5" - 2"	16.1 - 20kg	500
	20.1 - 24kg	725
	24.1kg +	825



Grain prices - Darling Downs (A\$/tonne)	3 Dec 2021	11 Dec 2020
Wheat	325	290
Barley	288	262
Sorghum	310	310
Grain prices - Riverina (A\$/tonne)		
Wheat	nq	268
Barley	nq	212

Source: Profarmer Australia

PLEASE NOTE

MLA no longer reports on fodder prices, tallow prices or the EMI on a weekly basis.

These can be accessed separately through these links:

- [Fodder prices \(Dairy Australia\)](#)
- [Tallow prices \(MLA monthly co-product report\)](#)
- [EMI \(AWEX\)](#)

US imported beef prices (CIF)		3 Dec 2021	11 Dec 2020
Bull 95CL	US¢/lb	312.5	227.5
	A¢/kg	967.4	671.5
Cow 90CL	US¢/lb	290.0	217.5
	A¢/kg	897.7	642.0
CC/CF 85CL	US¢/lb	260.5	187.5
	A¢/kg	806.4	553.5
Shank 90CL	US¢/lb	272.5	220.5
	A¢/kg	843.5	650.9
Trim 85CL	US¢/lb	258.0	187.5
	A¢/kg	798.6	553.5
Trim 80CL	US¢/lb	250.0	163.5
	A¢/kg	773.9	482.6
Trim 75CL	US¢/lb	175.0	175.0
	A¢/kg	541.7	516.6
Trim 65CL	US¢/lb	nq	nq
	A¢/kg	nq	nq
Outside flats	US¢/lb	nq	nq
	A¢/kg	nq	nq
Knuckles	US¢/lb	272.5	260.0
	A¢/kg	843.5	767.5
Inside cap off	US¢/lb	312.5	320.0
	A¢/kg	967.4	944.6

Source: Steiner Consulting Group

