

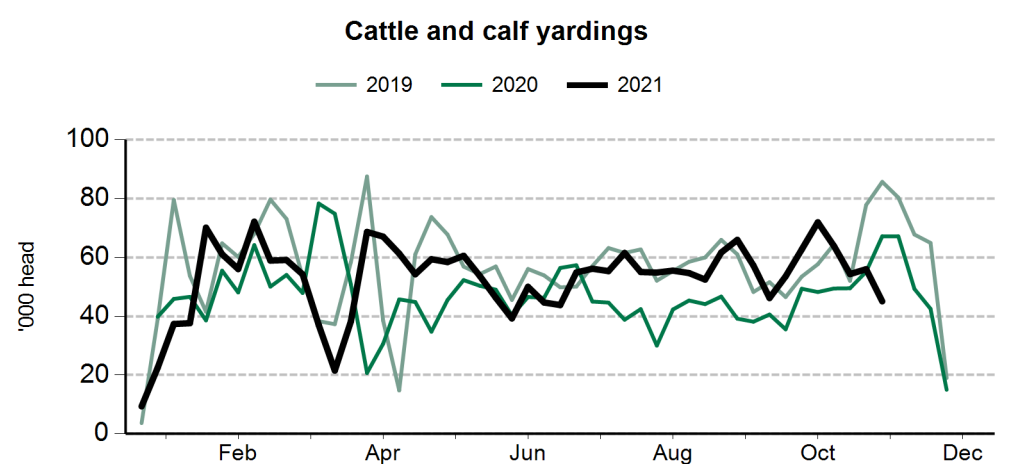
The following weekly statistical summary includes the following information:

- **Livestock movements**.....pages 1-2
 - Cattle yardings
 - Sheep yardings
 - Cattle slaughter
 - Sheep, lamb and goat slaughter
- **Cattle price indicators**.....pages 3-4
 - Saleyard indicators
 - Over-the-hook indicators
 - Live export indicators
- **Sheep and lamb indicators**.....pages 5-6
 - Saleyard indicators
 - Over-the-hook indicators
 - Live export indicators
- **General statistics**.....page 7
 - Over-the-hook goat indicators
 - Skin price indicators
 - Weekly US imported beef indicators

Cattle movements

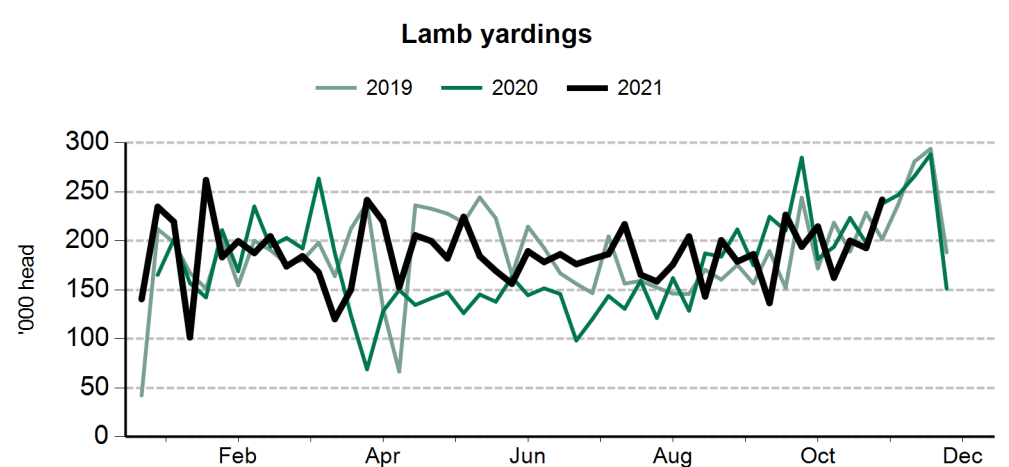
Cattle saleyard throughput		26 Nov 2021	19 Nov 2021	27 Nov 2020
Queensland	Cattle	3,920	21,318	30,789
NSW	Cattle	6,498	10,220	17,615
Victoria	Cattle	4,803	7,143	10,833
SA	Cattle	1,846	4,345	3,431
WA	Cattle	3,430	1,952	4,376
Tasmania	Cattle	95	90	110

Cattle slaughter		19 Nov 2021	27 Nov 2020
Queensland	Cattle	45,046	52,292
	Calves	35	13
NSW	Cattle	27,950	29,619
	Calves	24	1,576
Victoria	Cattle	12,917	22,104
	Calves	277	375
SA	Cattle	2,982	3,893
	Calves	3	10
Tasmania	Cattle	4,173	2,005
	Calves	3	30

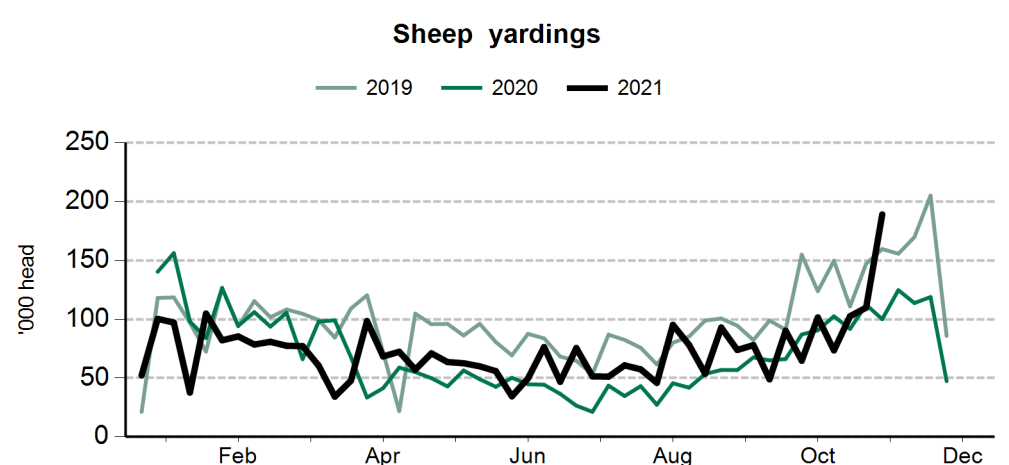


Smallstock movements

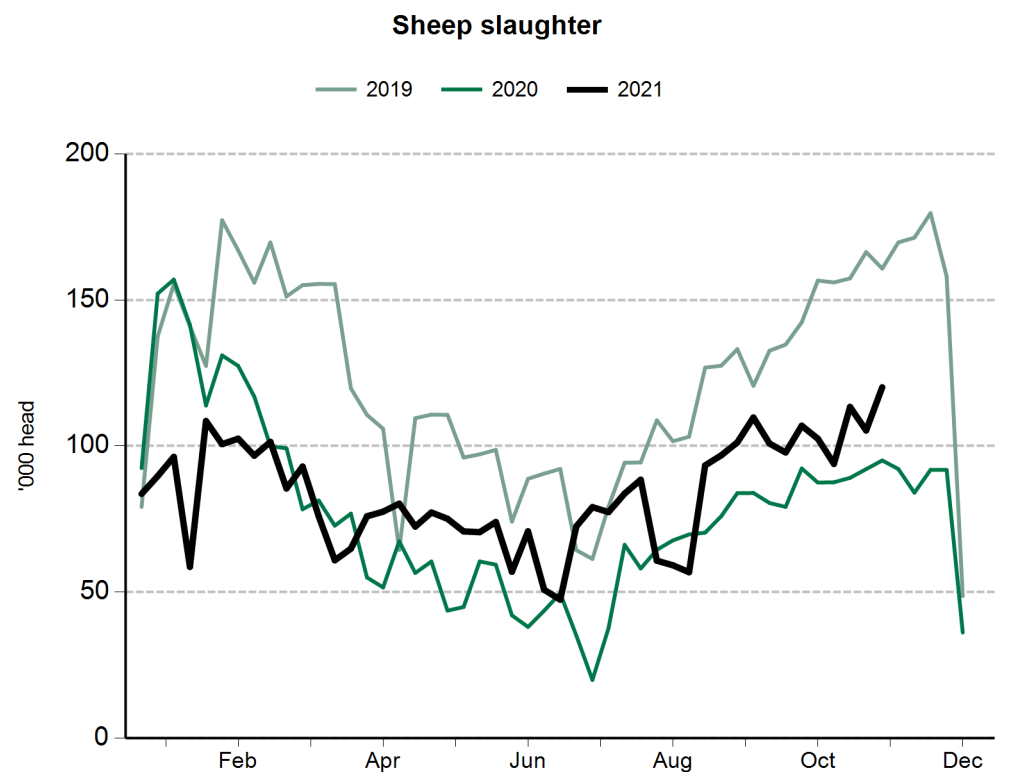
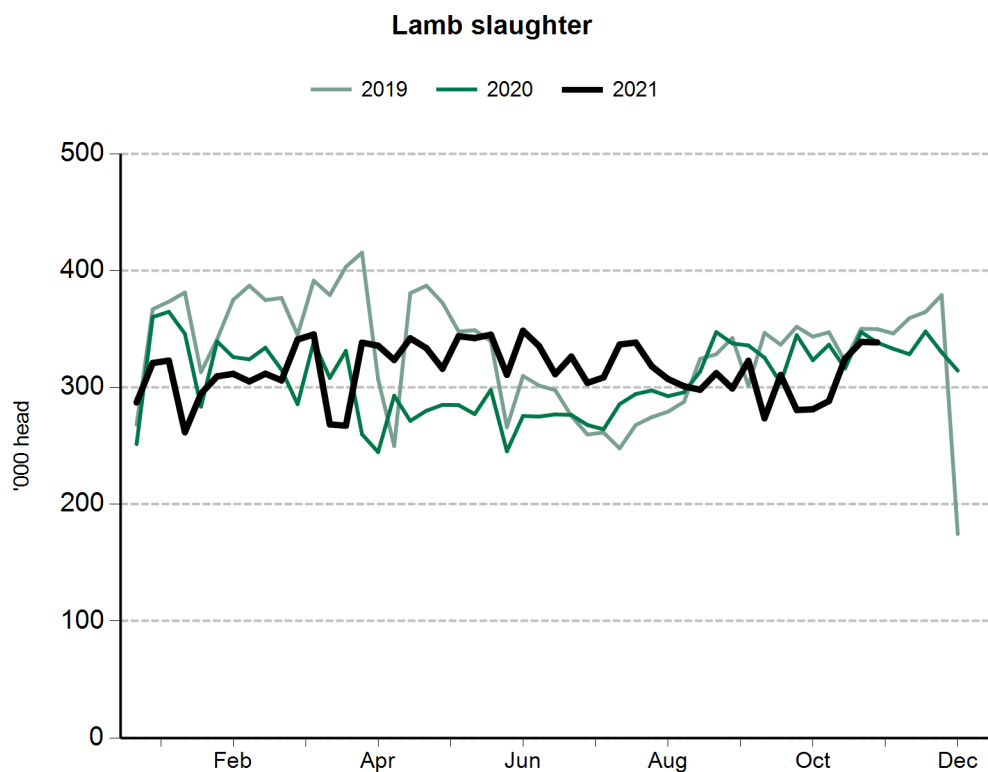
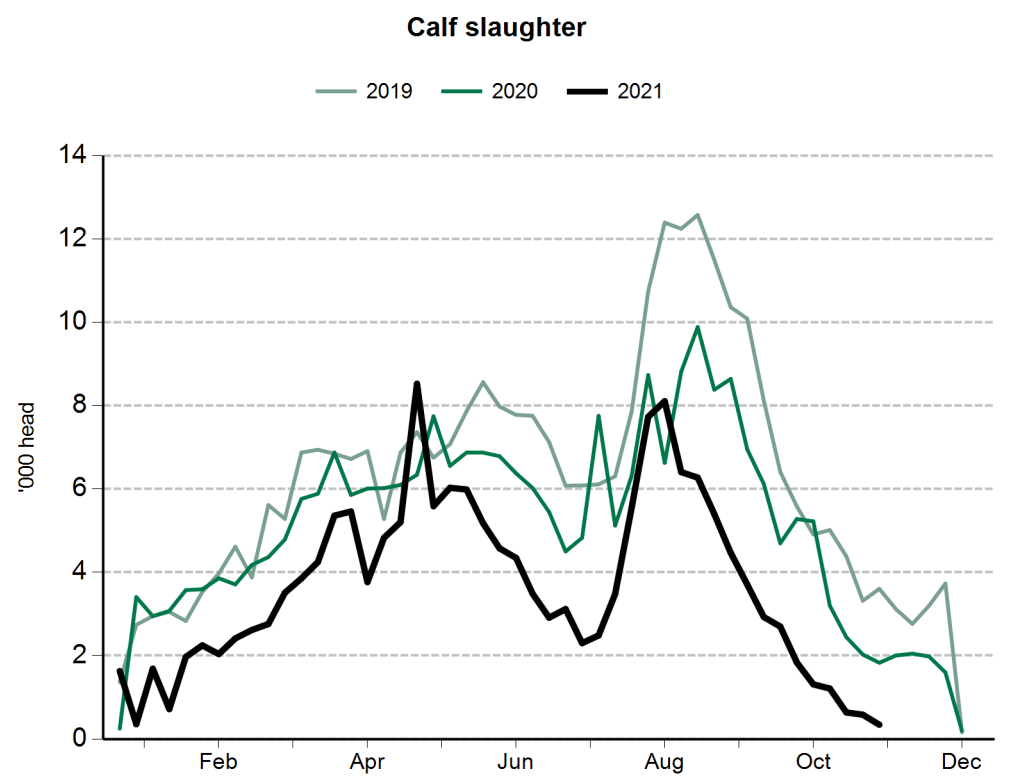
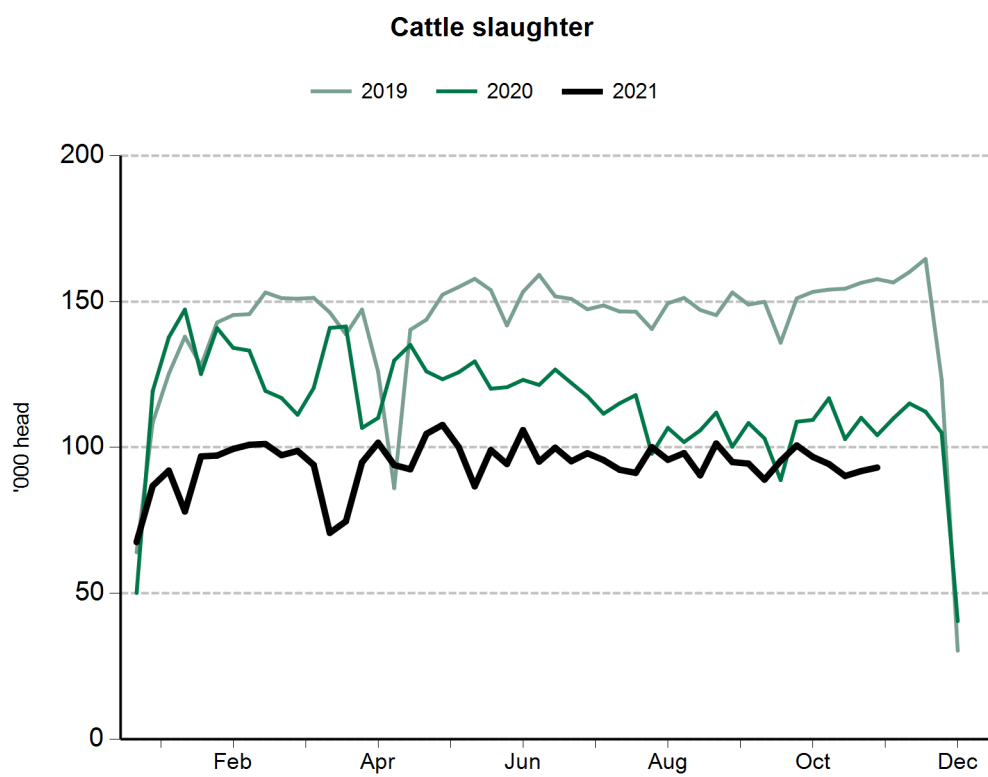
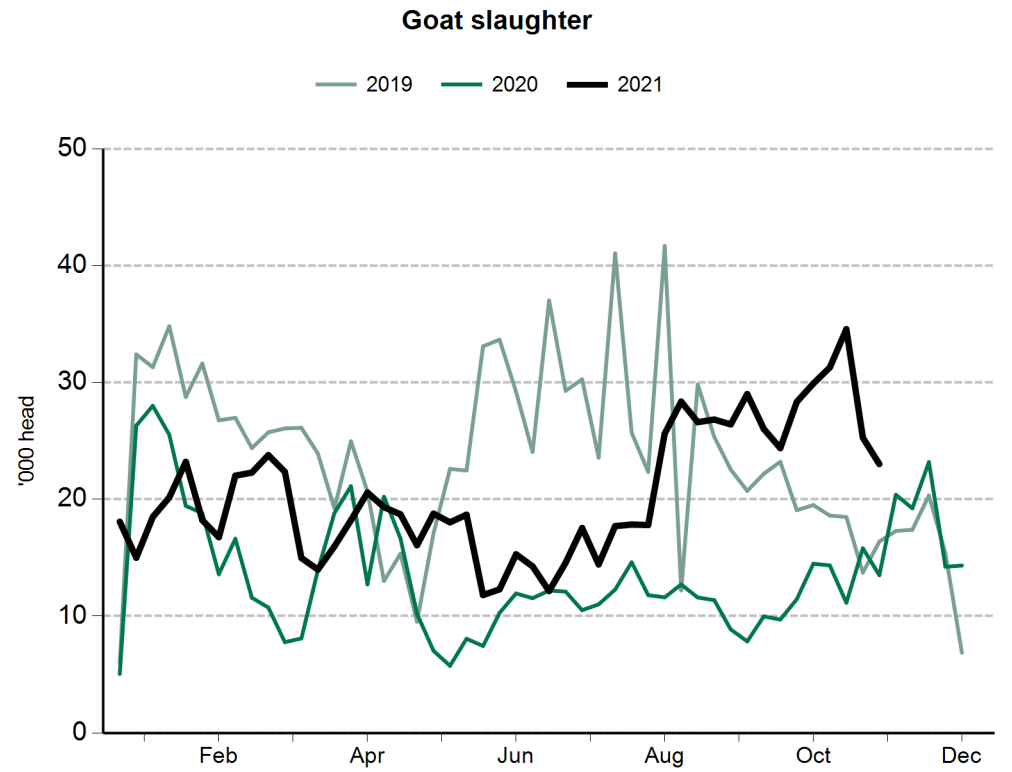
Sheep and lamb saleyard throughput		26 Nov 2021	19 Nov 2021	27 Nov 2020
NSW	Lambs	24,910	78,120	74,892
	Sheep	10,605	68,540	36,679
Victoria	Lambs	72,468	120,016	119,268
	Sheep	24,545	92,113	44,590
SA	Lambs	19,637	30,962	40,938
	Sheep	3,956	10,017	8,642
WA	Lambs	3,701	10,729	8,636
	Sheep	3,000	16,962	31,320
Tasmania	Lambs	1,658	1,417	2,049
	Sheep	937	1,085	3,109



Sheep and lamb slaughter		19 Nov 2021	27 Nov 2020
Queensland	Lambs	507	393
	Sheep	360	424
NSW	Lambs	109,310	104,804
	Sheep	55,392	44,619
Victoria	Lambs	174,874	175,305
	Sheep	53,391	39,567
SA	Lambs	48,480	46,666
	Sheep	7,688	6,269
Tasmania	Lambs	5,442	5,932
	Sheep	3,251	1,204



Goat slaughter		19 Nov 2021	27 Nov 2020
Queensland	Goats	10,400	9,108
NSW	Goats	1,027	945
Victoria	Goats	9,253	8,068
SA	Goats	2,335	2,267
Tasmania	Goats	nq	nq



Cattle prices

National saleyard indicators	Live weight	Muscle/Fat	Unit	30 Nov 2021	1 Dec 2020
Restocker Steer	200-280kg	C2	¢/kg lwt	721	470
Feeder Steer	330-400kg	C2	¢/kg lwt	598	416
Vealer Steer	280-330kg	C2	¢/kg lwt	641	437
			¢/kg cwt	1229	827
Trade Steer	330-400kg	C3	¢/kg lwt	539	401
			¢/kg cwt	1014	743
Medium Steer	400-500kg	C3	¢/kg lwt	494	374
			¢/kg cwt	933	706
Heavy Steer	500-600kg	C4	¢/kg lwt	467	353
			¢/kg cwt	851	646
Medium Cow	400-520kg	D3	¢/kg lwt	374	274
			¢/kg cwt	761	563

Eastern Young Cattle Indicator (EYCI)	¢/kg cwt	789.75
--	----------	--------

Eastern states OTH indicators	Carcase weight	Muscle	Unit	26 Nov 2021	4 Dec 2020
Trade steer	240-260kg	A-C	¢/kg cwt	736	612
Medium steer	260-280kg	A-C	¢/kg cwt	735	637
Heavy steer	300-400kg	A-C	¢/kg cwt	742	646
Medium cow	260-280kg	A-E	¢/kg cwt	648	536
MSA trade steer	240-260kg	A-C	¢/kg cwt	754	658

Feeder cattle indicators - paddock sales	Unit	27 Nov 2020
Domestic		
Steers 280-350kg	¢/kg lwt	432
Heifers 280-350kg	¢/kg lwt	393
Export		
Shortfed 100-120 DOF	¢/kg lwt	395
Mediumfed 120-220 DOF	¢/kg lwt	415
Longfed 220+ DOF	¢/kg lwt	330

State saleyard indicators				Queensland		NSW		Victoria	SA		Tasmania	
Category	Live weight	Muscle/Fat	Unit	30 Nov 2021	1 Dec 2020	30 Nov 2021	1 Dec 2020	1 Dec 2020	30 Nov 2021	1 Dec 2020	30 Nov 2021	1 Dec 2020
Restocker Steer	200-280kg	C2	¢/kg lwt	724	471	671	439	nq	nq	nq	nq	nq
Feeder Steer	330-400kg	C2	¢/kg lwt	604	413	593	421	386	nq	nq	nq	nq
Vealer Steer	280-330kg	C2	¢/kg lwt	nq	397	663	466	413	nq	451	nq	nq
			¢/kg cwt	nq	763	1245	862	752	nq	887	nq	nq
Trade Steer	330-400kg	C3	¢/kg lwt	nq	394	544	419	401	539	373	nq	398
			¢/kg cwt	nq	727	982	757	744	1134	725	nq	698
Medium Steer	400-500kg	C3	¢/kg lwt	450	358	514	374	374	478	379	nq	360
			¢/kg cwt	842	670	965	698	706	906	729	nq	643
Heavy Steer	500-600kg	C4	¢/kg lwt	456	349	471	355	348	nq	nq	nq	nq
			¢/kg cwt	842	646	850	646	647	nq	nq	nq	nq
Medium Cow	400-520kg	D3	¢/kg lwt	377	276	387	271	278	nq	nq	346	nq
			¢/kg cwt	762	572	803	561	567	nq	nq	641	nq

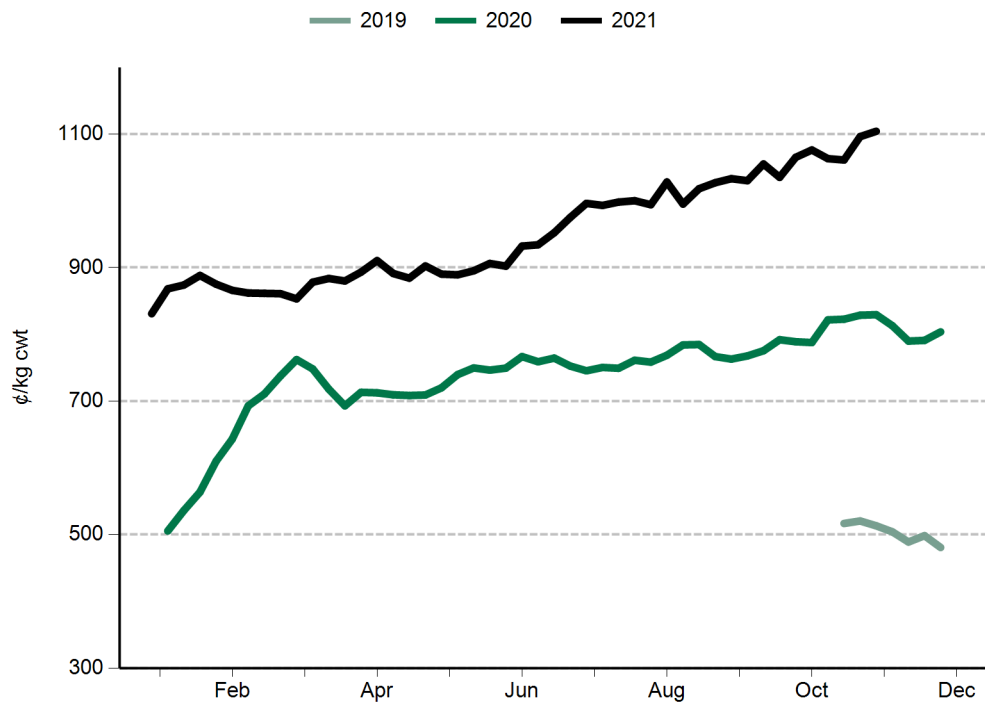
State over-the-hooks indicators				Queensland		NSW		Victoria		SA	Tasmania	
Category	Carcase weight	Muscle	Unit	26 Nov 2021	4 Dec 2020	26 Nov 2021	4 Dec 2020	26 Nov 2021	4 Dec 2020	4 Dec 2020	26 Nov 2021	4 Dec 2020
Trade steer	240-260kg	A-C	¢/kg cwt	733	654	711	613	808	660	nq	690	521
Medium steer	260-280kg	A-C	¢/kg cwt	726	654	708	611	784	646	nq	720	nq
Heavy steer	300-400kg	A-C	¢/kg cwt	737	664	721	621	791	652	nq	720	nq
Medium cow	260-280kg	A-E	¢/kg cwt	674	568	642	543	629	518	556	645	497
MSA trade steer	240-260kg	A-C	¢/kg cwt	737	663	771	652	nq	nq	nq	nq	nq

WA saleyard indicators	Unit	1 Dec 2020
WYCI	¢/kg cwt	804
Medium Steer	¢/kg lwt	376
Medium Cow	¢/kg lwt	269

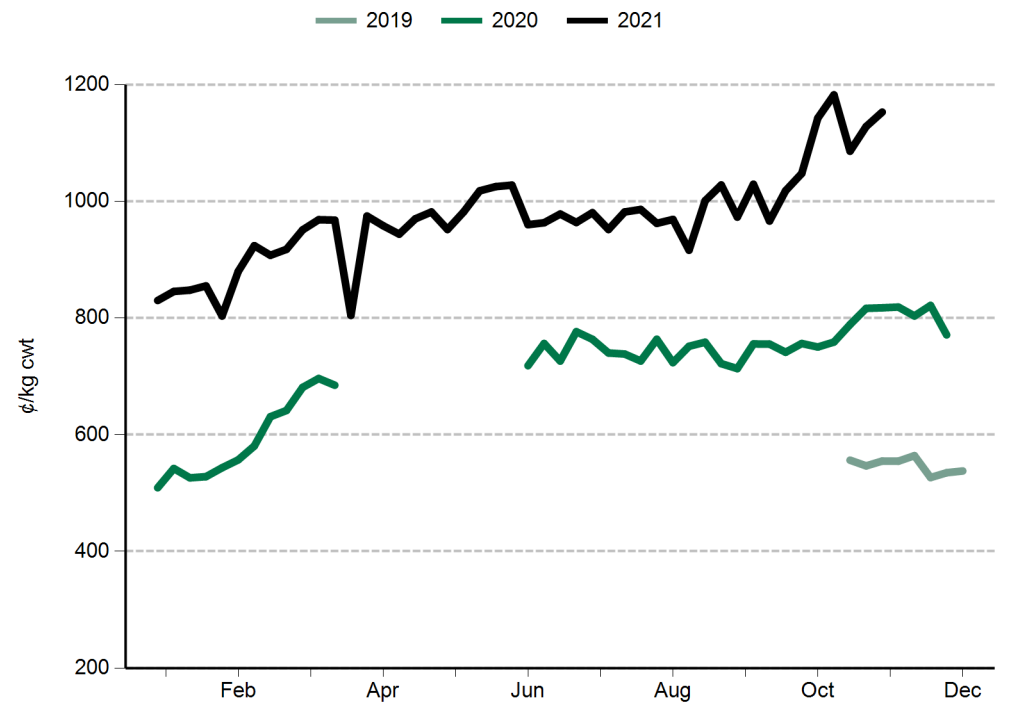
WA over-the-hooks indicators	Unit	4 Dec 2020
Grassfed yearling	¢/kg cwt	665
Grainfed yearling	¢/kg cwt	665
MSA yearling	¢/kg cwt	670

Live Export Price Quotes			Unit	19 Nov 2021	27 Nov 2020
Light Steer	260 - 360 kg	Townsville	¢/kg lwt	nq	nq
	260 - 360 kg	Darwin	¢/kg lwt	nq	355
Light Heifer	260 - 360 kg	Townsville	¢/kg lwt	nq	nq
	260 - 360 kg	Darwin	¢/kg lwt	nq	320

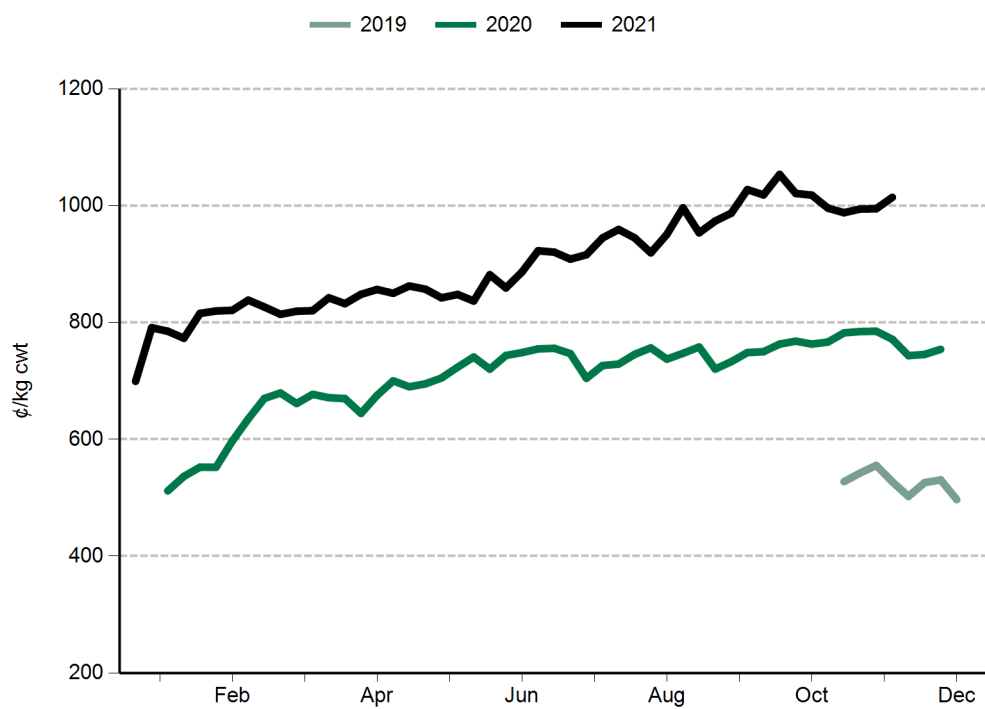
Eastern Young Cattle Indicator (EYCI)



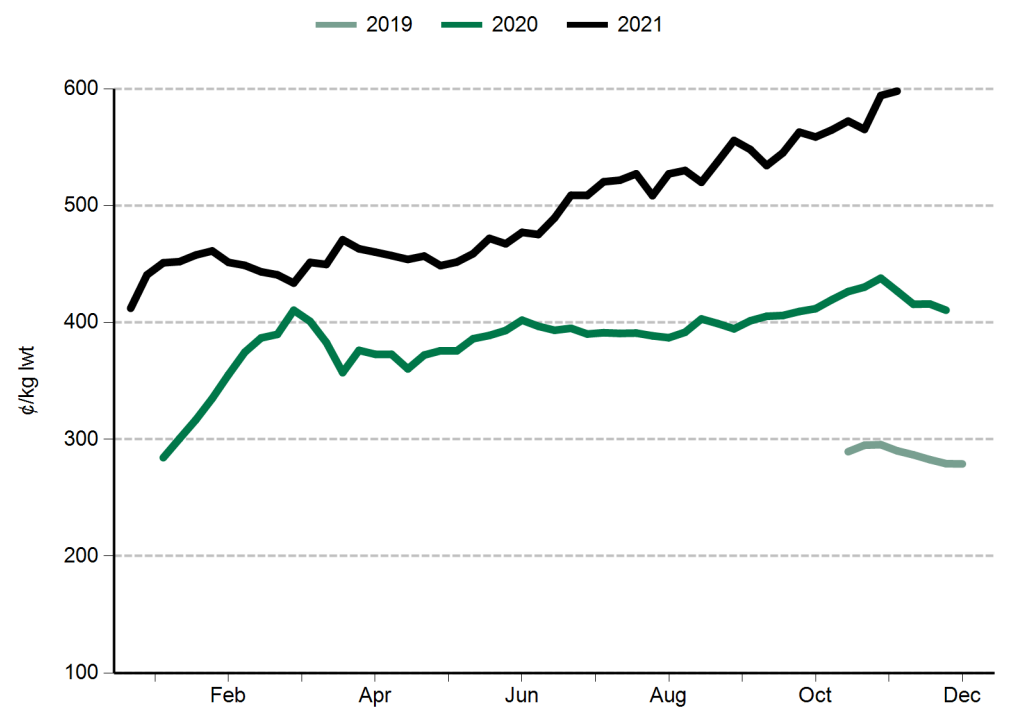
Western Young Cattle Indicator (WYCI)



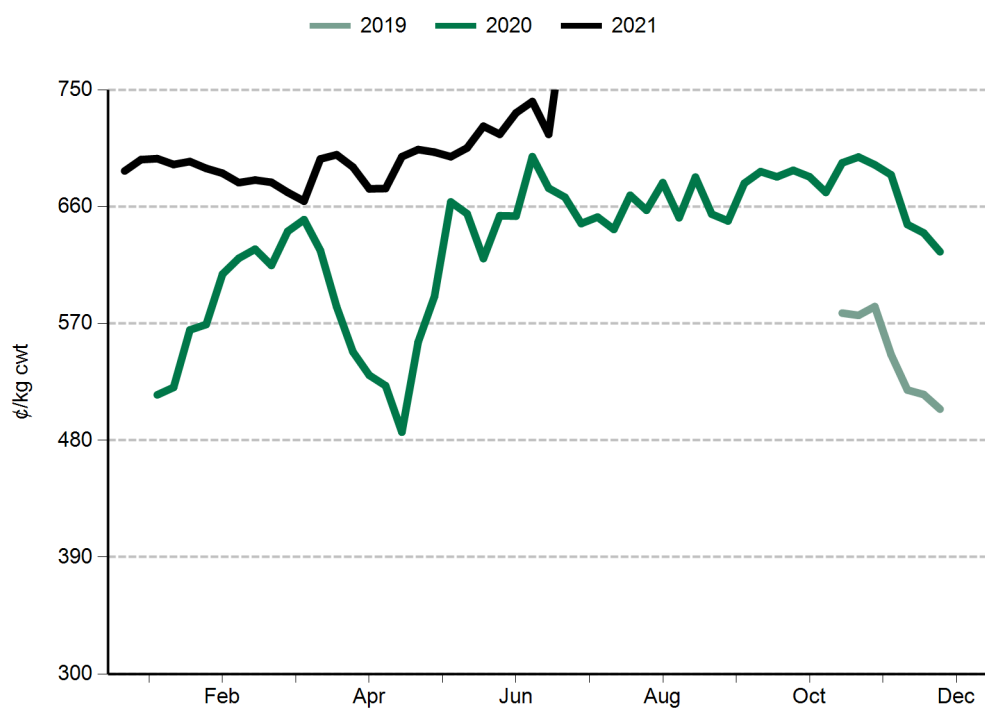
Trade steer



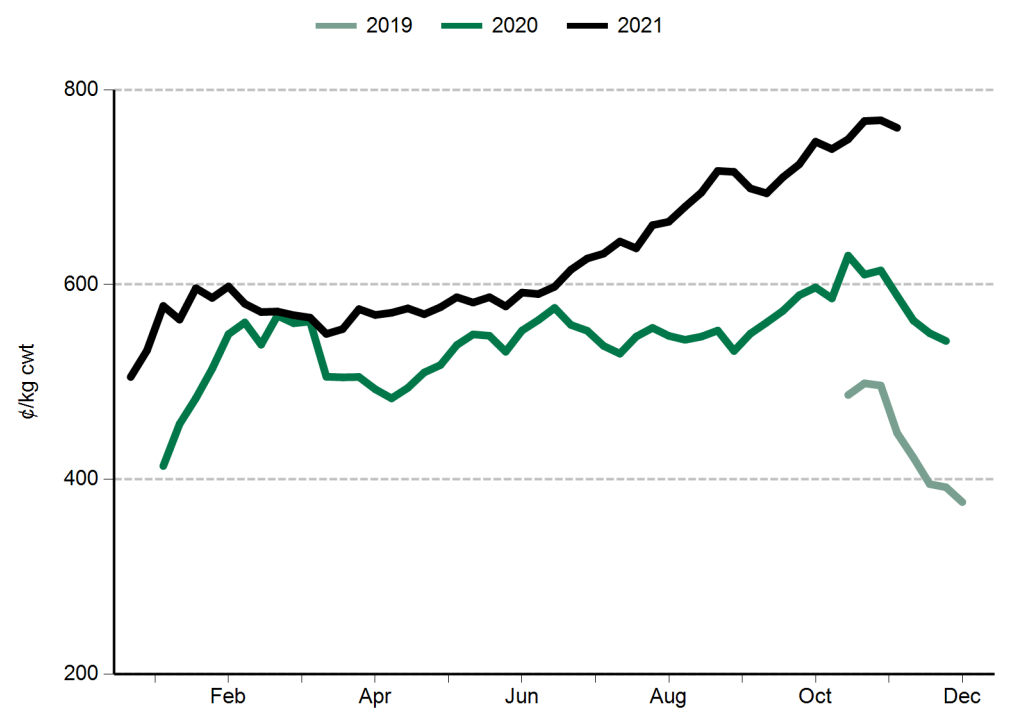
Feeder steer



Heavy steer



Medium cow



Sheep and lamb prices

Eastern States Trade Lamb Indicator (¢/kg cwt)	1 Dec 2020
ESTLI	754

National saleyard sheep and lamb indicators (¢/kg cwt)		30 Nov 2021	1 Dec 2020
Merino lamb	16-22kg	742	726
Restocker/feeder lamb	0-18kg	938	877
Light lamb	12-18kg	886	799
Trade lamb	18-22kg	838	748
Heavy lamb	22+kg	859	743
Mutton	18-24kg	633	625

National OTH sheep and lamb indicators (¢/kg cwt)		26 Nov 2021	4 Dec 2020
Medium trade lamb	18-20kg	800	697
Heavy trade lamb	20-22kg	800	697
Heavy lamb	22-24kg	799	698
Mutton	18-24kg	609	552

State saleyard sheep and lamb indicators (¢/kg cwt)		Victoria		NSW		SA		WA		Tasmania	
		30 Nov 2021	1 Dec 2020	30 Nov 2021	1 Dec 2020	30 Nov 2021	1 Dec 2020	30 Nov 2021	1 Dec 2020	30 Nov 2021	1 Dec 2020
Merino lamb	16-22kg	691	731	763	736	832	679	686	653	nq	nq
Restocker/feeder lamb	0-18kg	920	850	975	989	957	890	789	656	968	1056
Light lamb	12-18kg	874	829	848	818	955	838	776	691	935	812
Trade lamb	18-22kg	843	742	841	789	839	736	743	665	821	725
Heavy lamb	22+kg	869	739	858	770	830	699	760	643	821	693
Mutton	18-24kg	645	648	633	644	583	600	587	524	626	648

Over-the-hooks sheep and lamb indicators (¢/kg cwt)		Victoria		NSW		SA		WA		Tasmania	
		26 Nov 2021	4 Dec 2020	26 Nov 2021	4 Dec 2020	26 Nov 2021	4 Dec 2020	26 Nov 2021	4 Dec 2020	26 Nov 2021	4 Dec 2020
Medium trade lamb	18-20kg	798	713	797	710	830	727	773	640	nq	nq
Heavy trade lamb	20-22kg	798	710	797	710	830	727	773	640	nq	nq
Heavy lamb	22-24kg	794	720	797	710	830	720	773	640	nq	nq
Mutton	18-24kg	617	607	626	545	nq	553	583	503	nq	nq

Live export price quotes (A\$/head)		23 Nov 2021	1 Dec 2020
Live wether	Muchea	nq	nq

Glossary:

cwt – carcase weight

lwt – live weight

OTH – over-the-hooks. Refers to the marketing of cattle/sheep/lambs directly from the farm to an abattoir where a producer is paid for the value of the carcase based on a sliding grid.

CIF – Cost, insurance, freight. The quoted price for the goods including freight and insurance costs delivered to final destination.

C&F – Cost and freight. Refers to the quoted price for the goods, including freight to the delivery point, but not insurance.

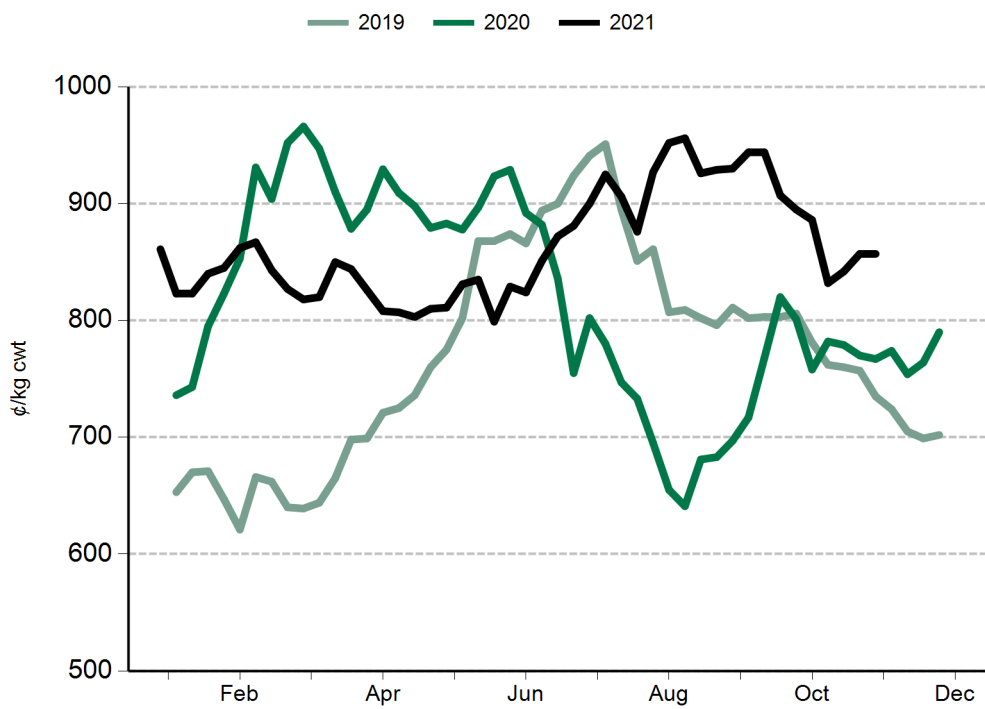
FAS – Free alongside ship. Refers to export price quotes where the seller is obliged to pay warehouse services, packing, inland freight and port charges, but not placement of goods onto the ship. The buyer is obliged to pay overseas freight, charges in foreign port, customs duties, quarantine and delivery to final destination. (See also 'FOB').

EYCI – Eastern Young Cattle Indicator. A seven day rolling average from 24 saleyards across NSW, Victoria and Queensland. It includes vealer and yearling heifers and steers, grade score C2 or C3, with live weight from 200kg.

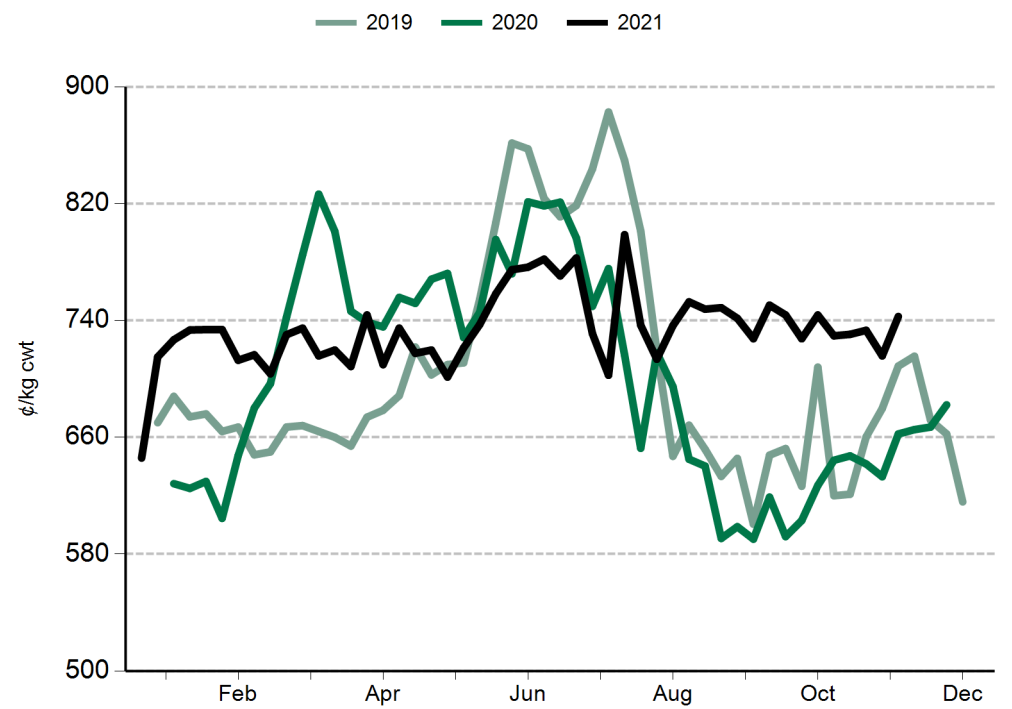
WYCI – Western Young Cattle Indicator. A benchmark of the value of young cattle in WA saleyards. It includes vealer and yearling heifers and steers, grade score C2 or C3, 180kg+ live weight.

All data is collected by MLA's NLRS, unless specified otherwise.

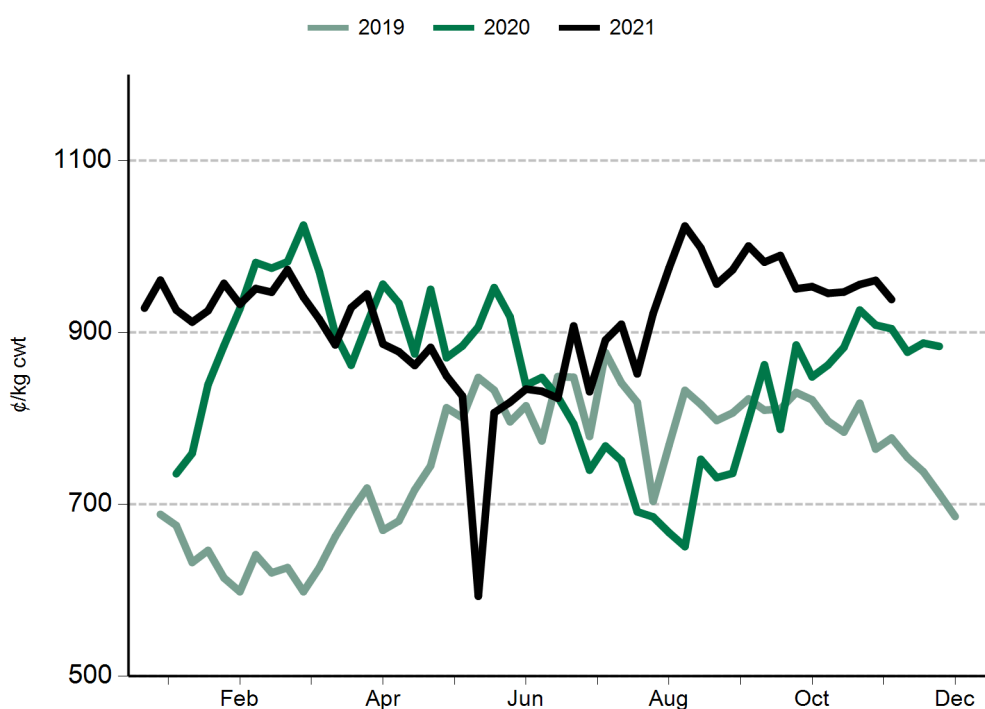
Eastern States Trade Lamb Indicator (ESTLI)



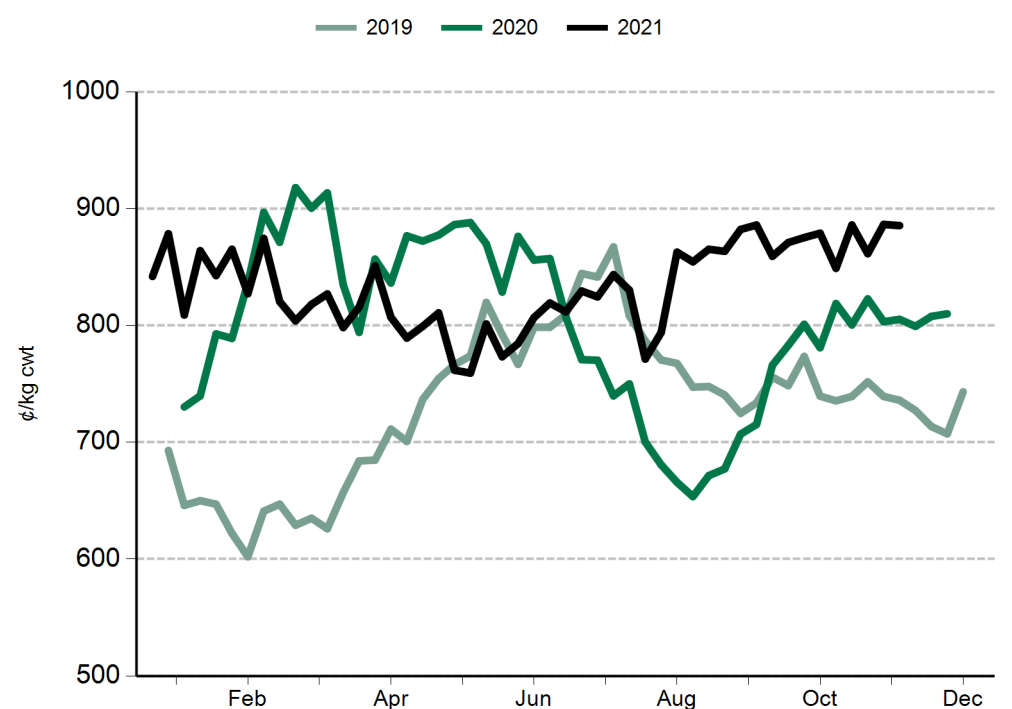
Western Trade Lamb Indicator (WTLI)



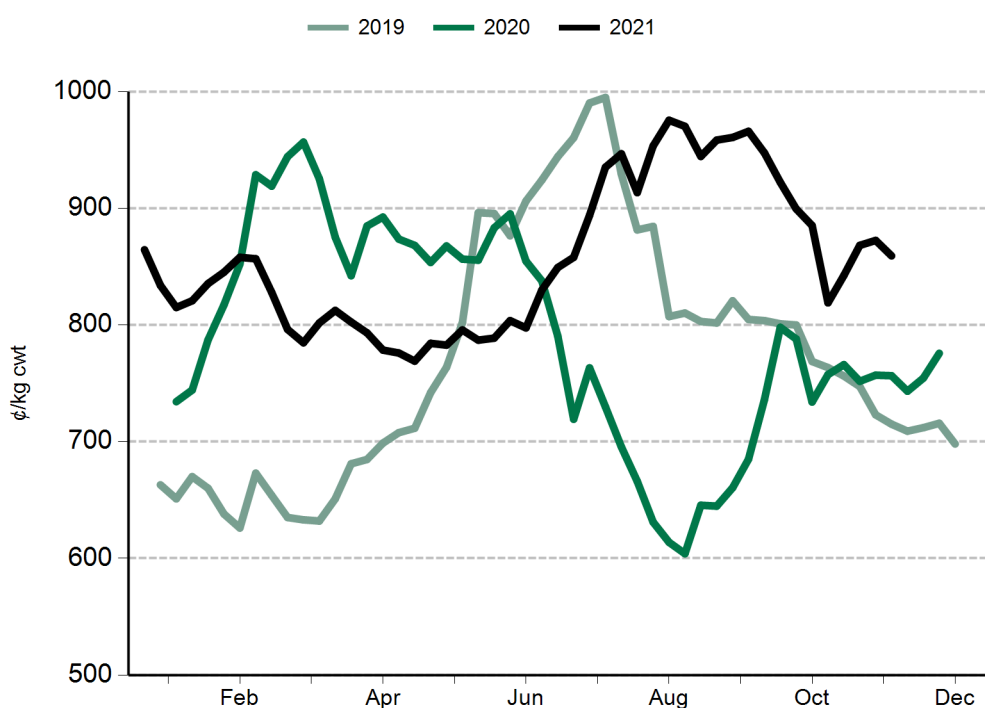
Restocker lamb



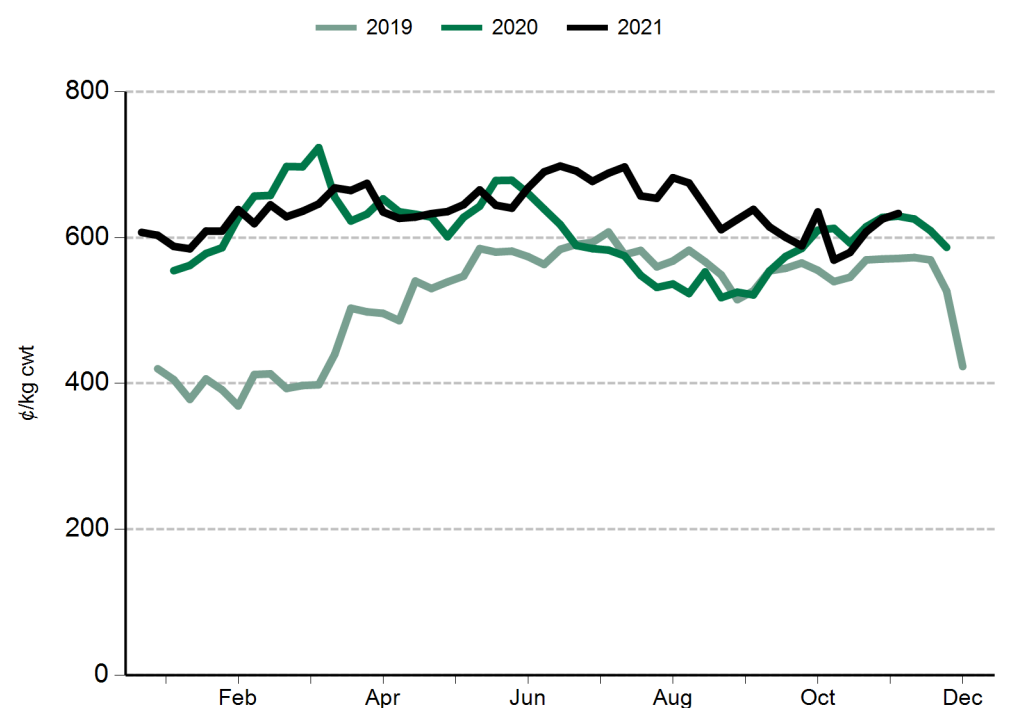
Light lamb



Heavy lamb



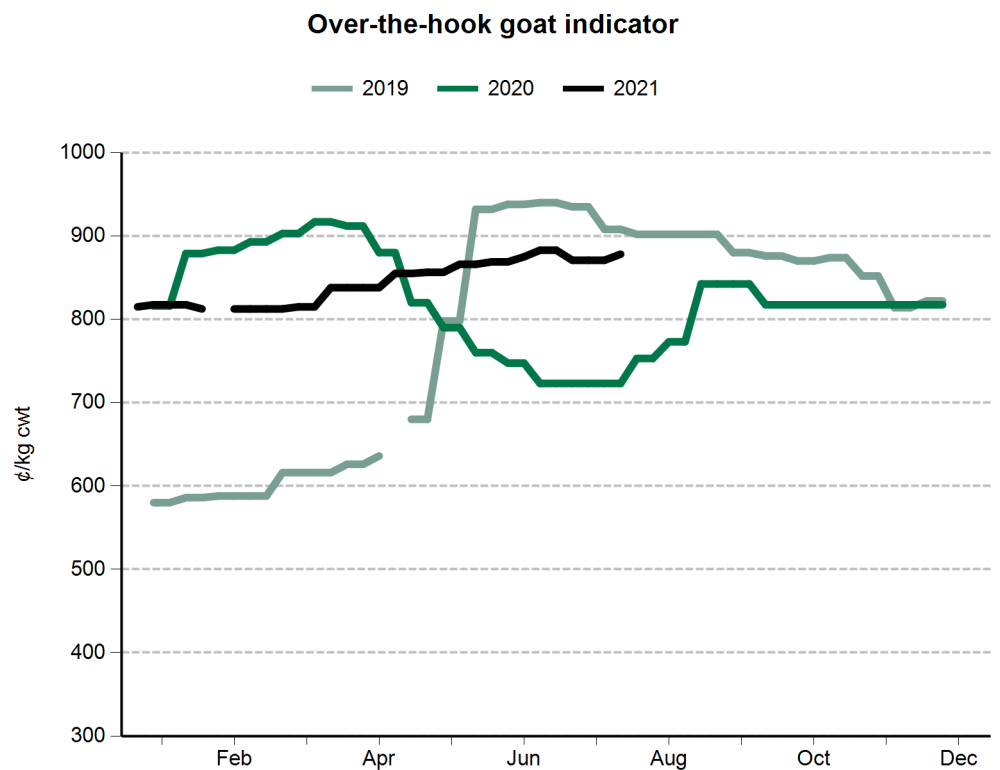
Mutton



General statistics

Over-the-hooks goat indicators (A¢/kg cwt)	19 Nov 2021	4 Dec 2020
8.1-10kg	852	818
10.1-12kg	877	818
12.1-16kg	877	818
16.1-20kg	906	818
20.1kg+	886	818

Skin indicators - Lambs		27 Nov 2020
2" +	16.1 - 20kg	100
	20.1 - 24kg	188
	24.1kg +	288
1" - 2"	16.1 - 20kg	200
	20.1 - 24kg	50
	24.1kg +	163
0.5" - 1"	16.1 - 20kg	nq
	20.1 - 24kg	nq
	24.1kg +	125
New Season	16.1 - 20kg	nq
	20.1 - 24kg	231
	24.1kg +	313
Skin indicators - Merino sheep (average 25 micron)		
1.5" - 2"	16.1 - 20kg	500
	20.1 - 24kg	725
	24.1kg +	825



Grain prices - Darling Downs (A\$/tonne)	19 Nov 2021	27 Nov 2020
Wheat	315	303
Barley	285	266
Sorghum	nq	315
Grain prices - Riverina (A\$/tonne)		
Wheat	nq	273
Barley	nq	220

Source: Profarmer Australia

PLEASE NOTE

MLA no longer reports on fodder prices, tallow prices or the EMI on a weekly basis.

These can be accessed separately through these links:

- [Fodder prices \(Dairy Australia\)](#)
- [Tallow prices \(MLA monthly co-product report\)](#)
- [EMI \(AWEX\)](#)

US imported beef prices (CIF)		27 Nov 2020
Bull 95CL	US¢/lb	234.5
	A¢/kg	703.0
Cow 90CL	US¢/lb	215.0
	A¢/kg	644.5
CC/CF 85CL	US¢/lb	190.5
	A¢/kg	571.1
Shank 90CL	US¢/lb	215.5
	A¢/kg	646.0
Trim 85CL	US¢/lb	190.0
	A¢/kg	569.6
Trim 80CL	US¢/lb	181.5
	A¢/kg	544.1
Trim 75CL	US¢/lb	175.0
	A¢/kg	524.6
Trim 65CL	US¢/lb	nq
	A¢/kg	nq
Outside flats	US¢/lb	nq
	A¢/kg	nq
Knuckles	US¢/lb	270.0
	A¢/kg	809.4
Inside cap off	US¢/lb	330.0
	A¢/kg	989.2

Source: Steiner Consulting Group

