

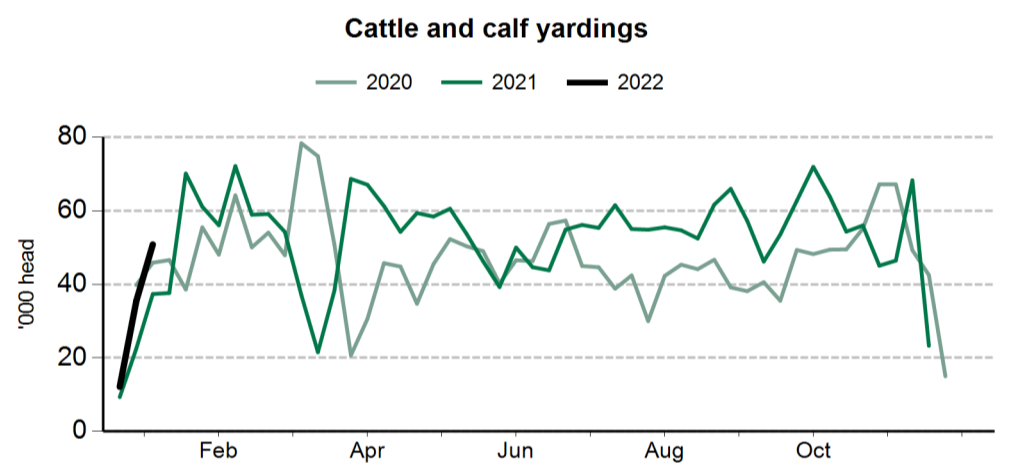
The following weekly statistical summary includes the following information:

- **Livestock movements**.....pages 1-2
 - Cattle yardings
 - Sheep yardings
 - Cattle slaughter
 - Sheep, lamb and goat slaughter
- **Cattle price indicators**.....pages 3-4
 - Saleyard indicators
 - Over-the-hook indicators
 - Live export indicators
- **Sheep and lamb indicators**.....pages 5-6
 - Saleyard indicators
 - Over-the-hook indicators
 - Live export indicators
- **General statistics**.....page 7
 - Over-the-hook goat indicators
 - Skin price indicators
 - Weekly US imported beef indicators

Cattle movements

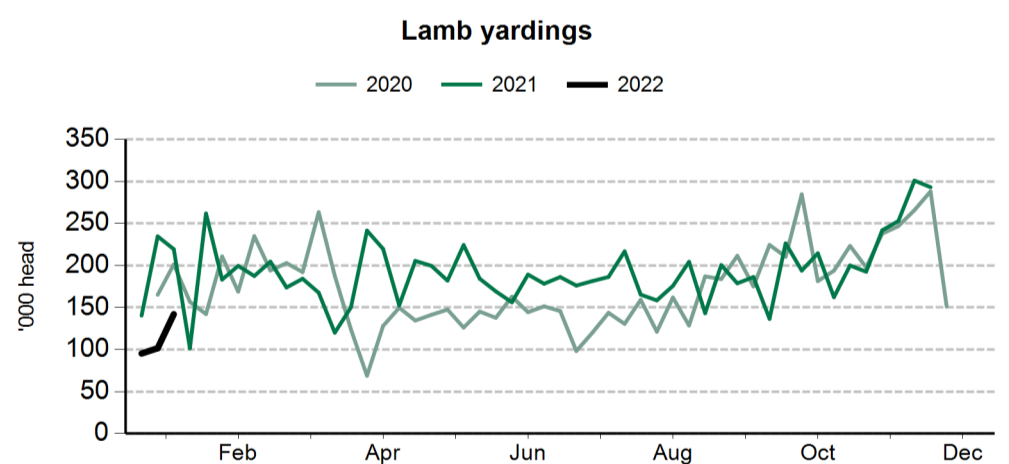
Cattle saleyard throughput		21 Jan 2022	14 Jan 2022	22 Jan 2021
Queensland	Cattle	4,530	17,372	8,732
NSW	Cattle	5,899	9,681	7,363
Victoria	Cattle	1,657	6,350	3,485
SA	Cattle	645	1,269	1,194
WA	Cattle	850	1,704	4,595
Tasmania	Cattle	70	40	nq

Cattle slaughter		14 Jan 2022	22 Jan 2021
Queensland	Cattle	28,320	36,768
	Calves	48	69
NSW	Cattle	25,338	20,516
	Calves	20	25
Victoria	Cattle	9,025	14,365
	Calves	221	624
SA	Cattle	2,450	3,167
	Calves	0	0
Tasmania	Cattle	4,280	3,185
	Calves	0	0

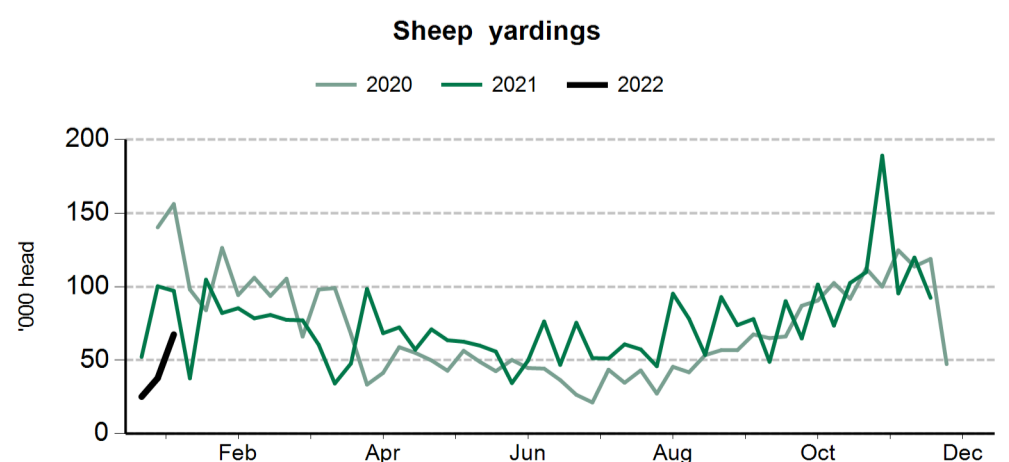


Smallstock movements

Sheep and lamb saleyard throughput		21 Jan 2022	14 Jan 2022	22 Jan 2021
NSW	Lambs	22,869	80,912	61,347
	Sheep	7,501	31,105	19,094
Victoria	Lambs	25,729	37,749	29,613
	Sheep	6,020	19,849	11,497
SA	Lambs	3,460	9,841	3,785
	Sheep	898	2,087	253
WA	Lambs	4,186	11,600	6,087
	Sheep	3,445	13,415	6,500
Tasmania	Lambs	375	954	nq
	Sheep	236	692	nq

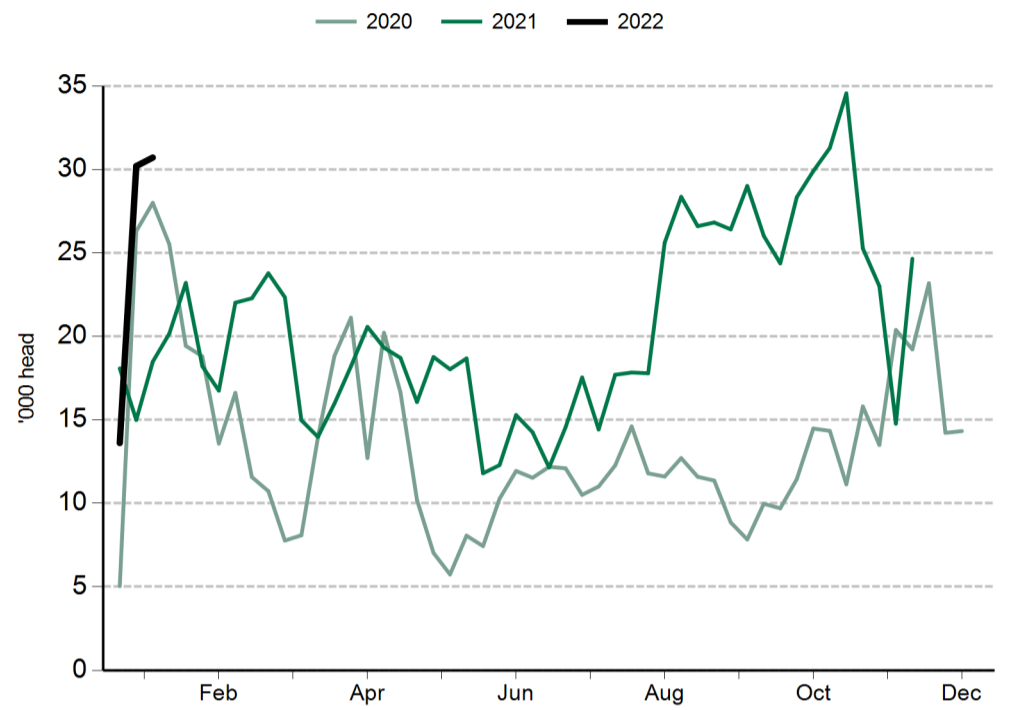


Sheep and lamb slaughter		14 Jan 2022	22 Jan 2021
Queensland	Lambs	217	251
	Sheep	424	1,151
NSW	Lambs	101,728	83,785
	Sheep	36,142	29,637
Victoria	Lambs	154,362	126,234
	Sheep	30,515	26,131
SA	Lambs	12,570	47,891
	Sheep	2,386	887
Tasmania	Lambs	7,135	3,551
	Sheep	1,694	769

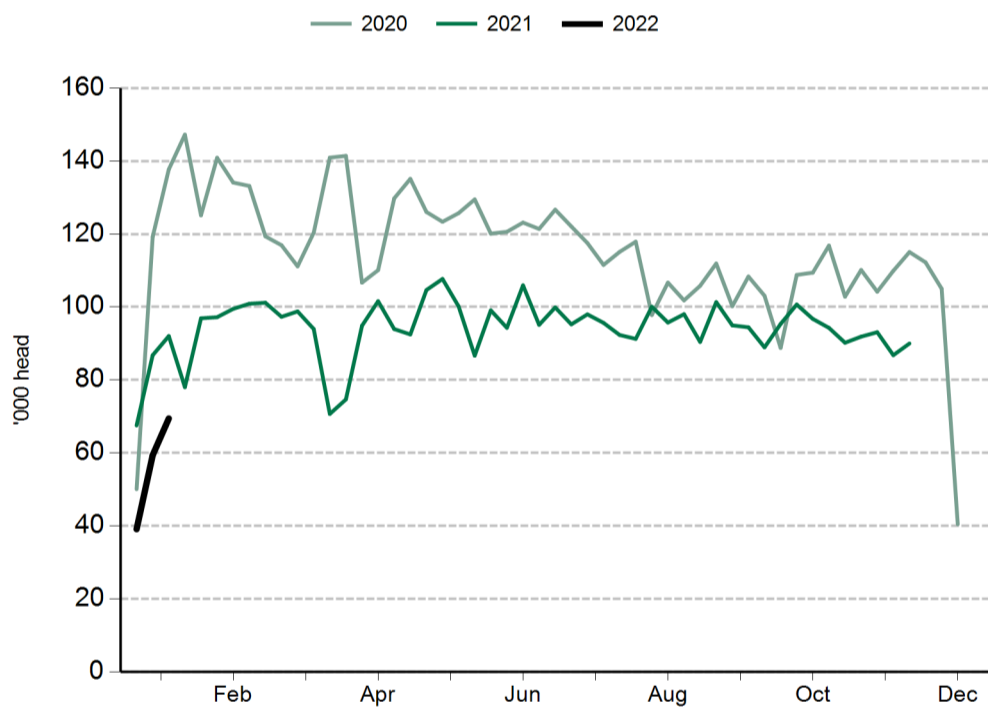


Goat slaughter		14 Jan 2022	22 Jan 2021
Queensland	Goats	7,706	6,570
NSW	Goats	1,519	962
Victoria	Goats	13,979	8,228
SA	Goats	7,511	4,405
Tasmania	Goats	nq	nq

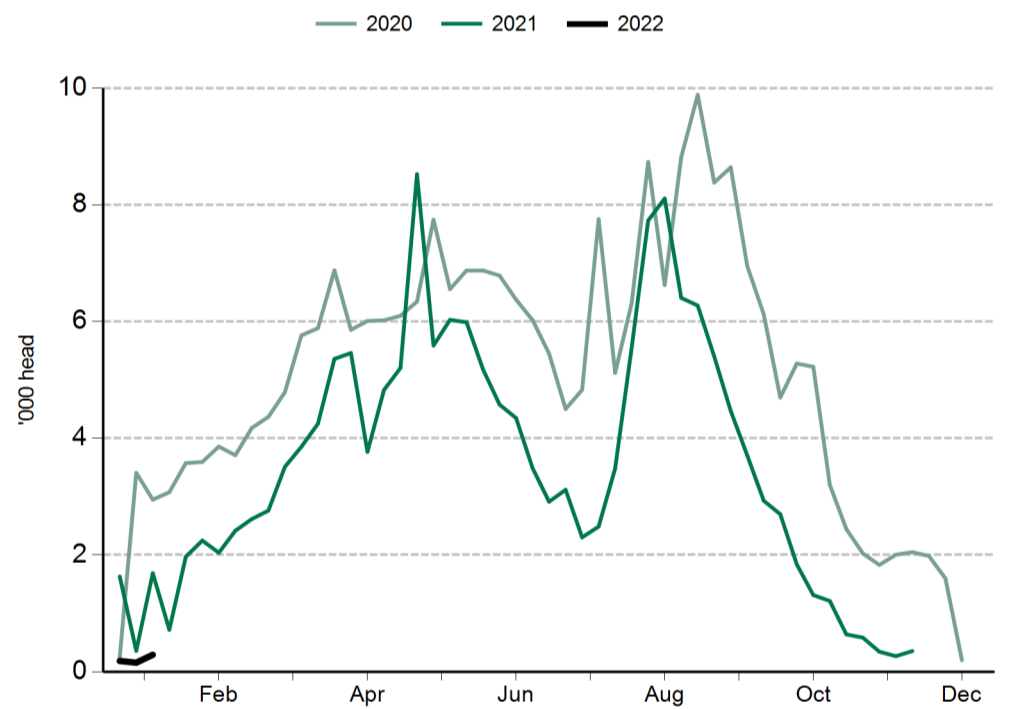
Goat slaughter



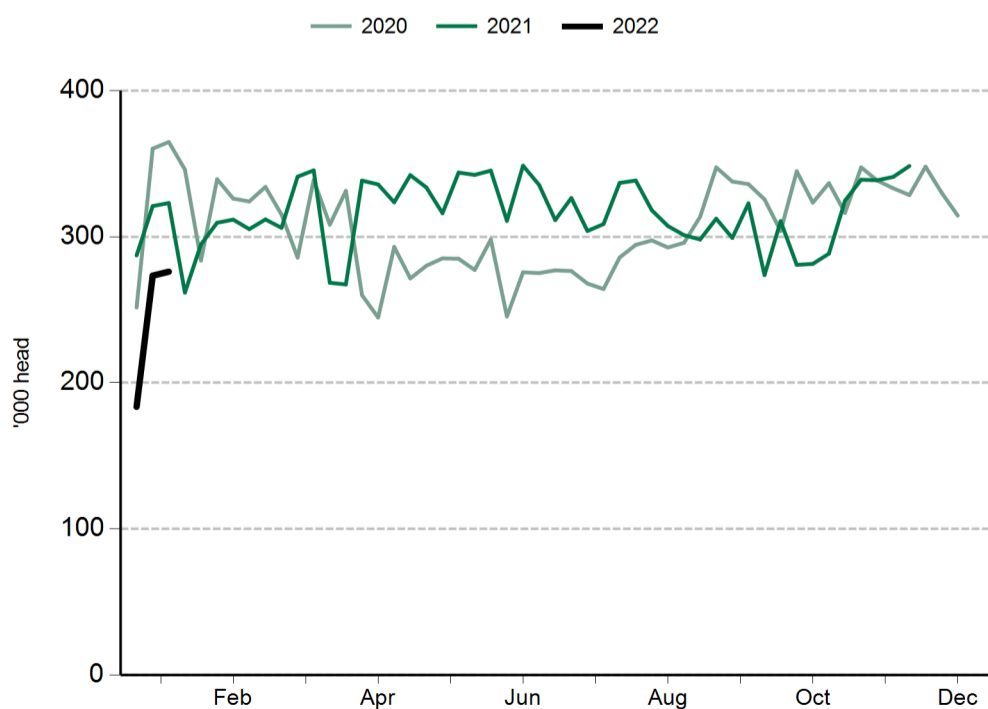
Cattle slaughter



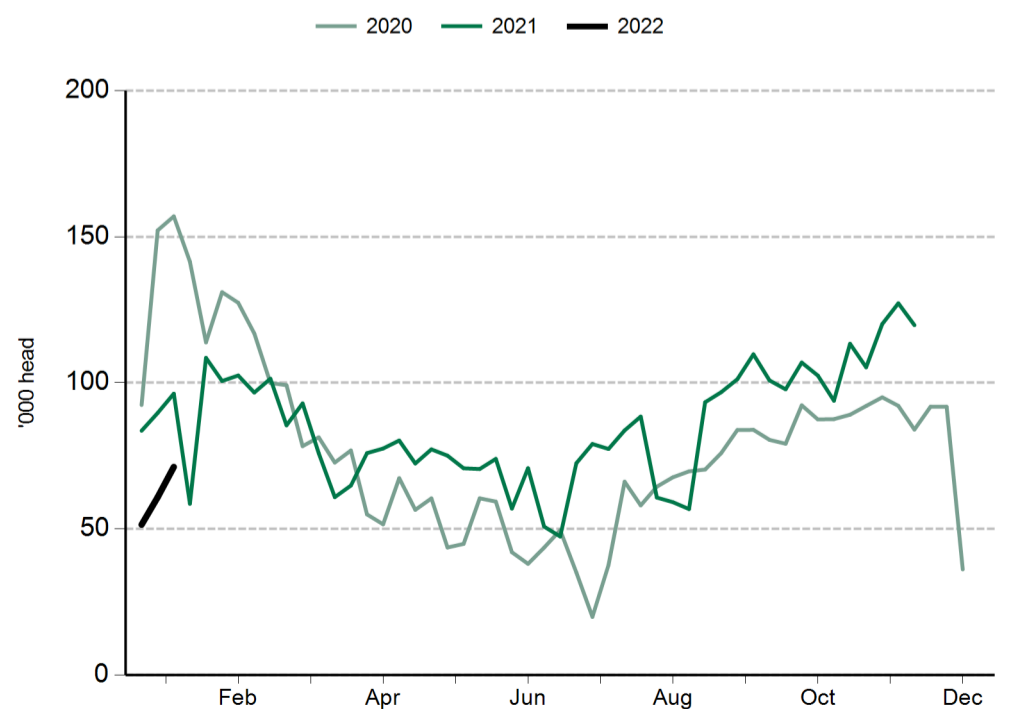
Calf slaughter



Lamb slaughter



Sheep slaughter



Cattle prices

National saleyard indicators	Live weight	Muscle/Fat	Unit	25 Jan 2022	26 Jan 2021
Restocker Steer	200-280kg	C2	¢/kg lwt	742	557
Feeder Steer	330-400kg	C2	¢/kg lwt	604	452
Vealer Steer	280-330kg	C2	¢/kg lwt	648	451
			¢/kg cwt	1238	875
Trade Steer	330-400kg	C3	¢/kg lwt	553	427
			¢/kg cwt	1021	773
Medium Steer	400-500kg	C3	¢/kg lwt	484	394
			¢/kg cwt	915	741
Heavy Steer	500-600kg	C4	¢/kg lwt	445	376
			¢/kg cwt	828	693
Medium Cow	400-520kg	D3	¢/kg lwt	350	278
			¢/kg cwt	717	564
Eastern Young Cattle Indicator (EYCI)			¢/kg cwt	1148.00	873.75

Eastern states OTH indicators	Carcase weight	Muscle	Unit	29 Jan 2021
Trade steer	240-260kg	A-C	¢/kg cwt	629
Medium steer	260-280kg	A-C	¢/kg cwt	650
Heavy steer	300-400kg	A-C	¢/kg cwt	658
Medium cow	260-280kg	A-E	¢/kg cwt	543
MSA trade steer	240-260kg	A-C	¢/kg cwt	676

Feeder cattle indicators - paddock sales	Unit	22 Jan 2021
Domestic		
Steers 280-350kg	¢/kg lwt	460
Heifers 280-350kg	¢/kg lwt	413
Export		
Shortfed 100-120 DOF	¢/kg lwt	410
Mediumfed 120-220 DOF	¢/kg lwt	415
Longfed 220+ DOF	¢/kg lwt	330

State saleyard indicators				Queensland		NSW		Victoria		SA		Tasmania	
Category	Live weight	Muscle/Fat	Unit	25 Jan 2022	26 Jan 2021	25 Jan 2022	26 Jan 2021	25 Jan 2022	26 Jan 2021	25 Jan 2022	26 Jan 2021	25 Jan 2022	26 Jan 2021
Restocker Steer	200-280kg	C2	¢/kg lwt	749	557	649	558	nq	nq	nq	nq	nq	nq
Feeder Steer	330-400kg	C2	¢/kg lwt	612	463	598	450	516	403	430	nq	nq	nq
Vealer Steer	280-330kg	C2	¢/kg lwt	610	nq	701	509	560	406	nq	437	600	nq
			¢/kg cwt	1173	nq	1335	935	1019	746	nq	841	1072	nq
Trade Steer	330-400kg	C3	¢/kg lwt	500	nq	559	450	533	401	590	nq	nq	nq
			¢/kg cwt	910	nq	1027	802	1000	741	1180	nq	nq	nq
Medium Steer	400-500kg	C3	¢/kg lwt	476	376	512	414	464	380	513	389	426	nq
			¢/kg cwt	891	690	950	768	878	731	991	735	789	nq
Heavy Steer	500-600kg	C4	¢/kg lwt	456	381	427	376	454	nq	nq	nq	nq	nq
			¢/kg cwt	844	703	789	689	843	nq	nq	nq	nq	nq
Medium Cow	400-520kg	D3	¢/kg lwt	360	287	340	291	312	281	nq	nq	nq	nq
			¢/kg cwt	746	603	700	597	623	566	nq	nq	nq	nq

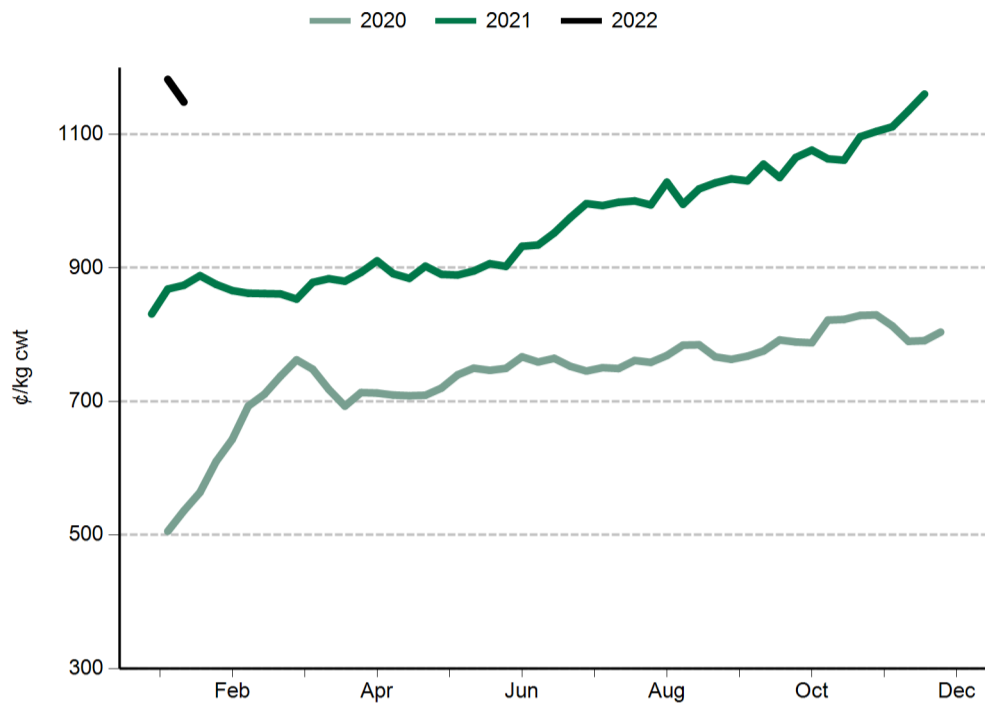
State over-the-hooks indicators				Queensland	NSW	Victoria	SA	Tasmania
Category	Carcase weight	Muscle	Unit	29 Jan 2021	29 Jan 2021	29 Jan 2021	29 Jan 2021	29 Jan 2021
Trade steer	240-260kg	A-C	¢/kg cwt	669	632	671	nq	546
Medium steer	260-280kg	A-C	¢/kg cwt	663	627	658	nq	nq
Heavy steer	300-400kg	A-C	¢/kg cwt	673	637	665	nq	nq
Medium cow	260-280kg	A-E	¢/kg cwt	578	550	519	573	497
MSA trade steer	240-260kg	A-C	¢/kg cwt	685	667	nq	nq	nq

WA saleyard indicators	Unit	25 Jan 2022	26 Jan 2021
WYCI	¢/kg cwt	1099	848
Medium Steer	¢/kg lwt	480	386
Medium Cow	¢/kg lwt	333	263

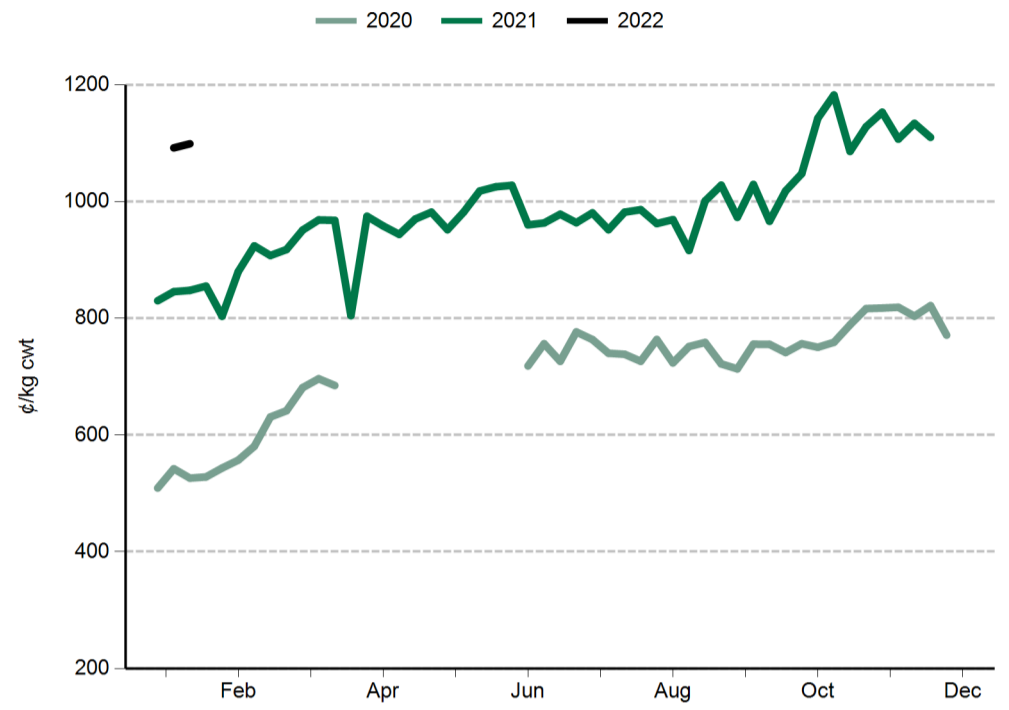
WA over-the-hooks indicators	Unit	29 Jan 2021
Grassfed yearling	¢/kg cwt	710
Grainfed yearling	¢/kg cwt	710
MSA yearling	¢/kg cwt	730

Live Export Price Quotes			Unit	14 Jan 2022	22 Jan 2021
Light Steer	260 - 360 kg	Townsville	¢/kg lwt	nq	nq
	260 - 360 kg	Darwin	¢/kg lwt	nq	355
Light Heifer	260 - 360 kg	Townsville	¢/kg lwt	nq	nq
	260 - 360 kg	Darwin	¢/kg lwt	nq	320

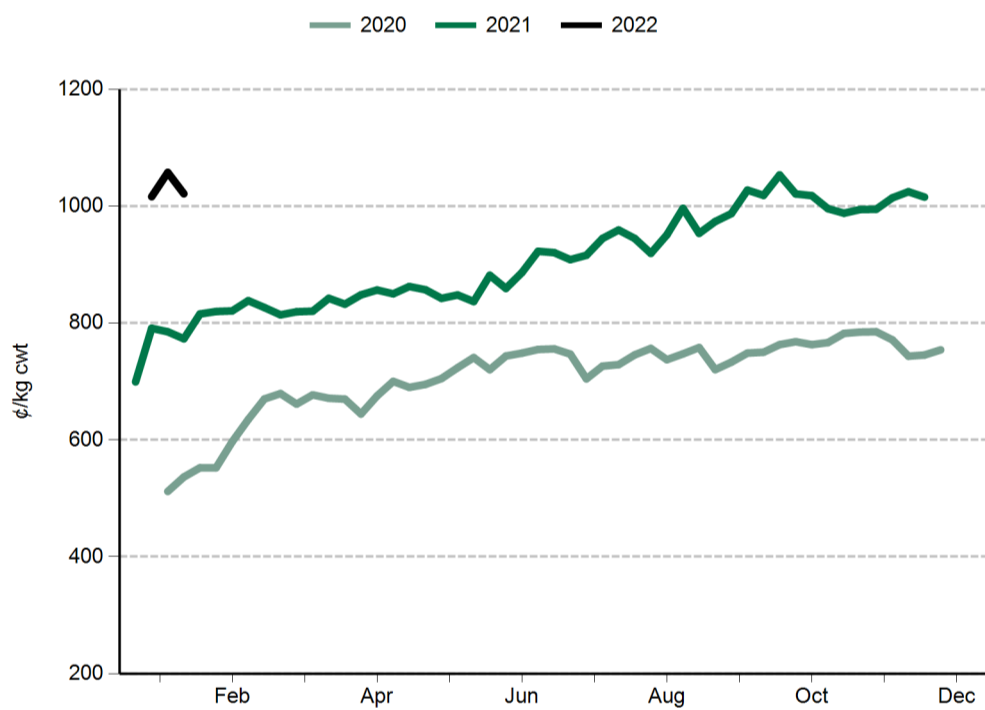
Eastern Young Cattle Indicator (EYCI)



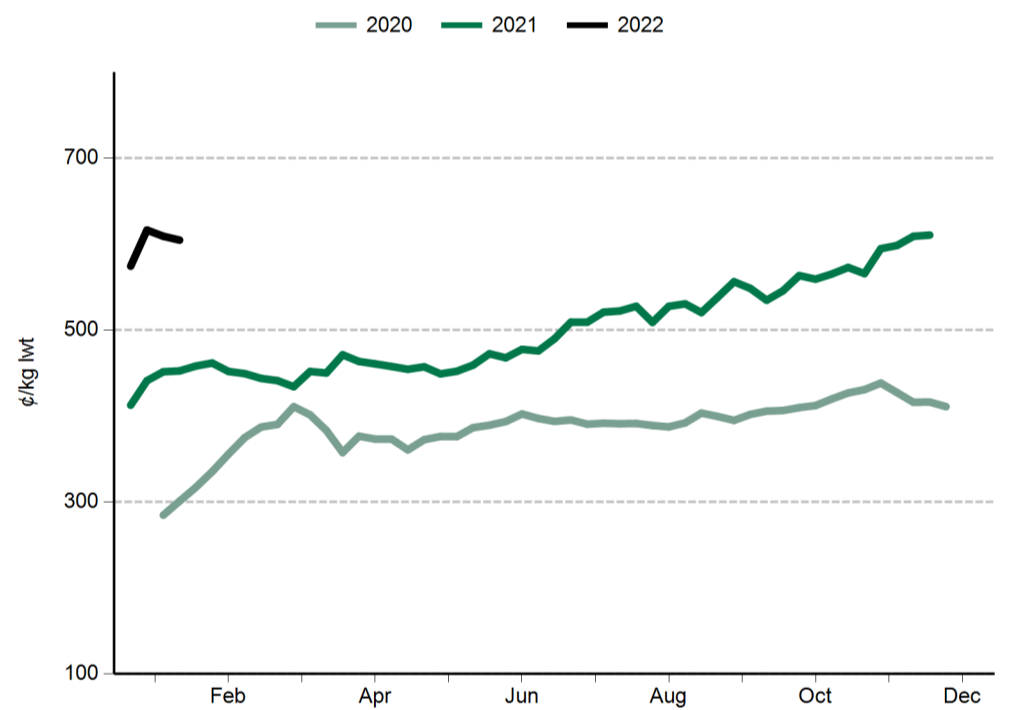
Western Young Cattle Indicator (WYCI)



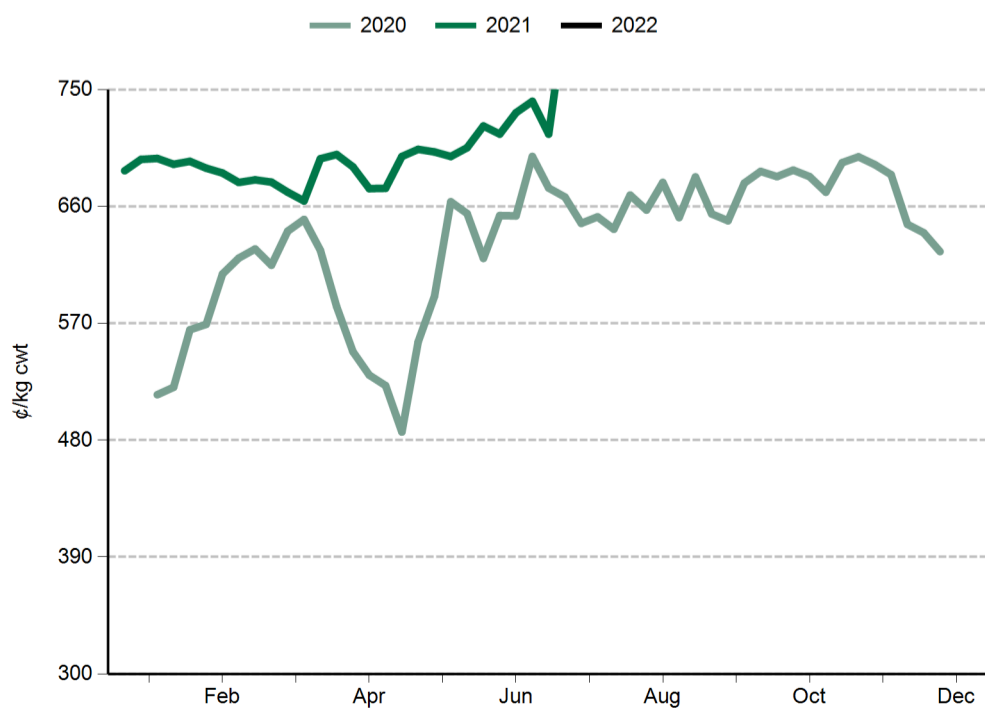
Trade steer



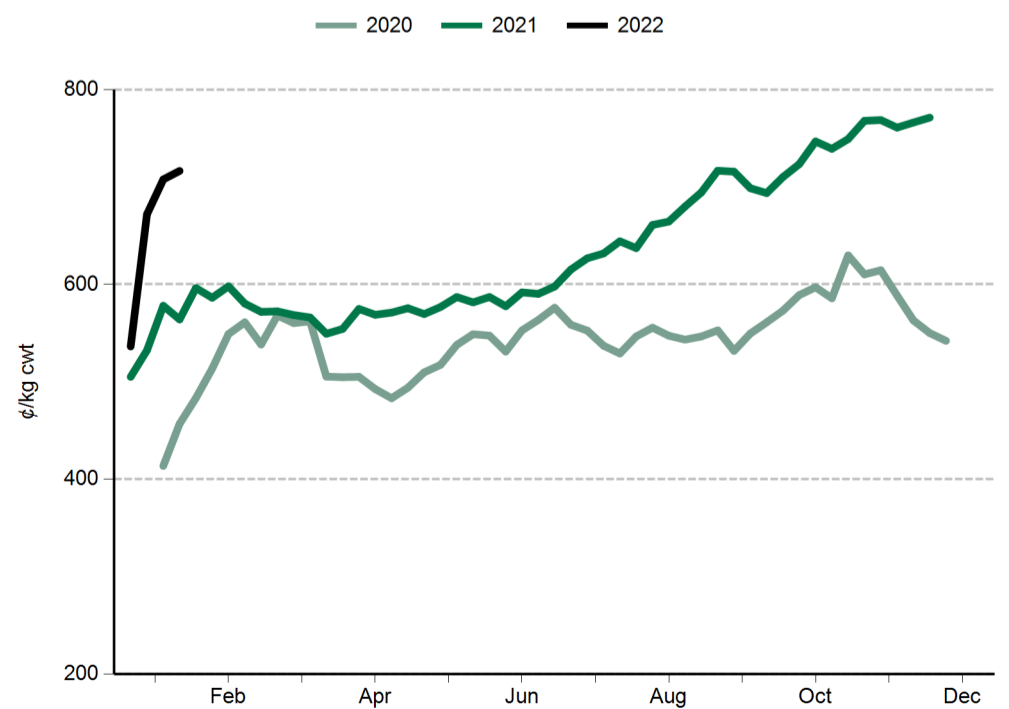
Feeder steer



Heavy steer



Medium cow



Sheep and lamb prices

Eastern States Trade Lamb Indicator (¢/kg cwt)	25 Jan 2022	26 Jan 2021
ESTLI	833	823

National saleyard sheep and lamb indicators (¢/kg cwt)		25 Jan 2022	26 Jan 2021
Merino lamb	16-22kg	756	752
Restocker/feeder lamb	0-18kg	959	912
Light lamb	12-18kg	854	864
Trade lamb	18-22kg	837	820
Heavy lamb	22+kg	835	821
Mutton	18-24kg	576	585

National OTH sheep and lamb indicators (¢/kg cwt)		29 Jan 2021
Medium trade lamb	18-20kg	754
Heavy trade lamb	20-22kg	754
Heavy lamb	22-24kg	756
Mutton	18-24kg	554

State saleyard sheep and lamb indicators (¢/kg cwt)		Victoria		NSW		SA		WA		Tasmania	
		25 Jan 2022	26 Jan 2021	25 Jan 2022	26 Jan 2021	25 Jan 2022	26 Jan 2021	25 Jan 2022	26 Jan 2021	25 Jan 2022	26 Jan 2021
Merino lamb	16-22kg	734	799	735	742	753	nq	827	nq	nq	nq
Restocker/feeder lamb	0-18kg	903	934	1039	962	985	834	780	665	752	nq
Light lamb	12-18kg	844	886	926	855	858	779	783	700	nq	nq
Trade lamb	18-22kg	842	833	834	823	772	782	849	734	810	nq
Heavy lamb	22+kg	838	836	836	818	780	784	893	737	792	nq
Mutton	18-24kg	563	561	577	619	502	550	590	570	503	nq

Over-the-hooks sheep and lamb indicators (¢/kg cwt)		Victoria	NSW	SA	WA	Tasmania
		29 Jan 2021	29 Jan 2021	29 Jan 2021	29 Jan 2021	29 Jan 2021
Medium trade lamb	18-20kg	755	750	800	710	nq
Heavy trade lamb	20-22kg	755	750	800	710	nq
Heavy lamb	22-24kg	765	750	800	710	nq
Mutton	18-24kg	593	545	543	533	nq

Live export price quotes (A\$/head)		18 Jan 2022	26 Jan 2021
Live wether	Muchea	nq	nq

Glossary:

cwt – carcase weight

lwt – live weight

OTH – over-the-hooks. Refers to the marketing of cattle/sheep/lambs directly from the farm to an abattoir where a producer is paid for the value of the carcase based on a sliding grid.

CIF – Cost, insurance, freight. The quoted price for the goods including freight and insurance costs delivered to final destination.

C&F – Cost and freight. Refers to the quoted price for the goods, including freight to the delivery point, but not insurance.

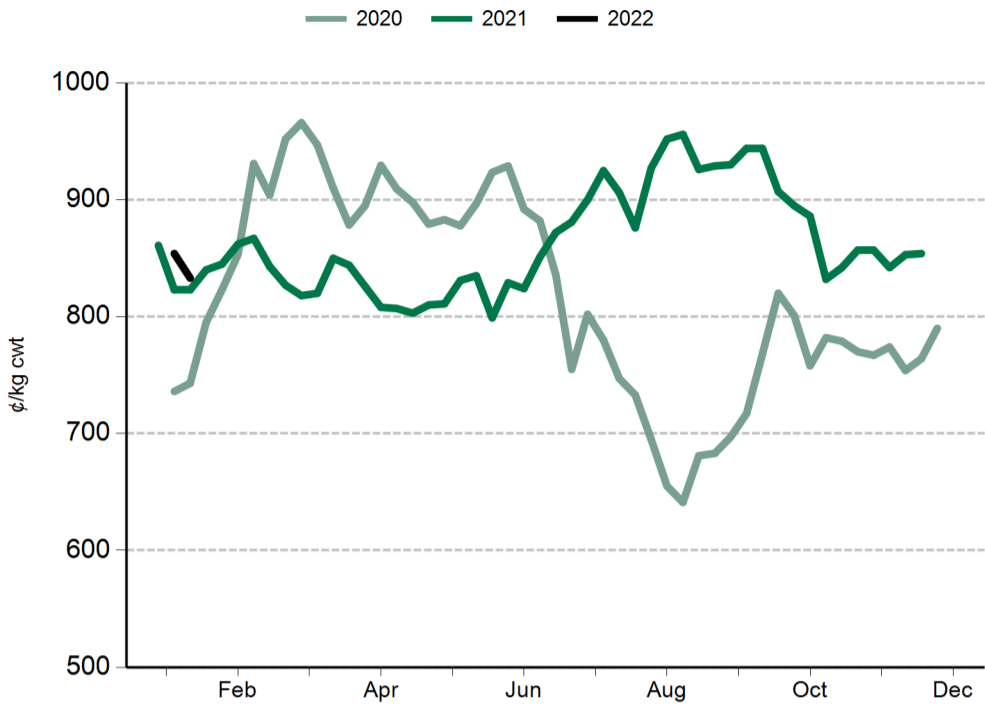
FAS – Free alongside ship. Refers to export price quotes where the seller is obliged to pay warehouse services, packing, inland freight and port charges, but not placement of goods onto the ship. The buyer is obliged to pay overseas freight, charges in foreign port, customs duties, quarantine and delivery to final destination. (See also 'FOB').

EYCI – Eastern Young Cattle Indicator. A seven day rolling average from 24 saleyards across NSW, Victoria and Queensland. It includes vealer and yearling heifers and steers, grade score C2 or C3, with live weight from 200kg.

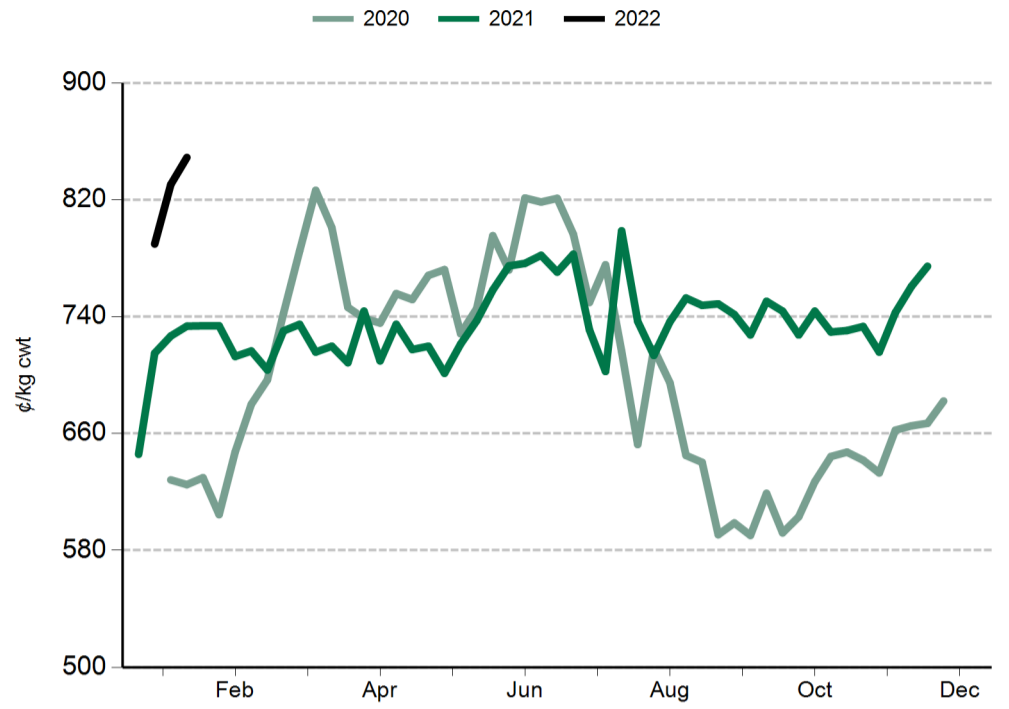
WYCI – Western Young Cattle Indicator. A benchmark of the value of young cattle in WA saleyards. It includes vealer and yearling heifers and steers, grade score C2 or C3, 180kg+ live weight.

All data is collected by MLA's NLRS, unless specified otherwise.

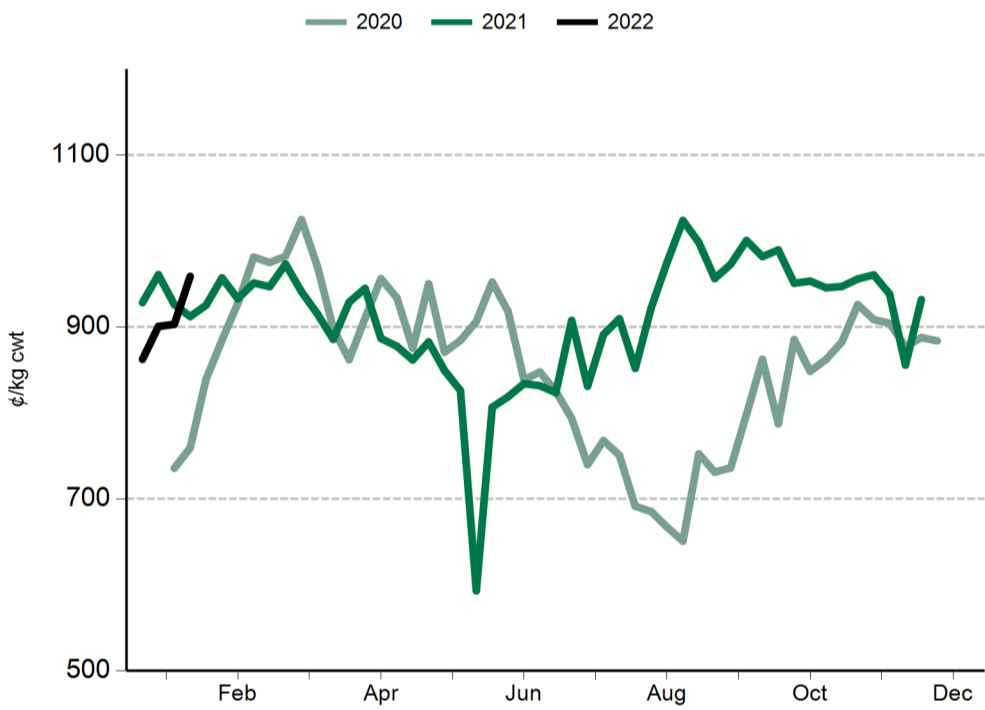
Eastern States Trade Lamb Indicator (ESTLI)



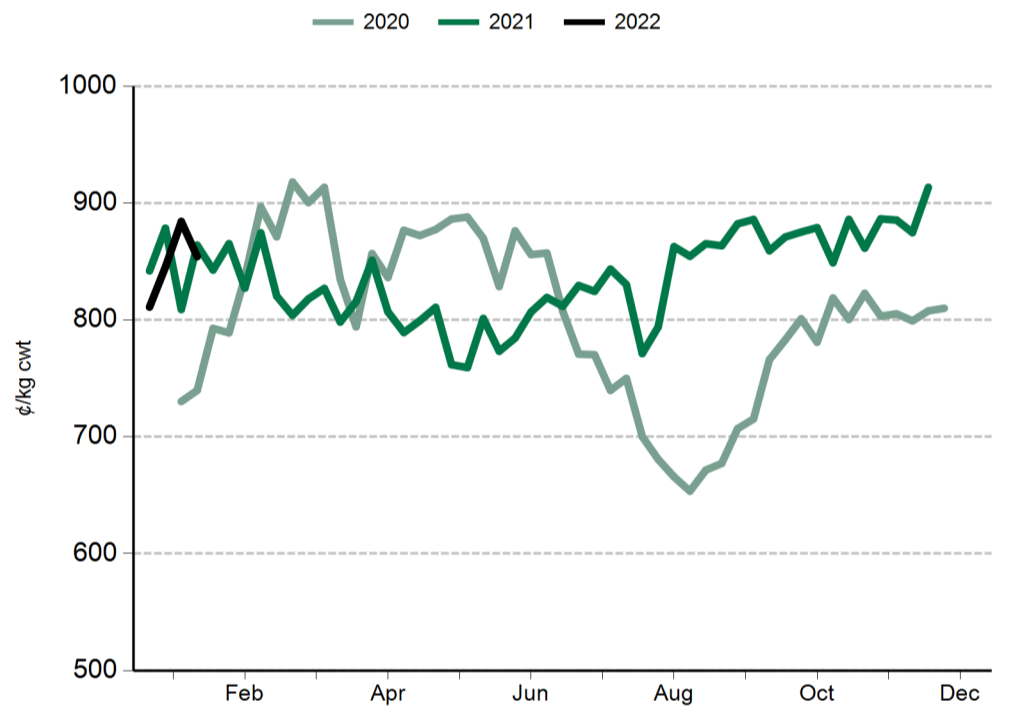
Western Trade Lamb Indicator (WTLI)



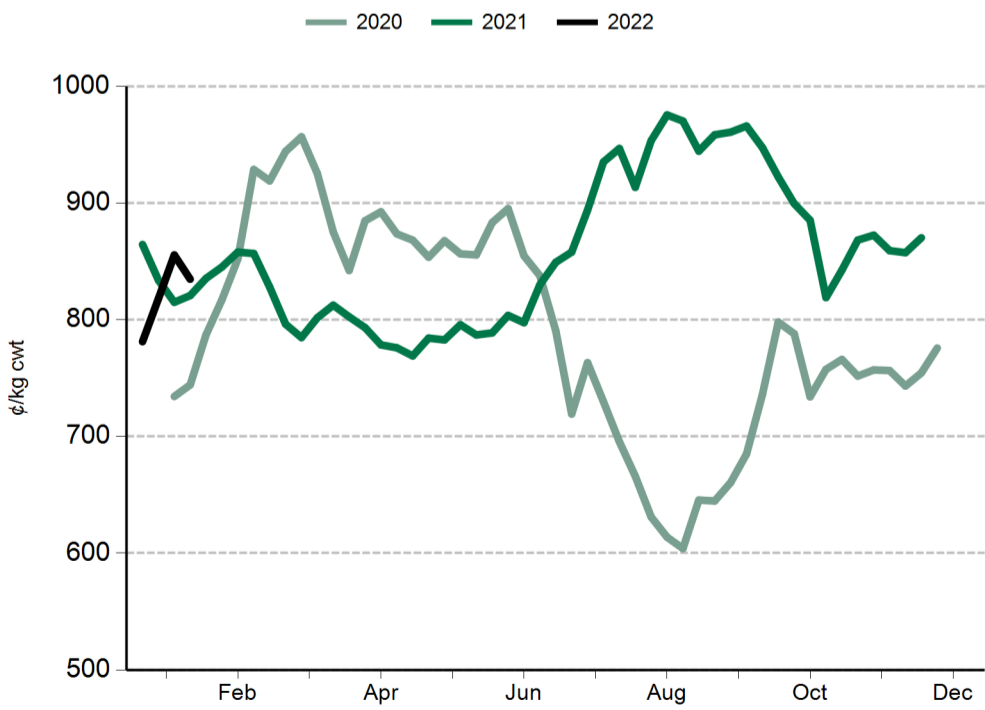
Restocker lamb



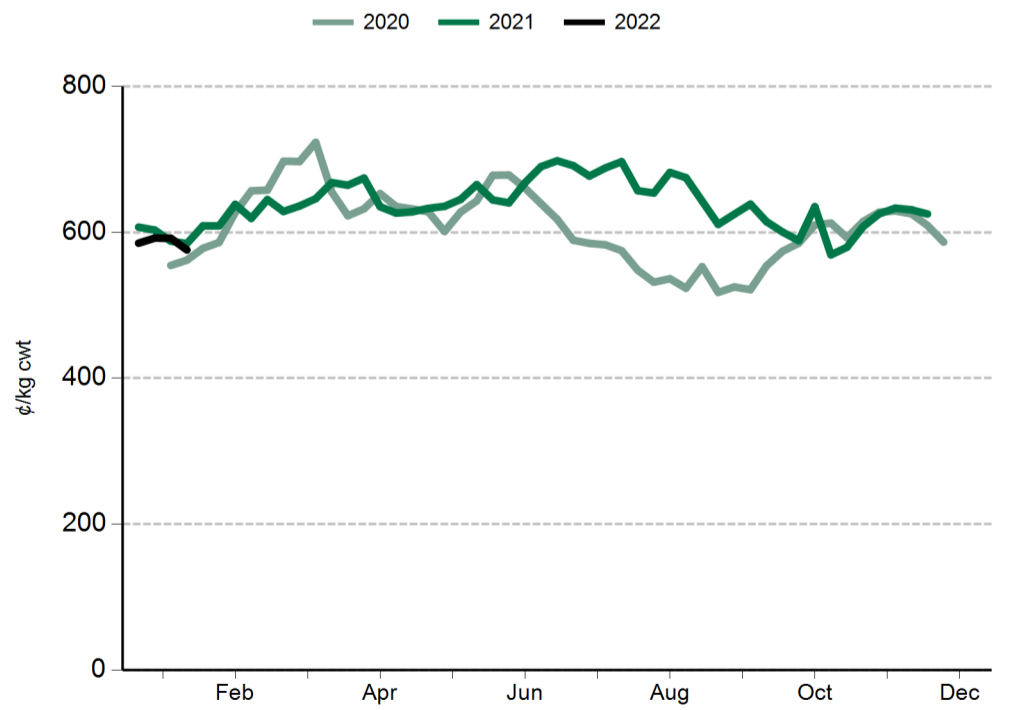
Light lamb



Heavy lamb



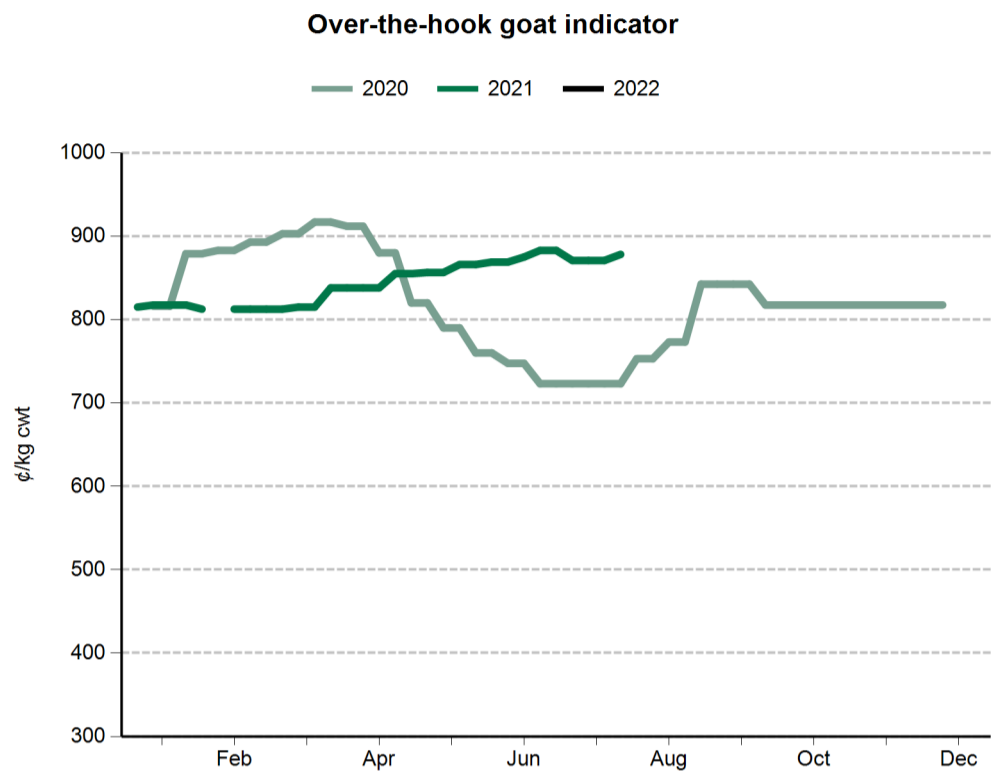
Mutton



General statistics

Over-the-hooks goat indicators (A¢/kg cwt)	14 Jan 2022	29 Jan 2021
8.1-10kg	854	813
10.1-12kg	879	813
12.1-16kg	879	813
16.1-20kg	908	813
20.1kg+	888	813

Skin indicators - Lambs		22 Jan 2021
2" +	16.1 - 20kg	100
	20.1 - 24kg	188
	24.1kg +	288
1" - 2"	16.1 - 20kg	200
	20.1 - 24kg	50
	24.1kg +	163
0.5" - 1"	16.1 - 20kg	nq
	20.1 - 24kg	nq
	24.1kg +	125
New Season	16.1 - 20kg	nq
	20.1 - 24kg	231
	24.1kg +	313
Skin indicators - Merino sheep (average 25 micron)		
1.5" - 2"	16.1 - 20kg	500
	20.1 - 24kg	725
	24.1kg +	825



Grain prices - Darling Downs (A\$/tonne)	14 Jan 2022	22 Jan 2021
Wheat	292	310
Barley	286	272
Sorghum	295	307
Grain prices - Riverina (A\$/tonne)		
Wheat	nq	279
Barley	nq	nq

Source: Profarmer Australia

PLEASE NOTE

MLA no longer reports on fodder prices, tallow prices or the EMI on a weekly basis.

These can be accessed separately through these links:

- [Fodder prices \(Dairy Australia\)](#)
- [Tallow prices \(MLA monthly co-product report\)](#)
- [EMI \(AWEX\)](#)

US imported beef prices (CIF)		22 Jan 2021
Bull 95CL	US¢/lb	242.5
	A¢/kg	696.2
Cow 90CL	US¢/lb	229.0
	A¢/kg	657.5
CC/CF 85CL	US¢/lb	207.5
	A¢/kg	595.7
Shank 90CL	US¢/lb	232.5
	A¢/kg	667.5
Trim 85CL	US¢/lb	205.5
	A¢/kg	590.0
Trim 80CL	US¢/lb	177.5
	A¢/kg	509.6
Trim 75CL	US¢/lb	175.0
	A¢/kg	502.4
Trim 65CL	US¢/lb	nq
	A¢/kg	nq
Outside flats	US¢/lb	nq
	A¢/kg	nq
Knuckles	US¢/lb	267.5
	A¢/kg	768.0
Inside cap off	US¢/lb	327.5
	A¢/kg	940.3

Source: Steiner Consulting Group

