

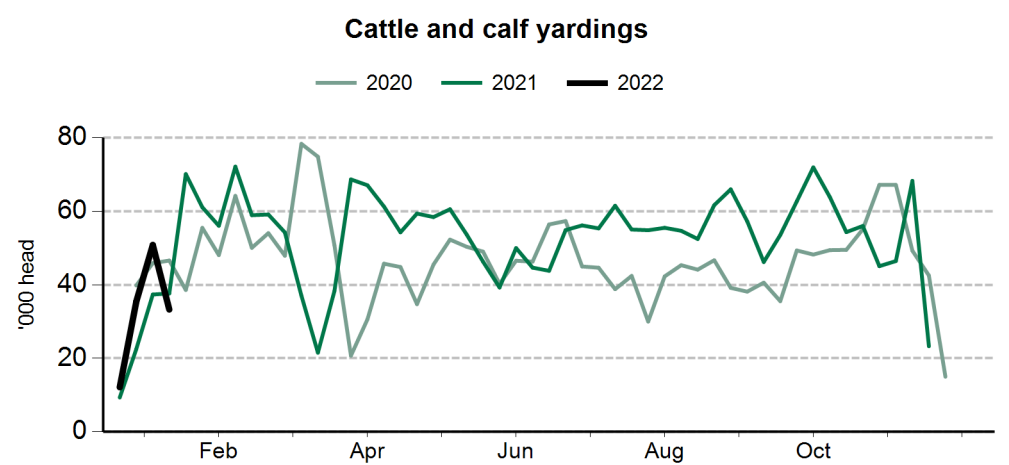
The following weekly statistical summary includes the following information:

- **Livestock movements**.....pages 1-2
 - Cattle yardings
 - Sheep yardings
 - Cattle slaughter
 - Sheep, lamb and goat slaughter
- **Cattle price indicators**.....pages 3-4
 - Saleyard indicators
 - Over-the-hook indicators
 - Live export indicators
- **Sheep and lamb indicators**.....pages 5-6
 - Saleyard indicators
 - Over-the-hook indicators
 - Live export indicators
- **General statistics**.....page 7
 - Over-the-hook goat indicators
 - Skin price indicators
 - Weekly US imported beef indicators

Cattle movements

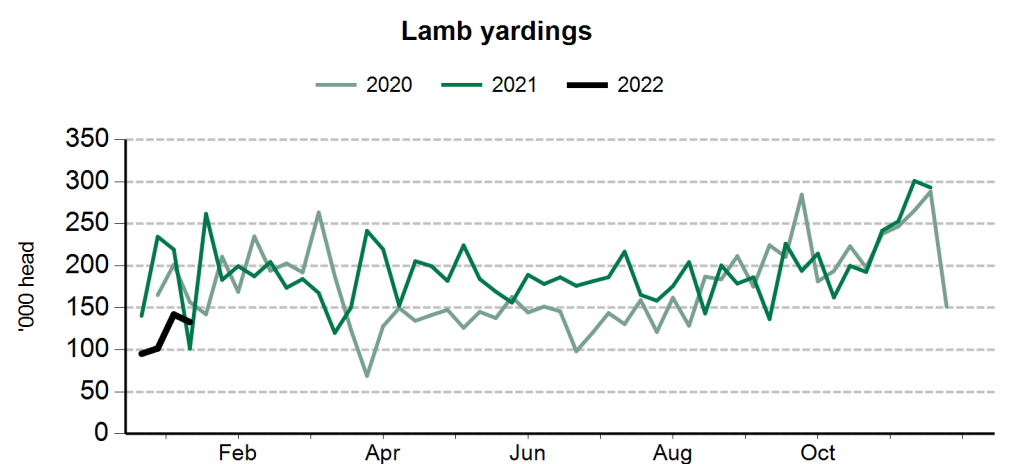
Cattle saleyard throughput		28 Jan 2022	21 Jan 2022	29 Jan 2021
Queensland	Cattle	3,860	7,245	21,181
NSW	Cattle	6,909	6,999	18,067
Victoria	Cattle	3,448	1,774	9,818
SA	Cattle	1,449	645	3,393
WA	Cattle	1,361	3,654	4,304
Tasmania	Cattle	85	70	155

Cattle slaughter		21 Jan 2022	29 Jan 2021
Queensland	Cattle	28,059	46,721
	Calves	8	57
NSW	Cattle	19,396	27,131
	Calves	8	1,151
Victoria	Cattle	9,634	16,933
	Calves	394	728
SA	Cattle	3,099	3,389
	Calves	0	12
Tasmania	Cattle	3,291	2,717
	Calves	18	21

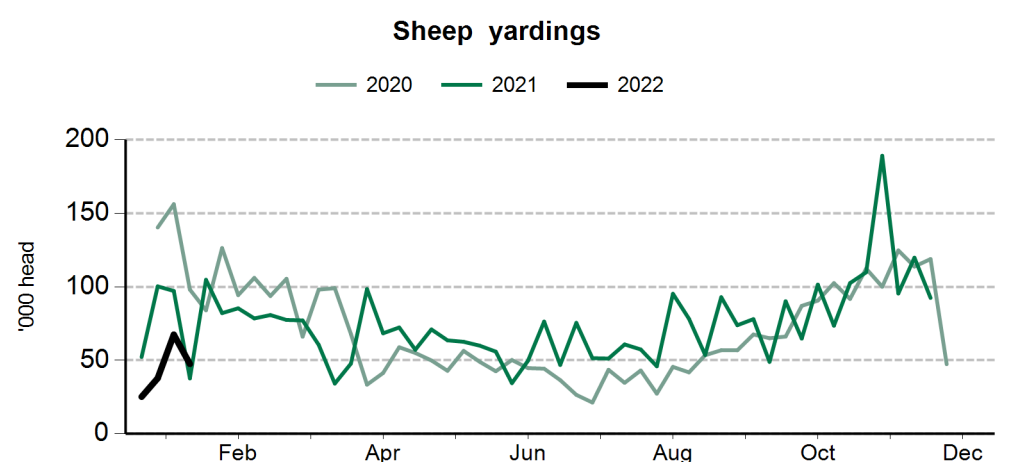


Smallstock movements

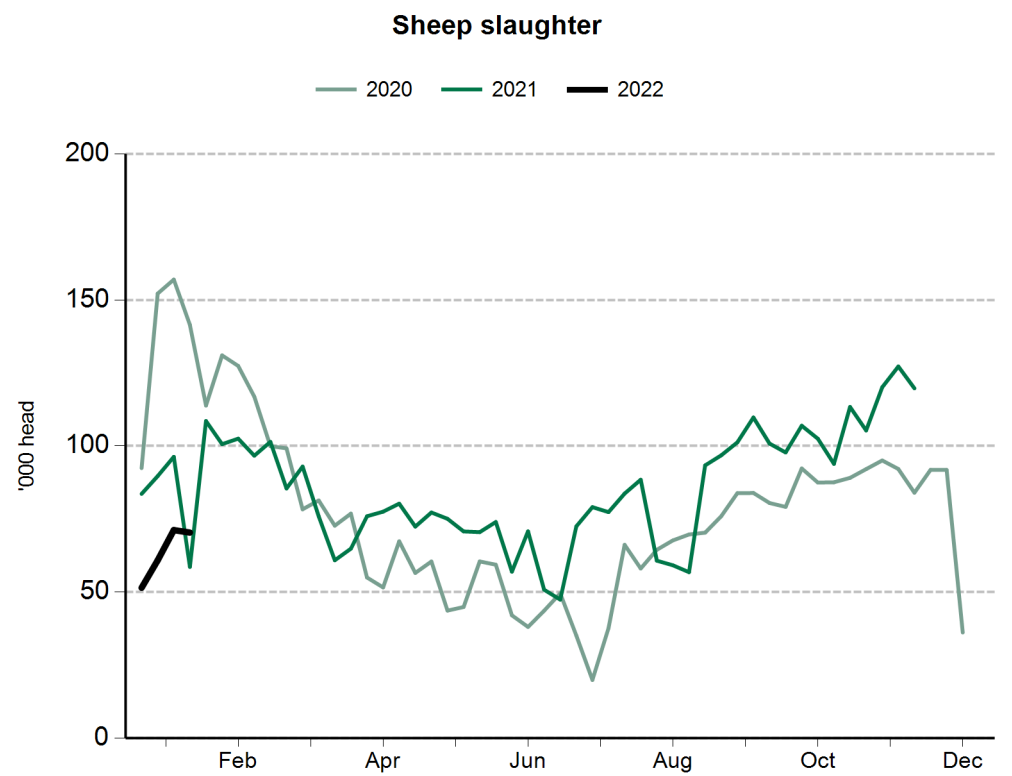
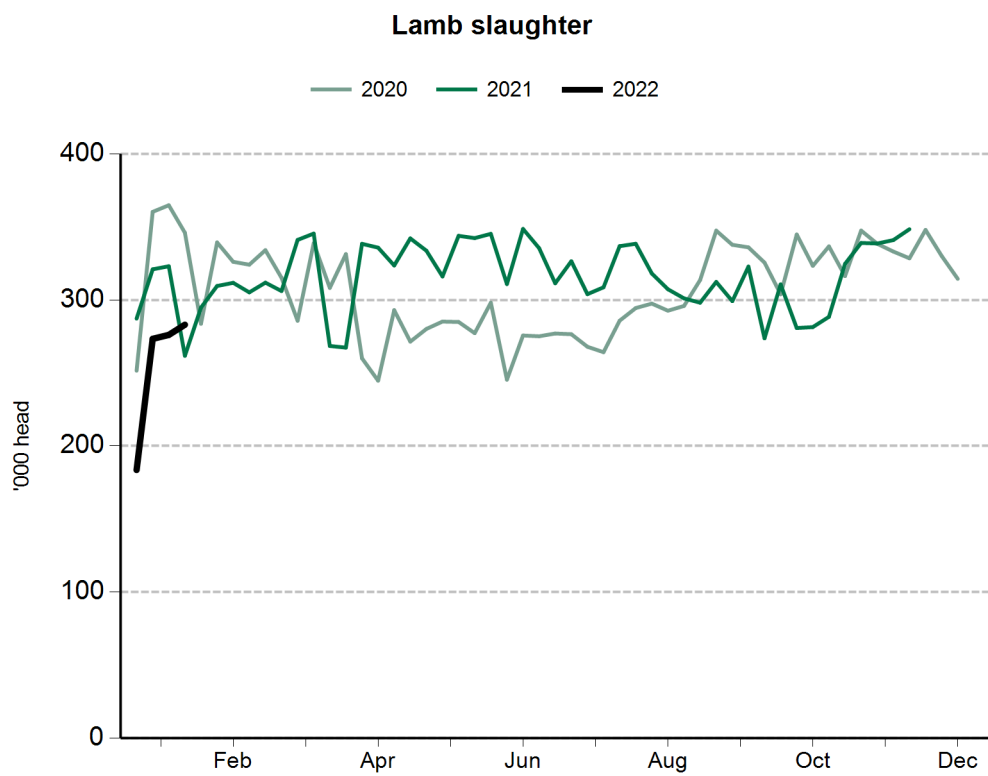
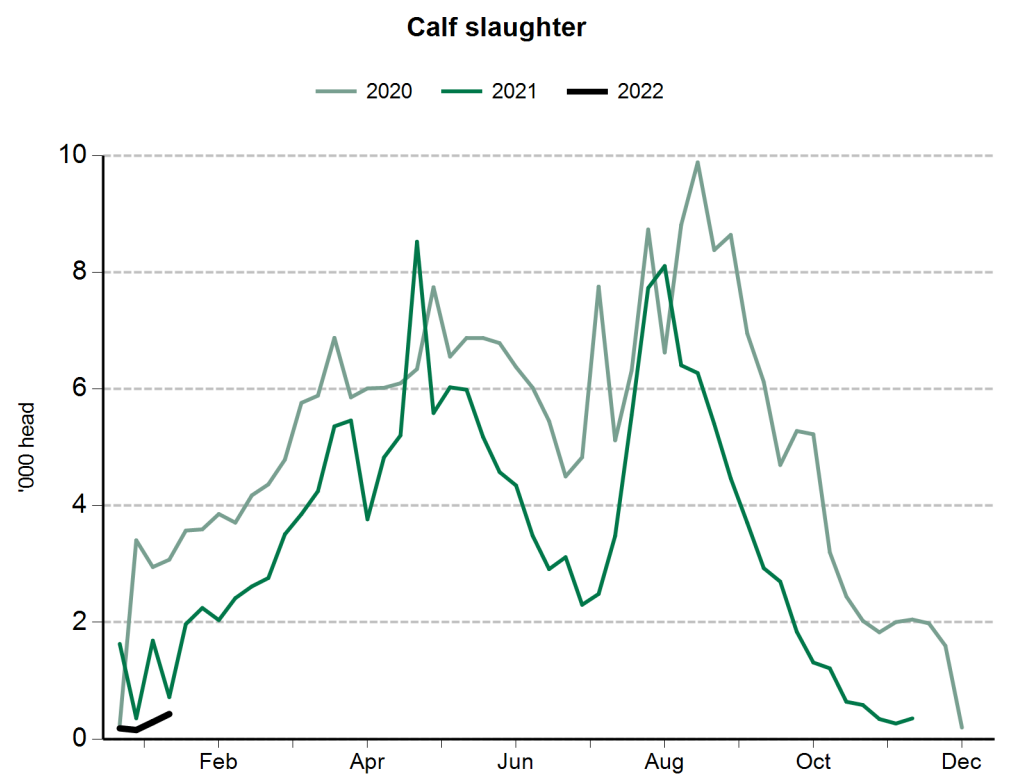
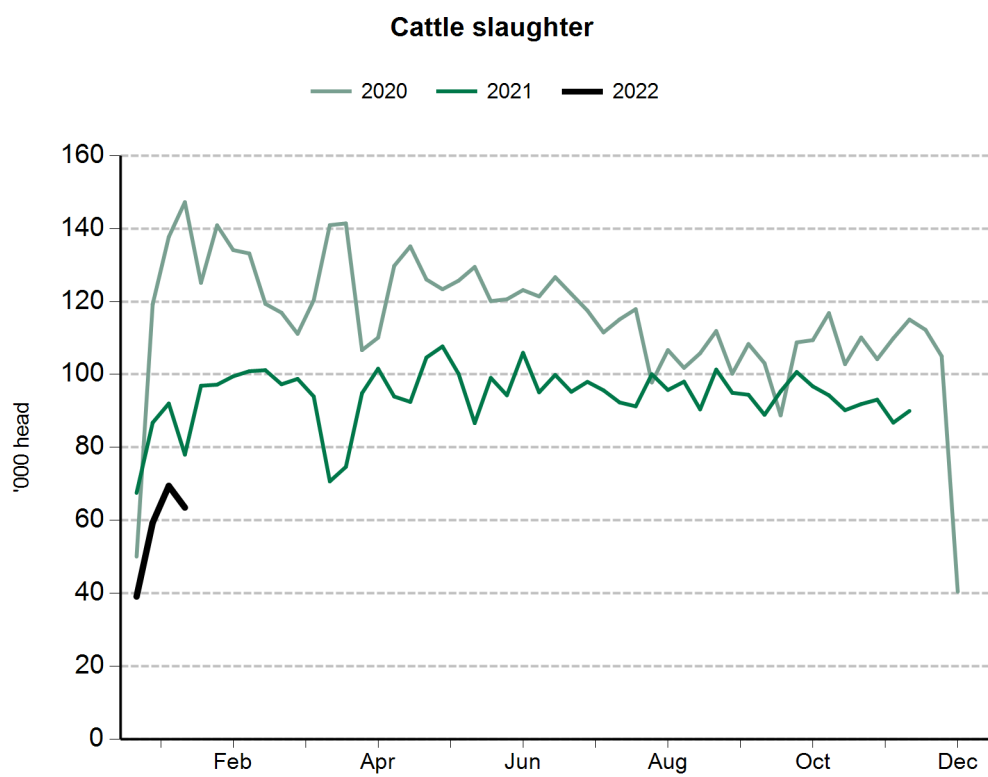
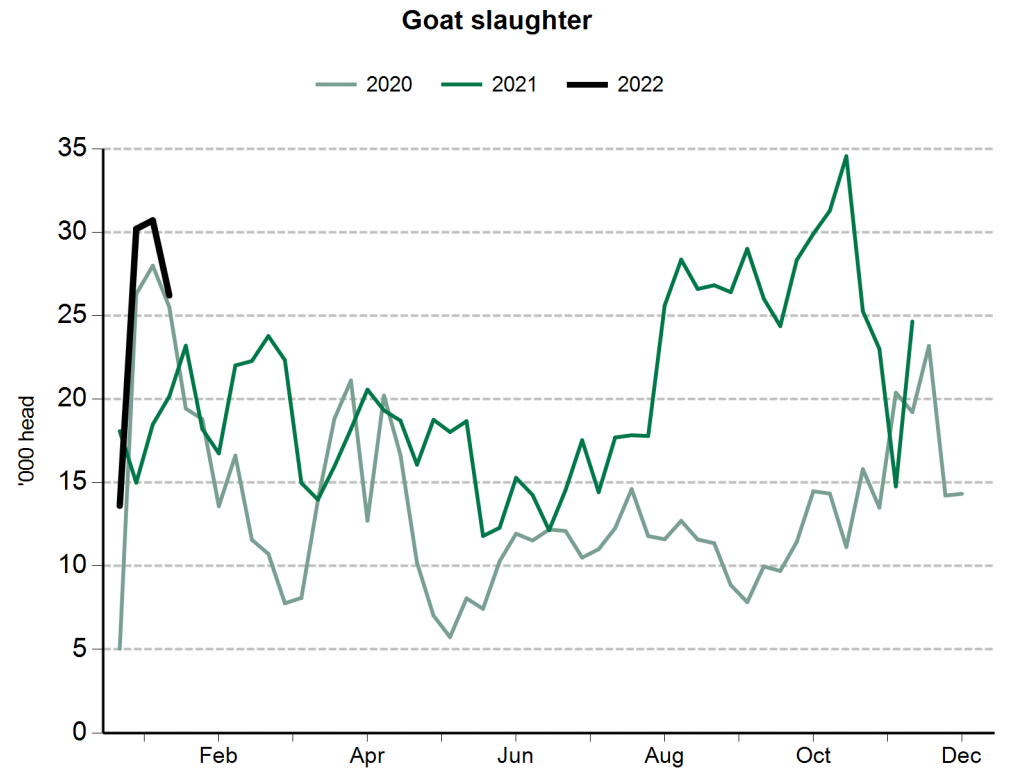
Sheep and lamb saleyard throughput		28 Jan 2022	21 Jan 2022	29 Jan 2021
NSW	Lambs	47,840	67,664	110,968
	Sheep	15,145	20,106	36,309
Victoria	Lambs	35,266	46,642	100,095
	Sheep	11,416	15,717	35,344
SA	Lambs	12,355	7,245	29,165
	Sheep	2,000	1,151	7,733
WA	Lambs	7,400	10,273	18,245
	Sheep	6,079	9,945	21,978
Tasmania	Lambs	943	375	2,313
	Sheep	498	236	3,033



Sheep and lamb slaughter		21 Jan 2022	29 Jan 2021
Queensland	Lambs	1,738	241
	Sheep	390	1,235
NSW	Lambs	110,012	105,186
	Sheep	32,350	48,859
Victoria	Lambs	132,261	129,628
	Sheep	30,248	53,542
SA	Lambs	33,412	55,847
	Sheep	5,719	1,726
Tasmania	Lambs	5,558	3,837
	Sheep	1,600	3,148



Goat slaughter		21 Jan 2022	29 Jan 2021
Queensland	Goats	6,465	7,929
NSW	Goats	2,105	1,152
Victoria	Goats	14,787	10,046
SA	Goats	2,862	4,076
Tasmania	Goats	nq	nq



Cattle prices

National saleyard indicators	Live weight	Muscle/Fat	Unit	1 Feb 2022	2 Feb 2021
Restocker Steer	200-280kg	C2	¢/kg lwt	728	554
Feeder Steer	330-400kg	C2	¢/kg lwt	590	458
Vealer Steer	280-330kg	C2	¢/kg lwt	630	468
			¢/kg cwt	1209	906
Trade Steer	330-400kg	C3	¢/kg lwt	532	440
			¢/kg cwt	988	816
Medium Steer	400-500kg	C3	¢/kg lwt	503	403
			¢/kg cwt	944	758
Heavy Steer	500-600kg	C4	¢/kg lwt	451	379
			¢/kg cwt	834	695
Medium Cow	400-520kg	D3	¢/kg lwt	356	292
			¢/kg cwt	723	596
Eastern Young Cattle Indicator (EYCI)			¢/kg cwt	1117.00	888

Eastern states OTH indicators	Carcase weight	Muscle	Unit	5 Feb 2021
Trade steer	240-260kg	A-C	¢/kg cwt	636
Medium steer	260-280kg	A-C	¢/kg cwt	656
Heavy steer	300-400kg	A-C	¢/kg cwt	665
Medium cow	260-280kg	A-E	¢/kg cwt	545
MSA trade steer	240-260kg	A-C	¢/kg cwt	679

Feeder cattle indicators - paddock sales	Unit	29 Jan 2021
Domestic		
Steers 280-350kg	¢/kg lwt	468
Heifers 280-350kg	¢/kg lwt	415
Export		
Shortfed 100-120 DOF	¢/kg lwt	414
Mediumfed 120-220 DOF	¢/kg lwt	415
Longfed 220+ DOF	¢/kg lwt	330

State saleyard indicators				Queensland		NSW		Victoria		SA		Tasmania	
Category	Live weight	Muscle/Fat	Unit	1 Feb 2022	2 Feb 2021	1 Feb 2022	2 Feb 2021	1 Feb 2022	2 Feb 2021	1 Feb 2022	2 Feb 2021	1 Feb 2022	2 Feb 2021
Restocker Steer	200-280kg	C2	¢/kg lwt	744	556	632	520	nq	nq	nq	nq	nq	nq
Feeder Steer	330-400kg	C2	¢/kg lwt	608	462	579	455	542	439	532	nq	nq	nq
Vealer Steer	280-330kg	C2	¢/kg lwt	nq	nq	664	489	543	455	590	457	nq	nq
			¢/kg cwt	nq	nq	1262	927	988	850	1180	913	nq	nq
Trade Steer	330-400kg	C3	¢/kg lwt	nq	426	562	449	523	421	502	435	nq	nq
			¢/kg cwt	nq	775	1027	818	971	786	958	844	nq	nq
Medium Steer	400-500kg	C3	¢/kg lwt	452	428	522	405	482	392	483	400	422	nq
			¢/kg cwt	854	805	976	755	900	744	914	743	782	nq
Heavy Steer	500-600kg	C4	¢/kg lwt	438	373	466	379	461	388	nq	nq	nq	nq
			¢/kg cwt	810	680	848	691	869	728	nq	nq	nq	nq
Medium Cow	400-520kg	D3	¢/kg lwt	365	299	351	290	338	286	nq	nq	342	254
			¢/kg cwt	754	614	720	602	649	582	nq	nq	658	542

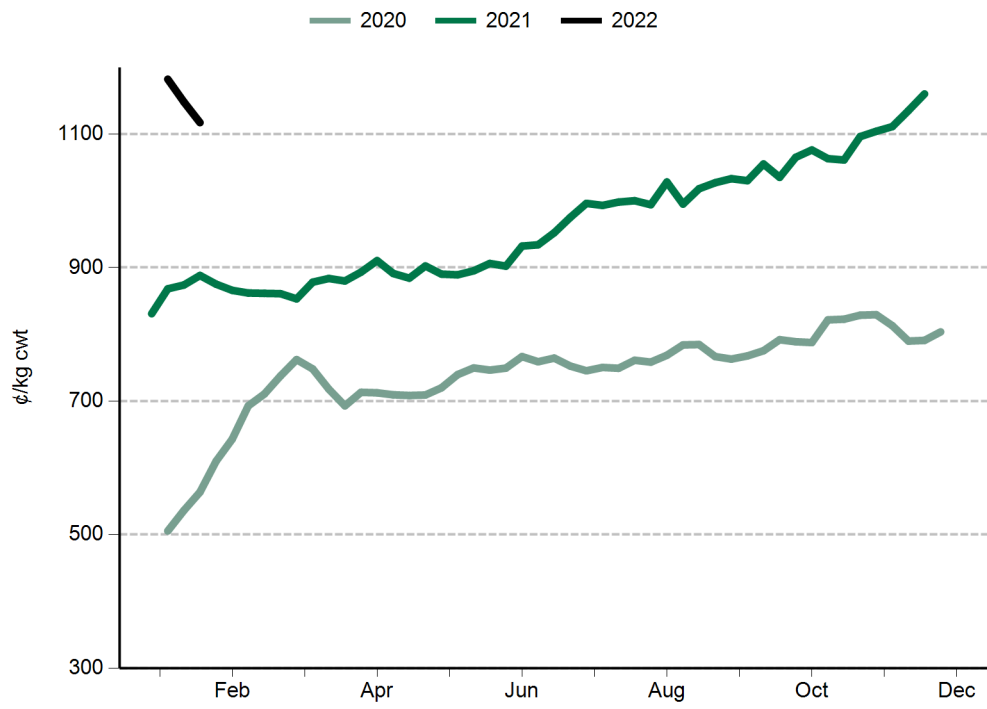
State over-the-hooks indicators				Queensland	NSW	Victoria	SA	Tasmania
Category	Carcase weight	Muscle	Unit	5 Feb 2021	5 Feb 2021	5 Feb 2021	5 Feb 2021	5 Feb 2021
Trade steer	240-260kg	A-C	¢/kg cwt	681	638	671	nq	556
Medium steer	260-280kg	A-C	¢/kg cwt	677	633	658	nq	nq
Heavy steer	300-400kg	A-C	¢/kg cwt	687	643	665	nq	nq
Medium cow	260-280kg	A-E	¢/kg cwt	584	550	519	573	497
MSA trade steer	240-260kg	A-C	¢/kg cwt	685	672	nq	nq	nq

WA saleyard indicators	Unit	1 Feb 2022	2 Feb 2021
WYCI	¢/kg cwt	1102	855
Medium Steer	¢/kg lwt	496	402
Medium Cow	¢/kg lwt	353	278

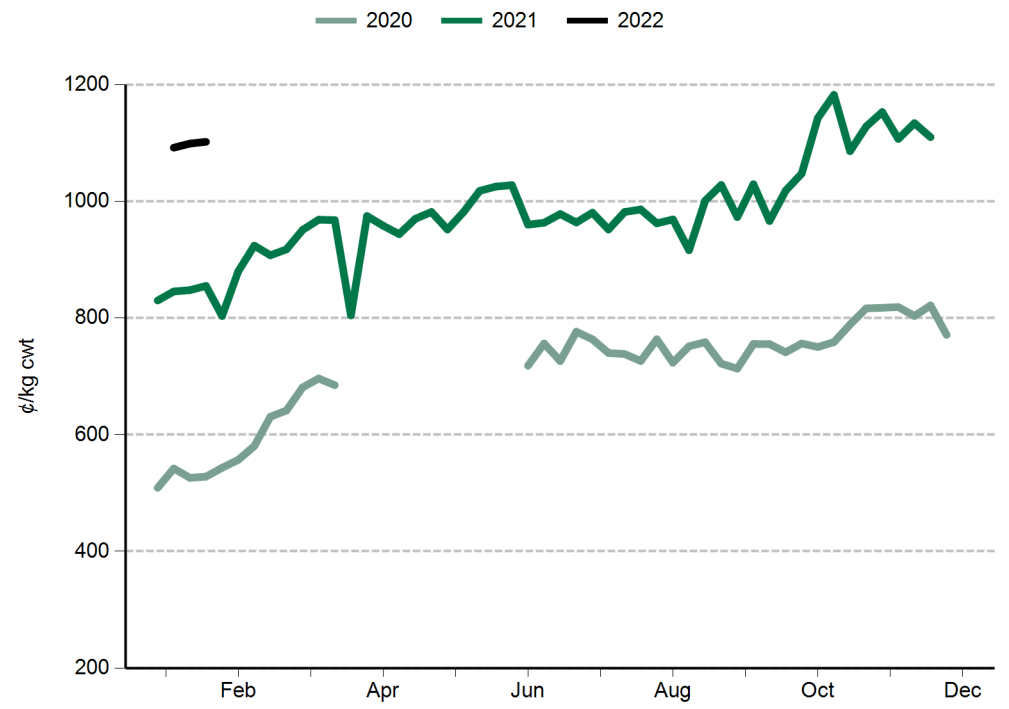
WA over-the-hooks indicators	Unit	5 Feb 2021
Grassfed yearling	¢/kg cwt	700
Grainfed yearling	¢/kg cwt	700
MSA yearling	¢/kg cwt	720

Live Export Price Quotes			Unit	21 Jan 2022	29 Jan 2021
Light Steer	260 - 360 kg	Townsville	¢/kg lwt	nq	nq
	260 - 360 kg	Darwin	¢/kg lwt	nq	355
Light Heifer	260 - 360 kg	Townsville	¢/kg lwt	nq	nq
	260 - 360 kg	Darwin	¢/kg lwt	nq	320

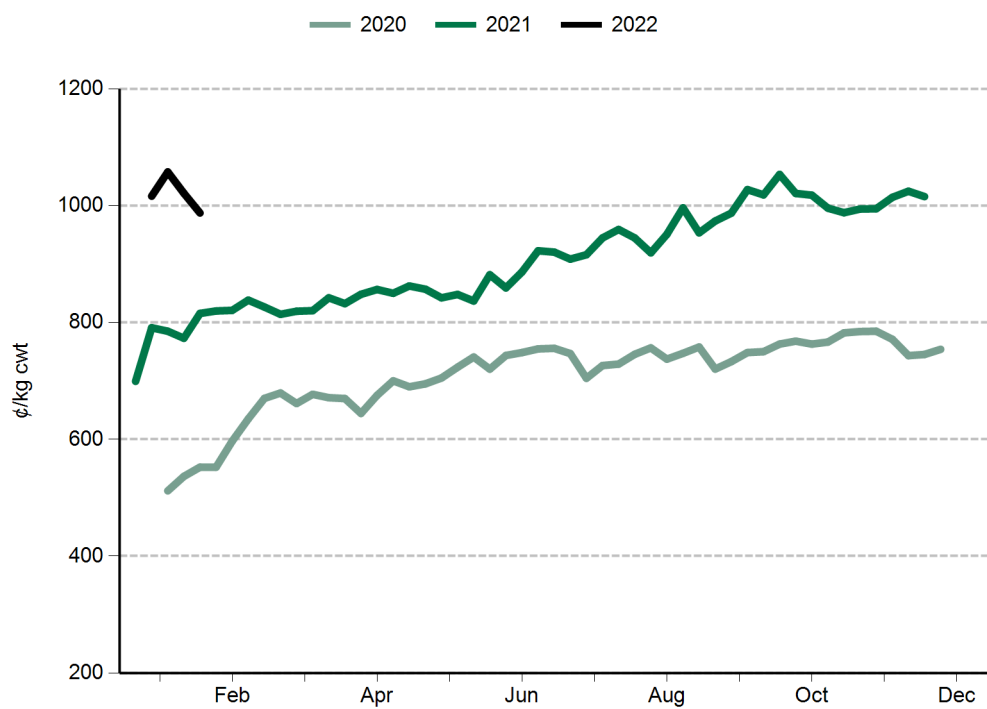
Eastern Young Cattle Indicator (EYCI)



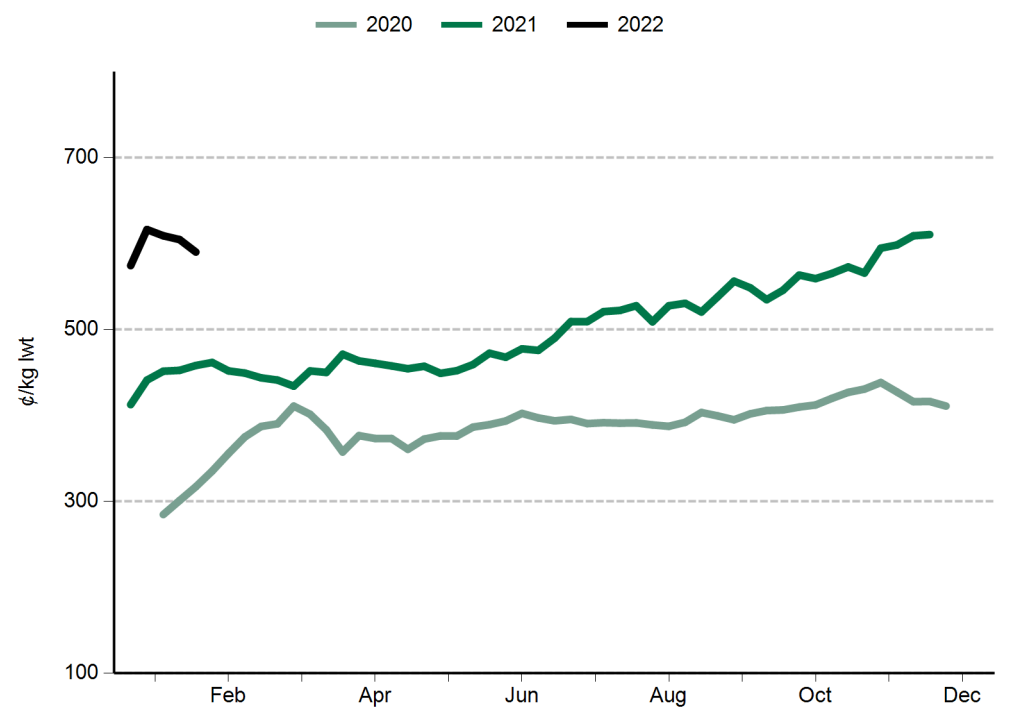
Western Young Cattle Indicator (WYCI)



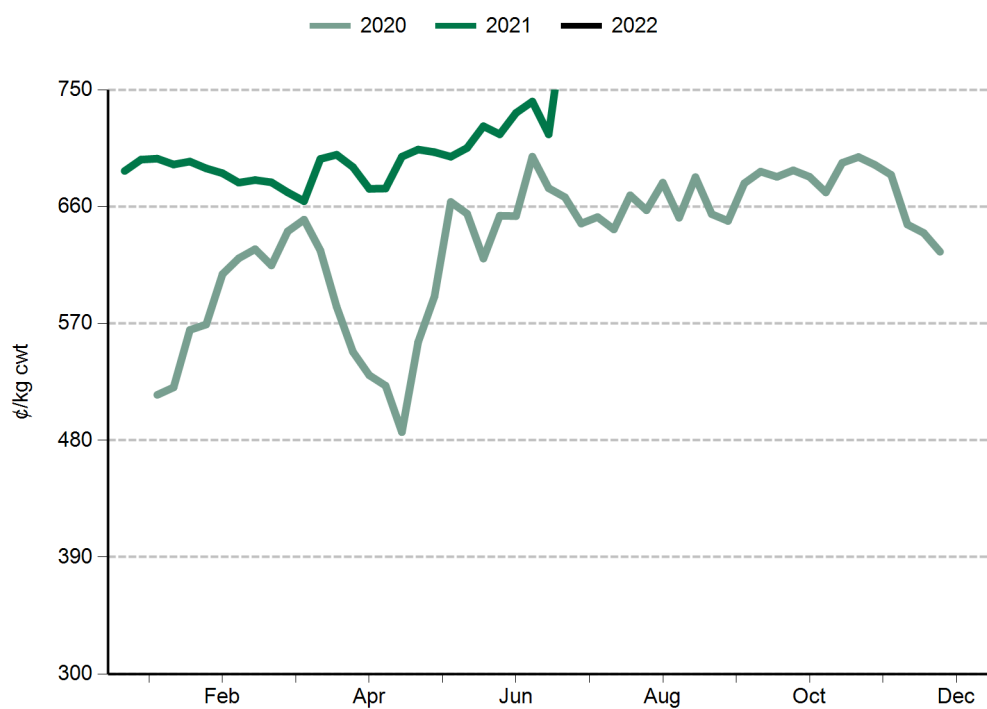
Trade steer



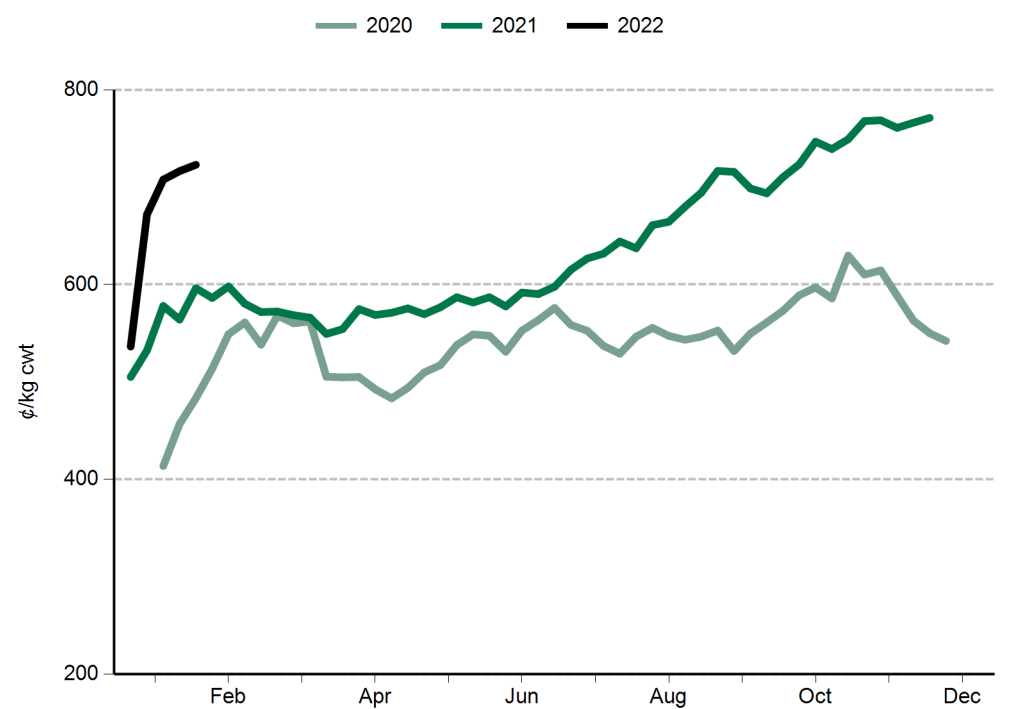
Feeder steer



Heavy steer



Medium cow



Sheep and lamb prices

Eastern States Trade Lamb Indicator (¢/kg cwt)	1 Feb 2022	2 Feb 2021
ESTLI	871	840

National saleyard sheep and lamb indicators (¢/kg cwt)		1 Feb 2022	2 Feb 2021
Merino lamb	16-22kg	767	770
Restocker/feeder lamb	0-18kg	955	925
Light lamb	12-18kg	836	843
Trade lamb	18-22kg	866	837
Heavy lamb	22+kg	869	836
Mutton	18-24kg	601	609

National OTH sheep and lamb indicators (¢/kg cwt)		5 Feb 2021
Medium trade lamb	18-20kg	768
Heavy trade lamb	20-22kg	768
Heavy lamb	22-24kg	772
Mutton	18-24kg	548

State saleyard sheep and lamb indicators (¢/kg cwt)		Victoria		NSW		SA		WA		Tasmania	
		1 Feb 2022	2 Feb 2021	1 Feb 2022	2 Feb 2021	1 Feb 2022	2 Feb 2021	1 Feb 2022	2 Feb 2021	1 Feb 2022	2 Feb 2021
Merino lamb	16-22kg	741	741	817	761	685	793	792	694	nq	nq
Restocker/feeder lamb	0-18kg	916	923	1043	975	929	967	727	691	833	990
Light lamb	12-18kg	846	857	852	863	825	824	755	711	791	1022
Trade lamb	18-22kg	849	818	896	874	807	816	842	734	801	804
Heavy lamb	22+kg	870	820	874	857	806	801	894	742	763	758
Mutton	18-24kg	595	597	618	636	553	579	587	566	571	633

Over-the-hooks sheep and lamb indicators (¢/kg cwt)		Victoria	NSW	SA	WA	Tasmania
		5 Feb 2021	5 Feb 2021	5 Feb 2021	5 Feb 2021	5 Feb 2021
Medium trade lamb	18-20kg	755	750	800	nq	nq
Heavy trade lamb	20-22kg	755	750	800	nq	nq
Heavy lamb	22-24kg	765	750	800	nq	nq
Mutton	18-24kg	593	545	520	533	nq

Live export price quotes (A\$/head)		25 Jan 2022	2 Feb 2021
Live wether	Muchea	nq	nq

Glossary:

cwt – carcase weight

lwt – live weight

OTH – over-the-hooks. Refers to the marketing of cattle/sheep/lambs directly from the farm to an abattoir where a producer is paid for the value of the carcase based on a sliding grid.

CIF – Cost, insurance, freight. The quoted price for the goods including freight and insurance costs delivered to final destination.

C&F – Cost and freight. Refers to the quoted price for the goods, including freight to the delivery point, but not insurance.

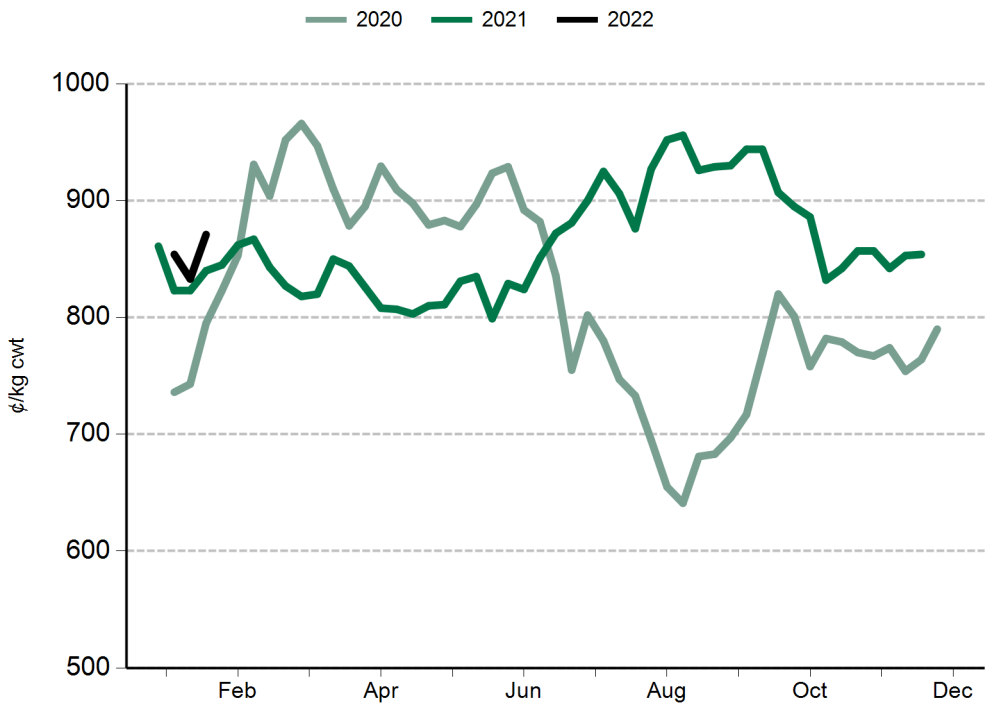
FAS – Free alongside ship. Refers to export price quotes where the seller is obliged to pay warehouse services, packing, inland freight and port charges, but not placement of goods onto the ship. The buyer is obliged to pay overseas freight, charges in foreign port, customs duties, quarantine and delivery to final destination. (See also 'FOB').

EYCI – Eastern Young Cattle Indicator. A seven day rolling average from 24 saleyards across NSW, Victoria and Queensland. It includes vealer and yearling heifers and steers, grade score C2 or C3, with live weight from 200kg.

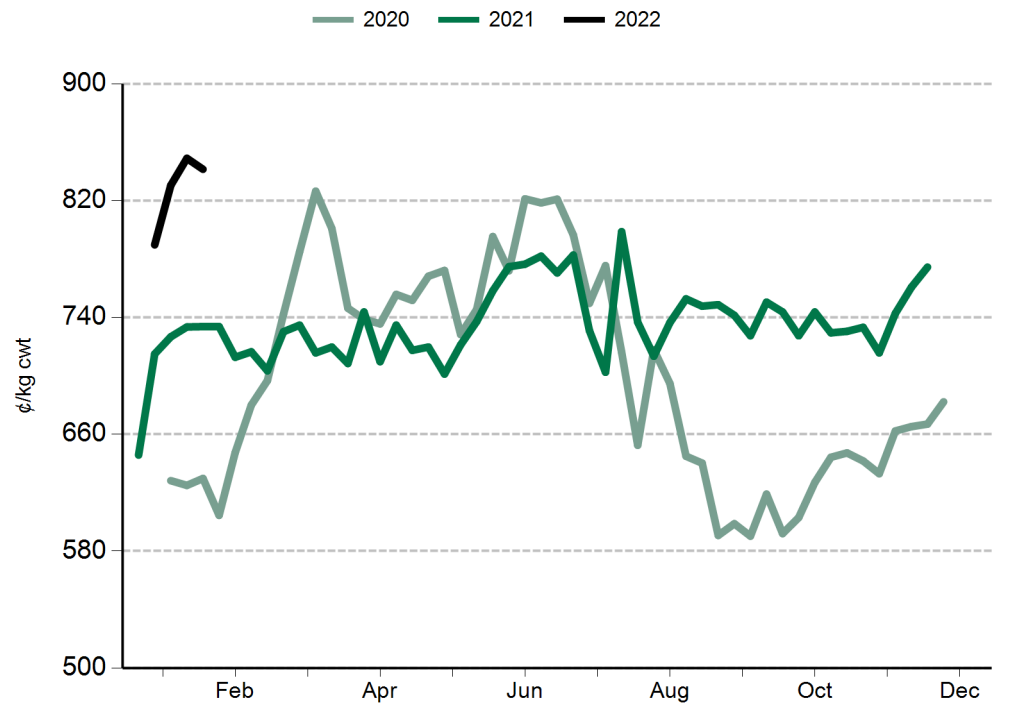
WYCI – Western Young Cattle Indicator. A benchmark of the value of young cattle in WA saleyards. It includes vealer and yearling heifers and steers, grade score C2 or C3, 180kg+ live weight.

All data is collected by MLA's NLRS, unless specified otherwise.

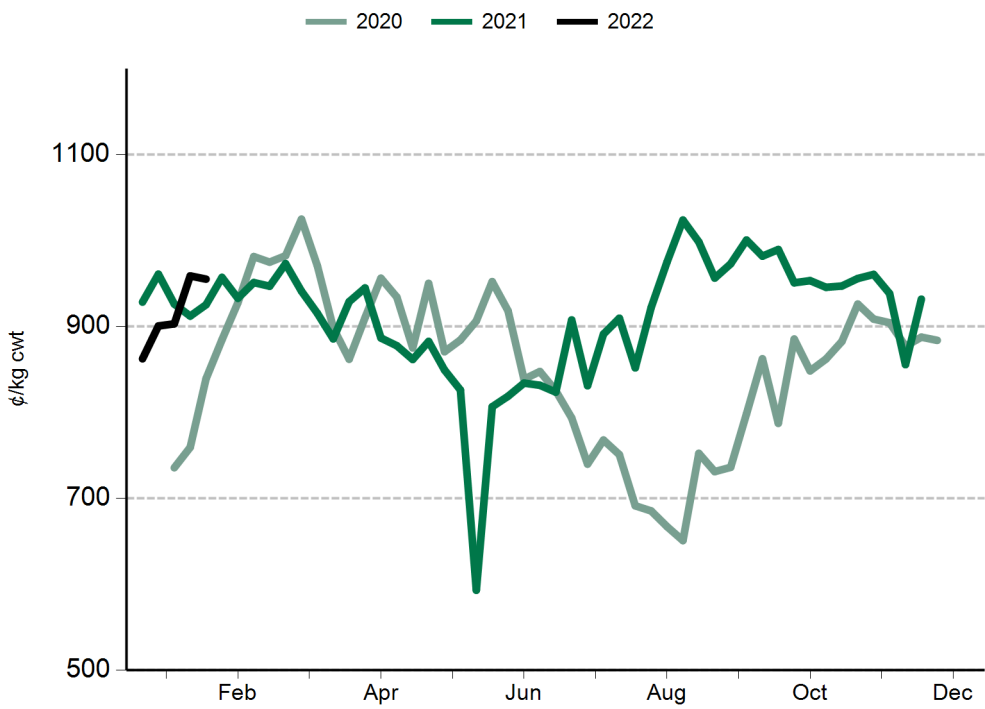
Eastern States Trade Lamb Indicator (ESTLI)



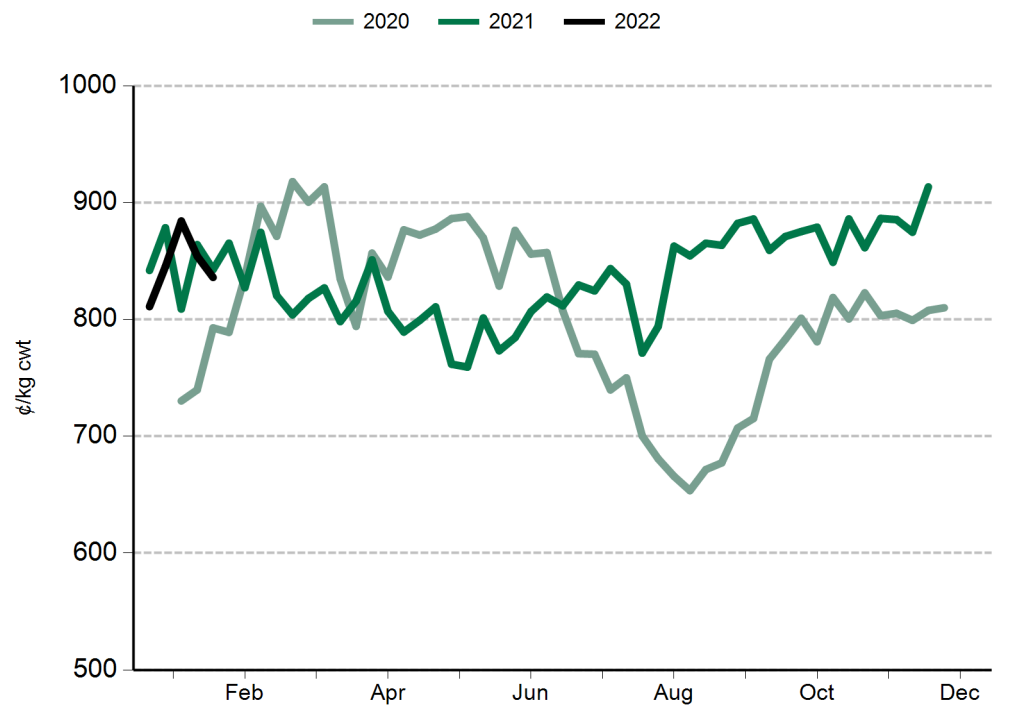
Western Trade Lamb Indicator (WTLI)



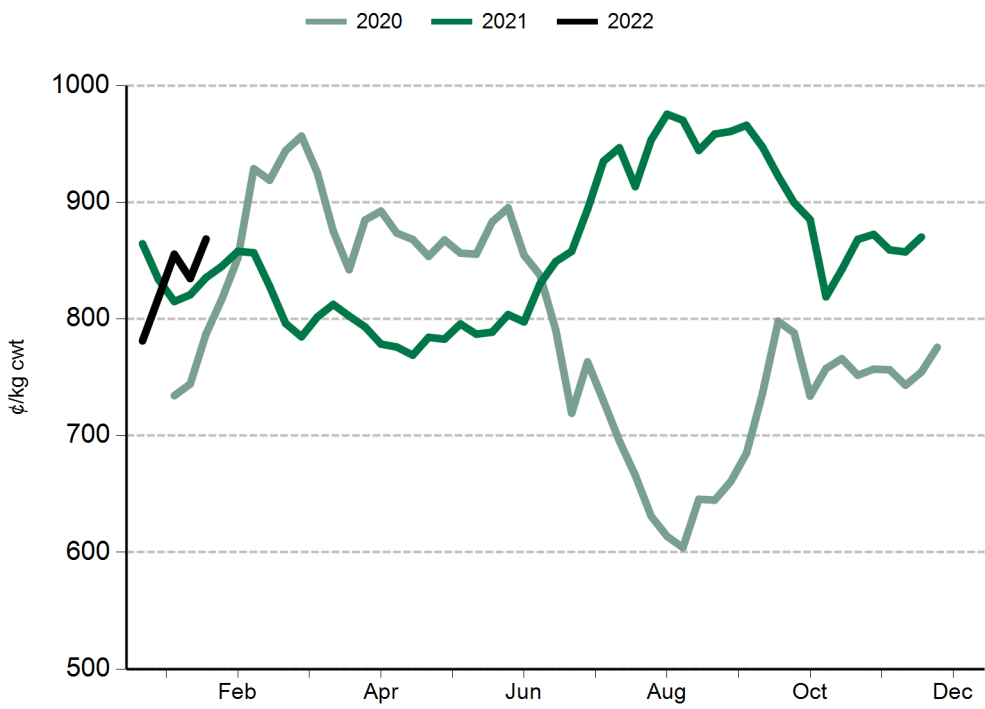
Restocker lamb



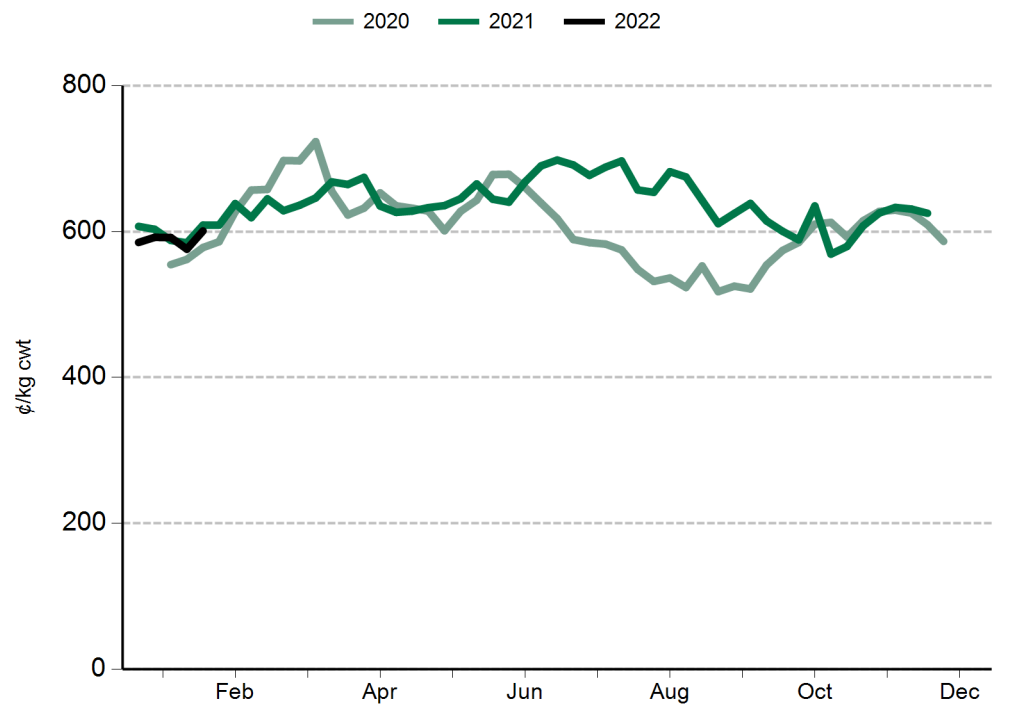
Light lamb



Heavy lamb



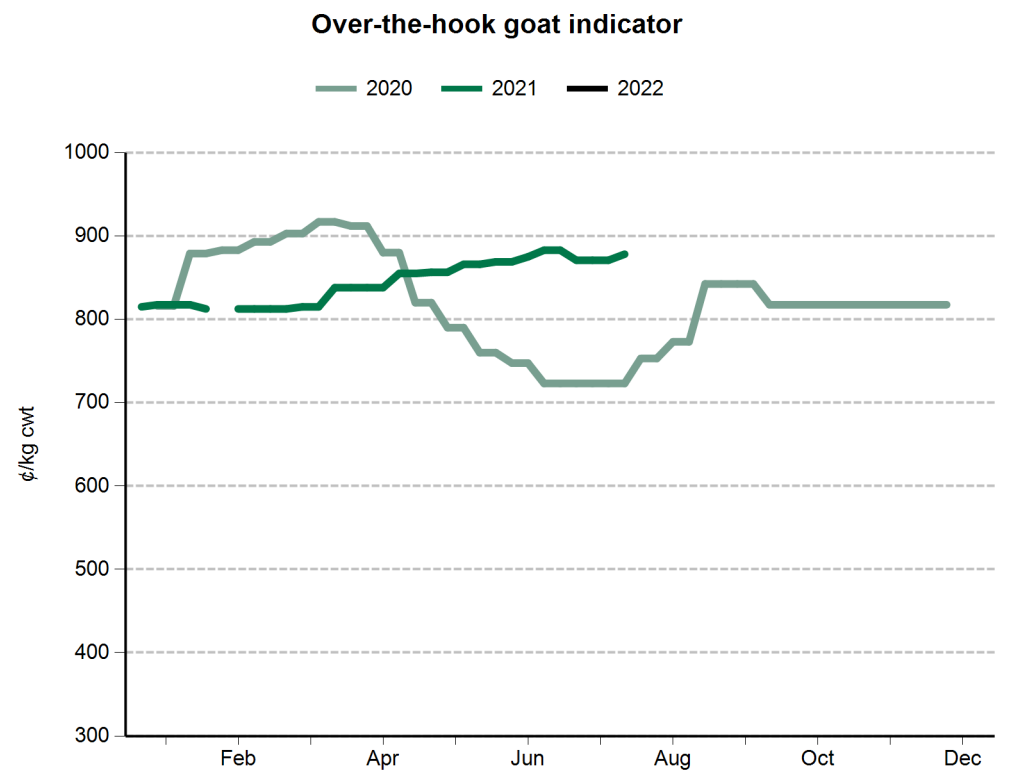
Mutton



General statistics

Over-the-hooks goat indicators (A¢/kg cwt)	
8.1-10kg	
10.1-12kg	
12.1-16kg	
16.1-20kg	
20.1kg+	

Skin indicators - Lambs		29 Jan 2021
2" +	16.1 - 20kg	100
	20.1 - 24kg	188
	24.1kg +	288
1" - 2"	16.1 - 20kg	200
	20.1 - 24kg	50
	24.1kg +	163
0.5" - 1"	16.1 - 20kg	nq
	20.1 - 24kg	nq
	24.1kg +	125
New Season	16.1 - 20kg	nq
	20.1 - 24kg	231
	24.1kg +	313
Skin indicators - Merino sheep (average 25 micron)		
1.5" - 2"	16.1 - 20kg	500
	20.1 - 24kg	725
	24.1kg +	825



Grain prices - Darling Downs (A\$/tonne)	28 Jan 2022	21 Jan 2022	29 Jan 2021
Wheat	302	300	310
Barley	280	287	275
Sorghum	nq	297	325
Grain prices - Riverina (A\$/tonne)			
Wheat	nq	nq	285
Barley	285	275	nq

Source: Profarmer Australia

PLEASE NOTE

MLA no longer reports on fodder prices, tallow prices or the EMI on a weekly basis.

These can be accessed separately through these links:

- [Fodder prices \(Dairy Australia\)](#)
- [Tallow prices \(MLA monthly co-product report\)](#)
- [EMI \(AWEX\)](#)

US imported beef prices (CIF)		29 Jan 2021
Bull 95CL	US¢/lb	247.5
	A¢/kg	715.1
Cow 90CL	US¢/lb	231.0
	A¢/kg	667.4
CC/CF 85CL	US¢/lb	207.5
	A¢/kg	599.5
Shank 90CL	US¢/lb	232.5
	A¢/kg	671.8
Trim 85CL	US¢/lb	205.5
	A¢/kg	593.7
Trim 80CL	US¢/lb	177.5
	A¢/kg	512.8
Trim 75CL	US¢/lb	175.0
	A¢/kg	505.6
Trim 65CL	US¢/lb	nq
	A¢/kg	nq
Outside flats	US¢/lb	nq
	A¢/kg	nq
Knuckles	US¢/lb	267.5
	A¢/kg	772.9
Inside cap off	US¢/lb	327.5
	A¢/kg	946.2

Source: Steiner Consulting Group

