

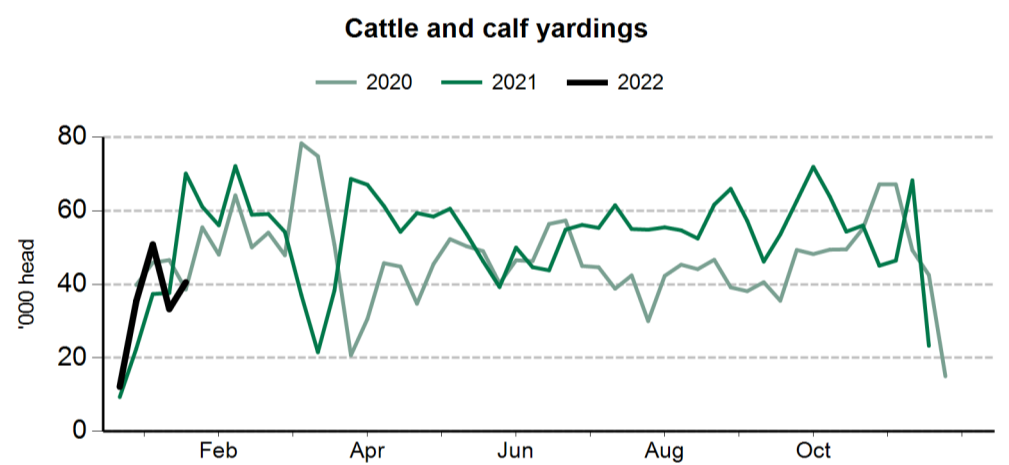
The following weekly statistical summary includes the following information:

- **Livestock movements**.....pages 1-2
 - Cattle yardings
 - Sheep yardings
 - Cattle slaughter
 - Sheep, lamb and goat slaughter
- **Cattle price indicators**.....pages 3-4
 - Saleyard indicators
 - Over-the-hook indicators
 - Live export indicators
- **Sheep and lamb indicators**.....pages 5-6
 - Saleyard indicators
 - Over-the-hook indicators
 - Live export indicators
- **General statistics**.....page 7
 - Over-the-hook goat indicators
 - Skin price indicators
 - Weekly US imported beef indicators

Cattle movements

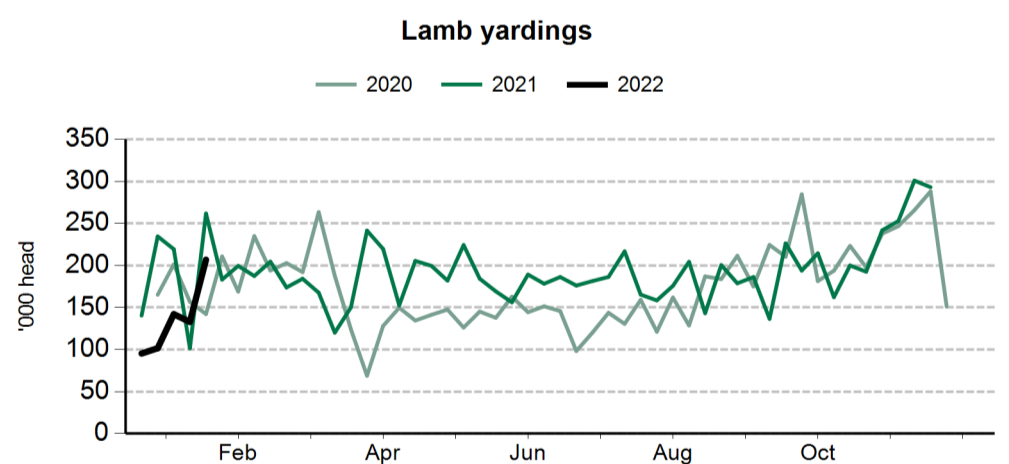
Cattle saleyard throughput		4 Feb 2022	28 Jan 2022	5 Feb 2021
Queensland	Cattle	3,498	14,807	19,686
NSW	Cattle	8,445	12,842	15,237
Victoria	Cattle	4,079	6,001	9,912
SA	Cattle	1,059	2,842	2,357
WA	Cattle	1,378	3,448	1,335
Tasmania	Cattle	130	85	120

Cattle slaughter		28 Jan 2022	5 Feb 2021
Queensland	Cattle	44,163	45,339
	Calves	11	46
NSW	Cattle	26,756	26,415
	Calves	274	1,322
Victoria	Cattle	12,551	19,596
	Calves	487	837
SA	Cattle	3,182	3,108
	Calves	8	11
Tasmania	Cattle	2,242	2,726
	Calves	0	30

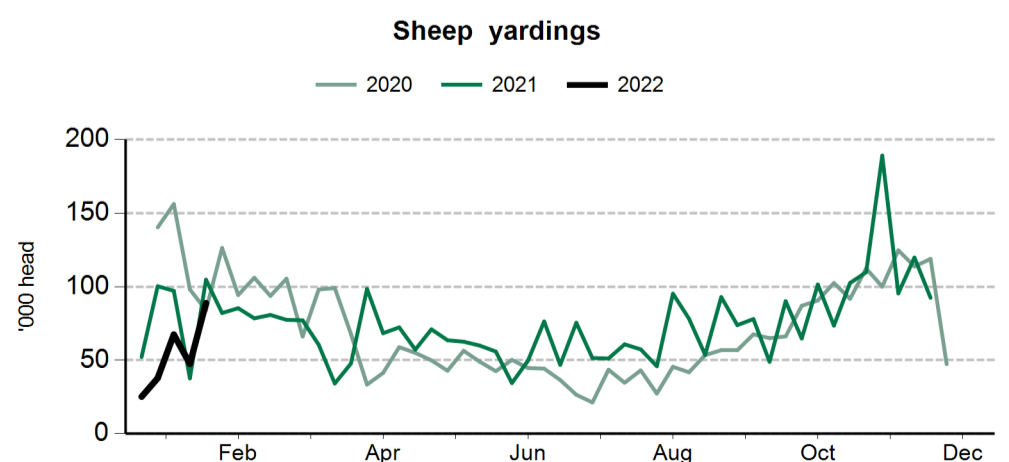


Smallstock movements

Sheep and lamb saleyard throughput		4 Feb 2022	28 Jan 2022	5 Feb 2021
NSW	Lambs	36,570	106,160	85,557
	Sheep	16,620	35,335	26,835
Victoria	Lambs	40,750	65,561	64,260
	Sheep	17,035	31,714	37,462
SA	Lambs	12,437	13,723	19,353
	Sheep	2,740	2,145	7,377
WA	Lambs	8,633	17,900	10,089
	Sheep	5,666	18,505	7,000
Tasmania	Lambs	1,131	943	2,860
	Sheep	684	498	2,934

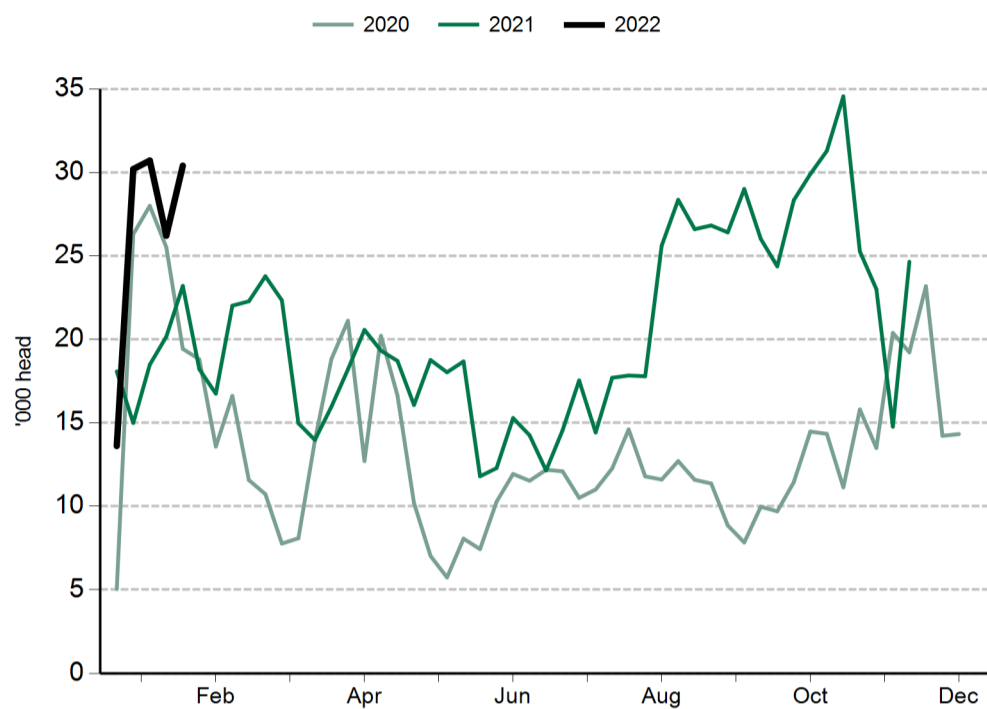


Sheep and lamb slaughter		28 Jan 2022	5 Feb 2021
Queensland	Lambs	415	594
	Sheep	889	1,568
NSW	Lambs	105,862	106,420
	Sheep	38,910	50,209
Victoria	Lambs	170,307	143,690
	Sheep	43,095	44,977
SA	Lambs	52,515	55,974
	Sheep	4,407	1,092
Tasmania	Lambs	nq	2,843
	Sheep	nq	2,745

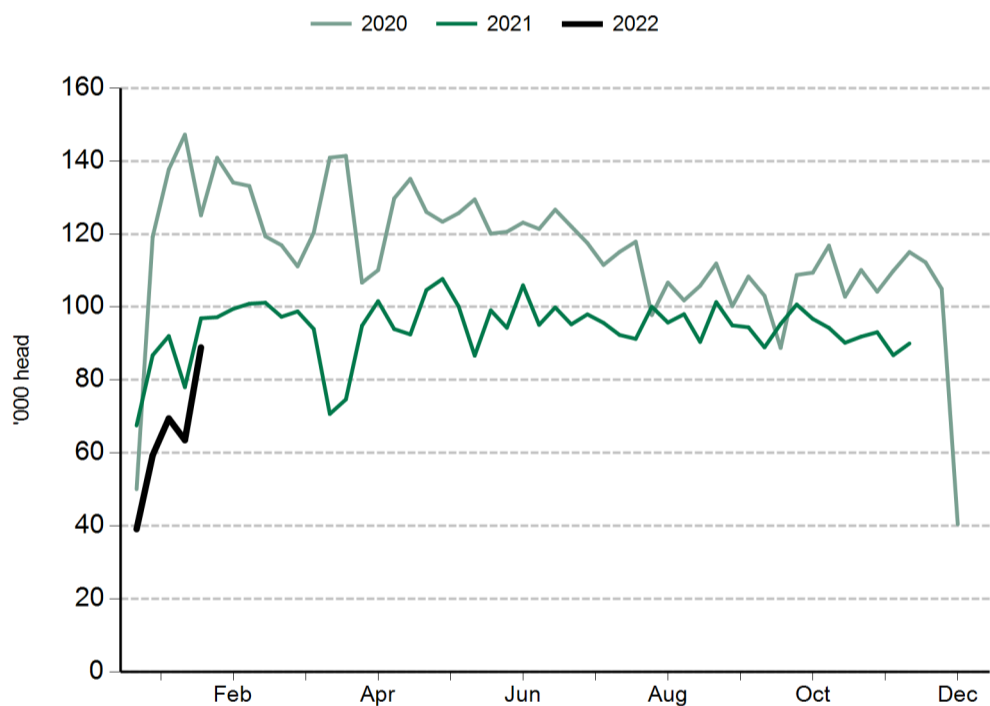


Goat slaughter		28 Jan 2022	5 Feb 2021
Queensland	Goats	8,021	6,550
NSW	Goats	1,198	792
Victoria	Goats	14,415	7,122
SA	Goats	6,774	3,748
Tasmania	Goats	nq	nq

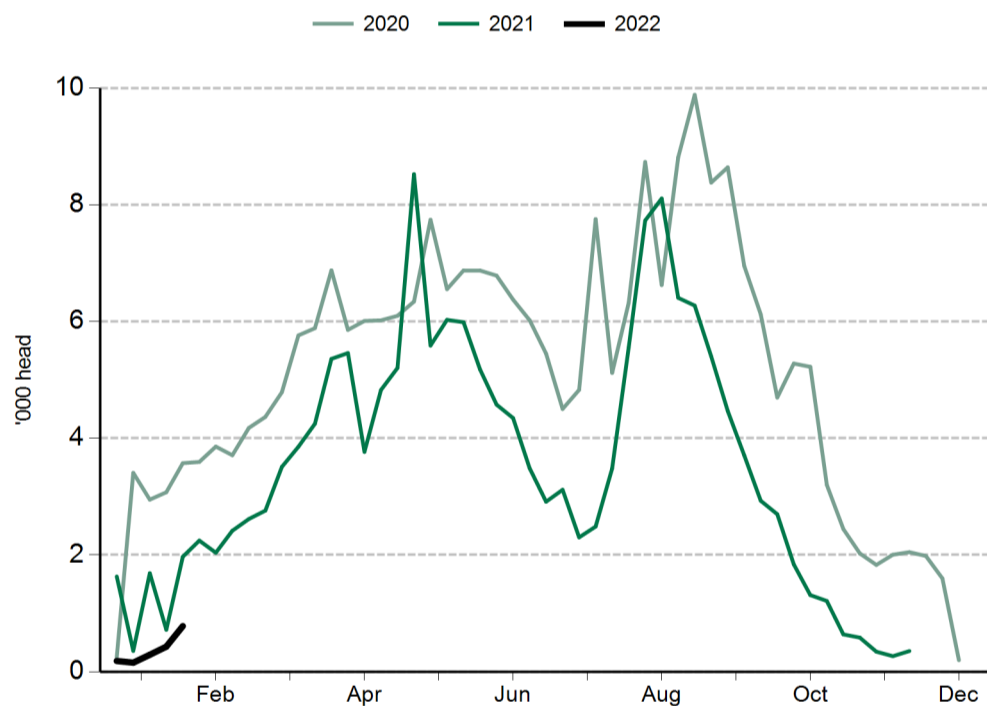
Goat slaughter



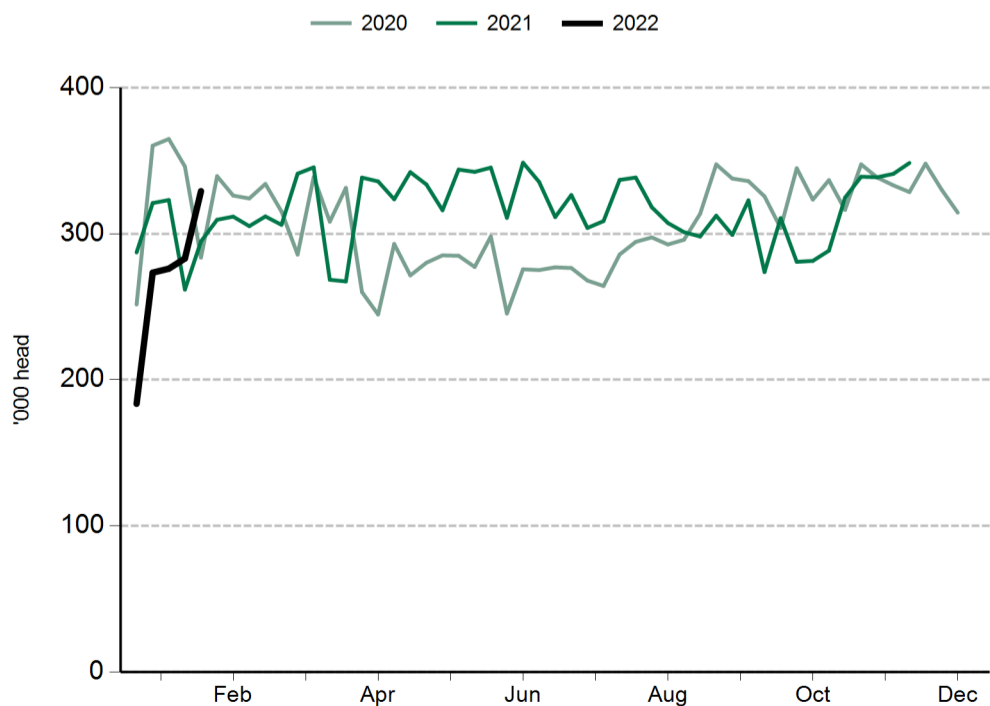
Cattle slaughter



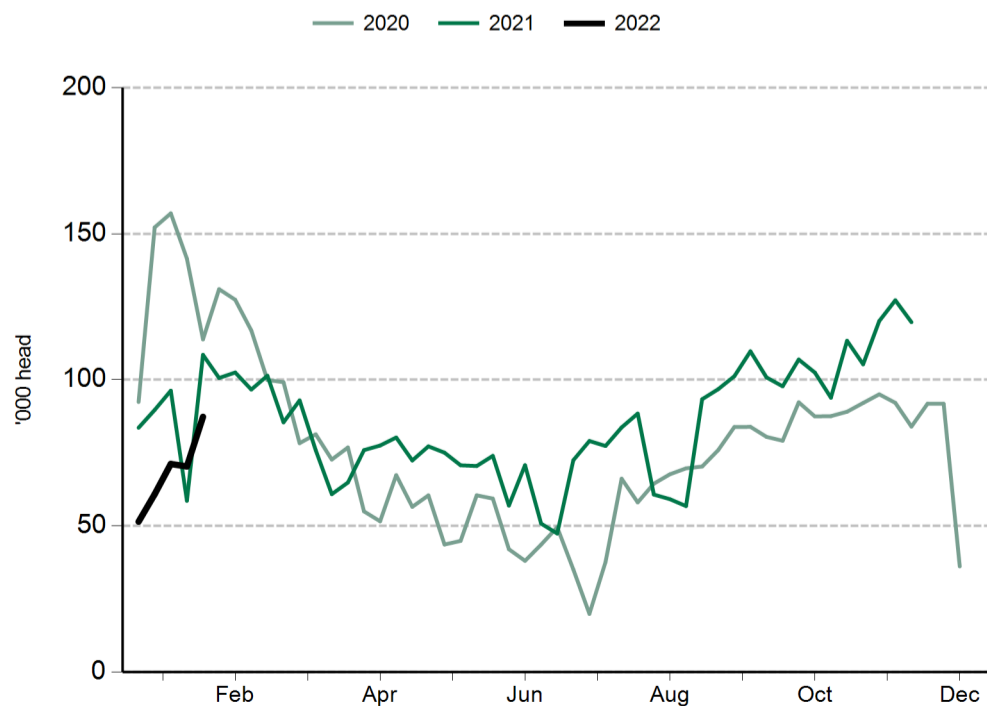
Calf slaughter



Lamb slaughter



Sheep slaughter



Cattle prices

National saleyard indicators	Live weight	Muscle/Fat	Unit	8 Feb 2022	9 Feb 2021
Restocker Steer	200-280kg	C2	¢/kg lwt	730	543
Feeder Steer	330-400kg	C2	¢/kg lwt	597	461
Vealer Steer	280-330kg	C2	¢/kg lwt	626	476
			¢/kg cwt	1196	902
Trade Steer	330-400kg	C3	¢/kg lwt	551	439
			¢/kg cwt	1031	820
Medium Steer	400-500kg	C3	¢/kg lwt	488	403
			¢/kg cwt	917	754
Heavy Steer	500-600kg	C4	¢/kg lwt	442	376
			¢/kg cwt	805	690
Medium Cow	400-520kg	D3	¢/kg lwt	373	286
			¢/kg cwt	765	586
Eastern Young Cattle Indicator (EYCI)			¢/kg cwt	1126.00	875

Eastern states OTH indicators	Carcase weight	Muscle	Unit	12 Feb 2021
Trade steer	240-260kg	A-C	¢/kg cwt	639
Medium steer	260-280kg	A-C	¢/kg cwt	657
Heavy steer	300-400kg	A-C	¢/kg cwt	666
Medium cow	260-280kg	A-E	¢/kg cwt	545
MSA trade steer	240-260kg	A-C	¢/kg cwt	679

Feeder cattle indicators - paddock sales	Unit	5 Feb 2021
Domestic		
Steers 280-350kg	¢/kg lwt	468
Heifers 280-350kg	¢/kg lwt	415
Export		
Shortfed 100-120 DOF	¢/kg lwt	415
Mediumfed 120-220 DOF	¢/kg lwt	415
Longfed 220+ DOF	¢/kg lwt	330

State saleyard indicators				Queensland		NSW		Victoria		SA		Tasmania	
Category	Live weight	Muscle/Fat	Unit	8 Feb 2022	9 Feb 2021	8 Feb 2022	9 Feb 2021	8 Feb 2022	9 Feb 2021	8 Feb 2022	9 Feb 2021	8 Feb 2022	9 Feb 2021
Restocker Steer	200-280kg	C2	¢/kg lwt	739	543	660	520	514	431	nq	nq	nq	nq
Feeder Steer	330-400kg	C2	¢/kg lwt	624	466	586	455	521	435	nq	nq	nq	nq
Vealer Steer	280-330kg	C2	¢/kg lwt	nq	454	683	507	545	449	568	458	nq	nq
			¢/kg cwt	nq	873	1290	949	1025	837	1082	892	nq	nq
Trade Steer	330-400kg	C3	¢/kg lwt	nq	nq	566	451	nq	421	543	405	nq	nq
			¢/kg cwt	nq	nq	1035	819	nq	794	1028	825	nq	nq
Medium Steer	400-500kg	C3	¢/kg lwt	467	396	494	410	487	397	450	404	nq	392
			¢/kg cwt	870	735	917	764	924	754	900	770	nq	745
Heavy Steer	500-600kg	C4	¢/kg lwt	423	389	451	372	471	383	nq	nq	nq	nq
			¢/kg cwt	769	701	815	681	885	713	nq	nq	nq	nq
Medium Cow	400-520kg	D3	¢/kg lwt	379	284	352	289	342	289	nq	nq	300	248
			¢/kg cwt	780	581	716	597	730	601	nq	nq	588	496

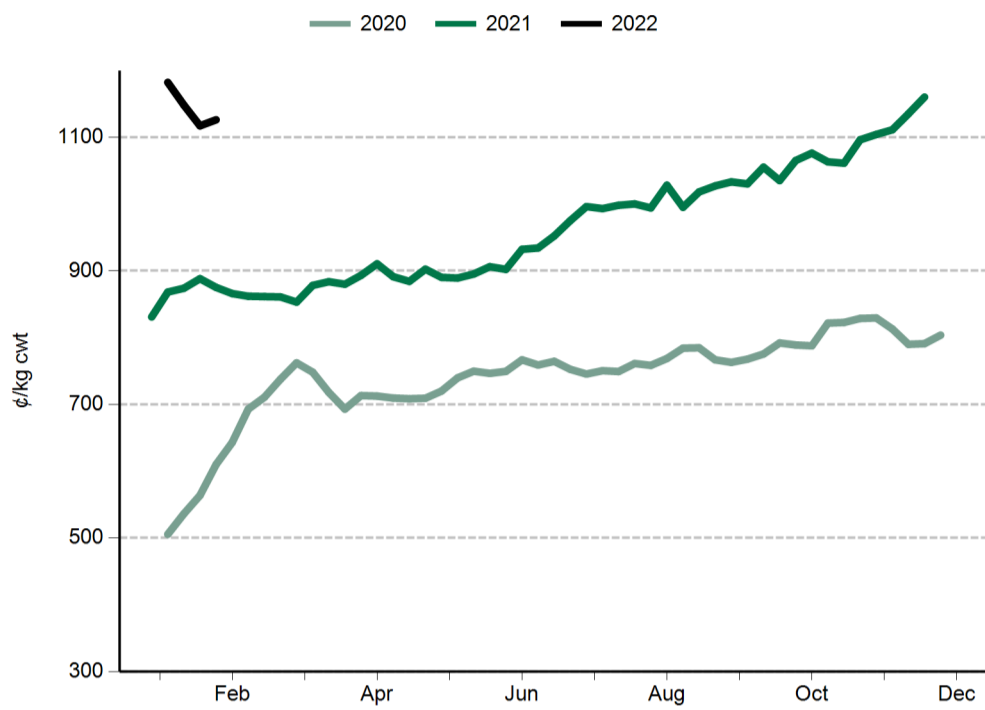
State over-the-hooks indicators				Queensland	NSW	Victoria	SA	Tasmania
Category	Carcase weight	Muscle	Unit	12 Feb 2021	12 Feb 2021	12 Feb 2021	12 Feb 2021	12 Feb 2021
Trade steer	240-260kg	A-C	¢/kg cwt	681	638	683	nq	556
Medium steer	260-280kg	A-C	¢/kg cwt	677	633	661	nq	nq
Heavy steer	300-400kg	A-C	¢/kg cwt	687	643	667	nq	nq
Medium cow	260-280kg	A-E	¢/kg cwt	584	550	519	573	497
MSA trade steer	240-260kg	A-C	¢/kg cwt	685	672	nq	nq	nq

WA saleyard indicators	Unit	8 Feb 2022	9 Feb 2021
WYCI	¢/kg cwt	1101	804
Medium Steer	¢/kg lwt	505	383
Medium Cow	¢/kg lwt	369	270

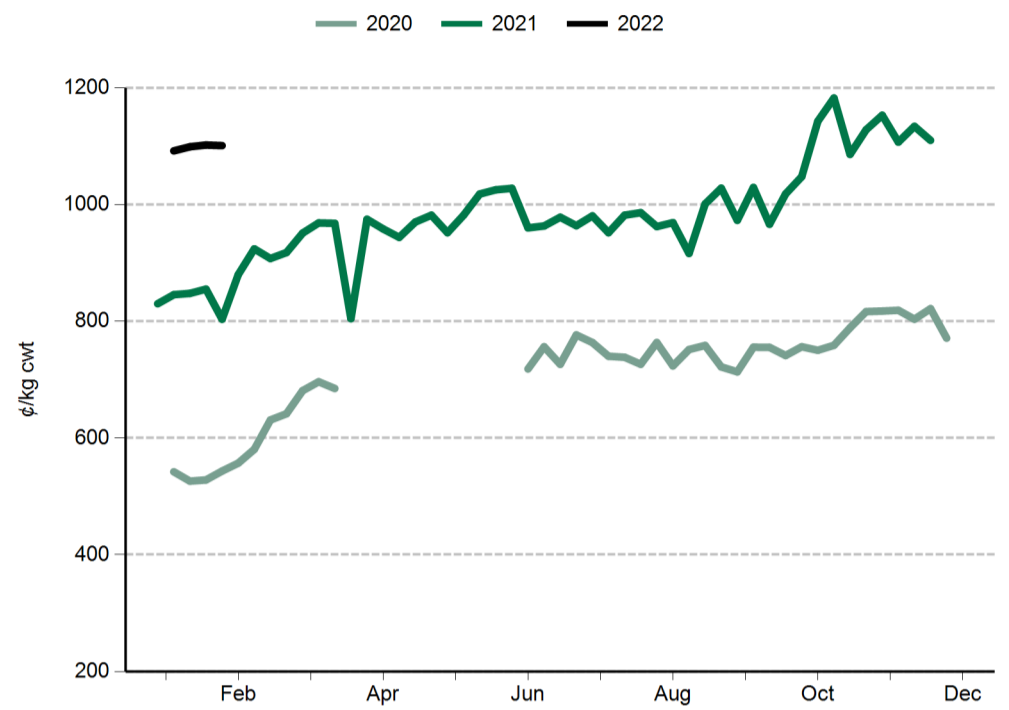
WA over-the-hooks indicators	Unit	12 Feb 2021
Grassfed yearling	¢/kg cwt	700
Grainfed yearling	¢/kg cwt	700
MSA yearling	¢/kg cwt	720

Live Export Price Quotes			Unit	28 Jan 2022	5 Feb 2021
Light Steer	260 - 360 kg	Townsville	¢/kg lwt	nq	410
	260 - 360 kg	Darwin	¢/kg lwt	520	nq
Light Heifer	260 - 360 kg	Townsville	¢/kg lwt	nq	380
	260 - 360 kg	Darwin	¢/kg lwt	490	nq

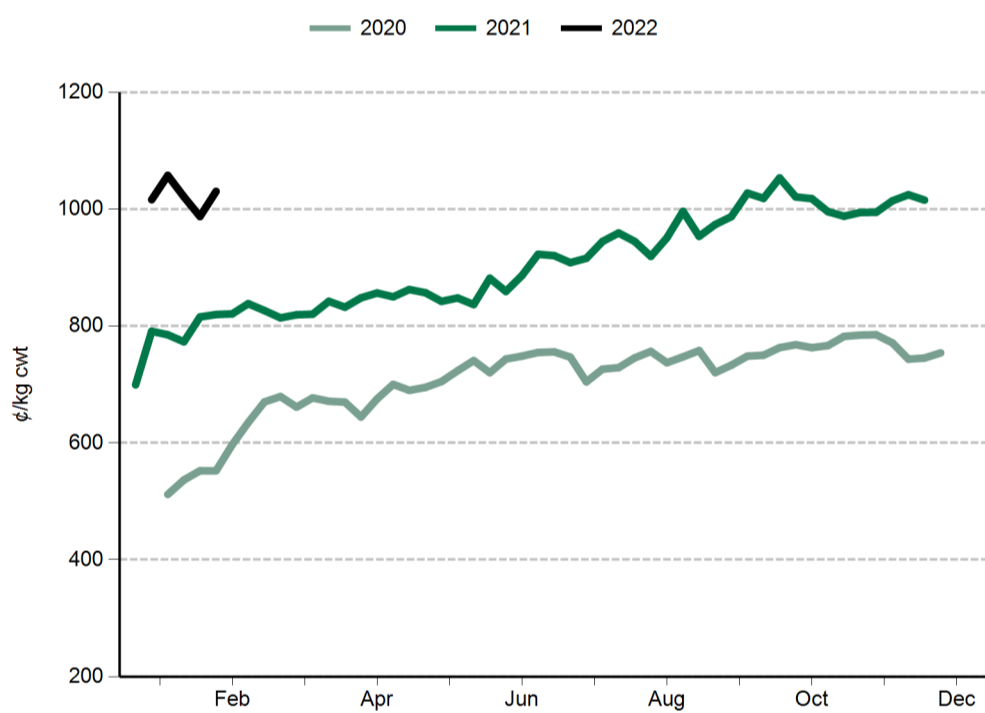
Eastern Young Cattle Indicator (EYCI)



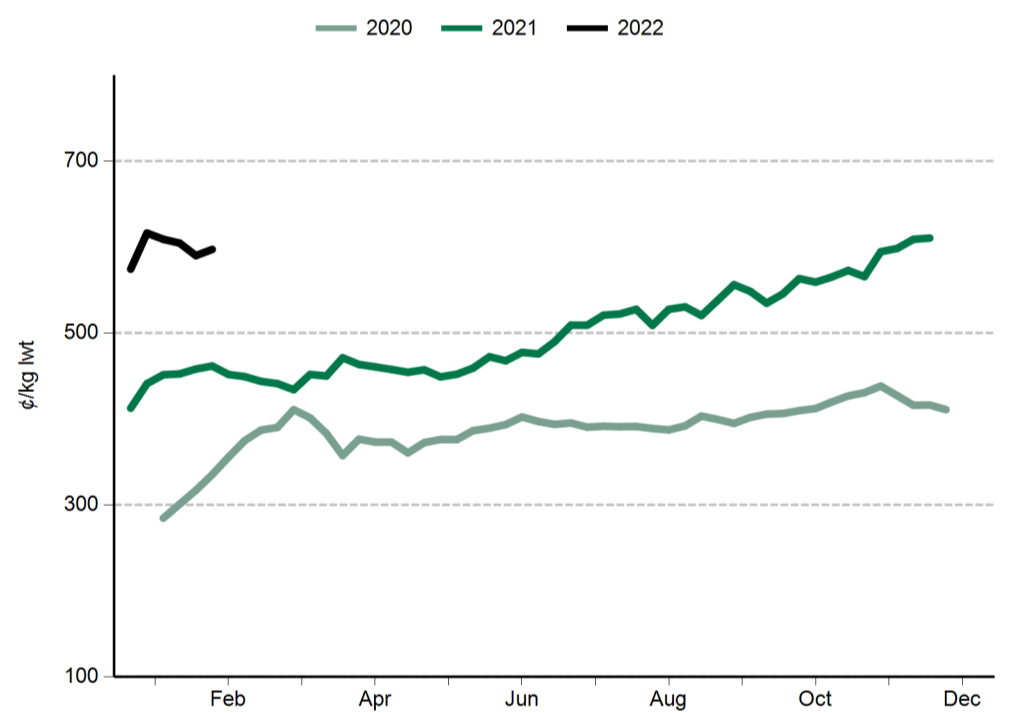
Western Young Cattle Indicator (WYCI)



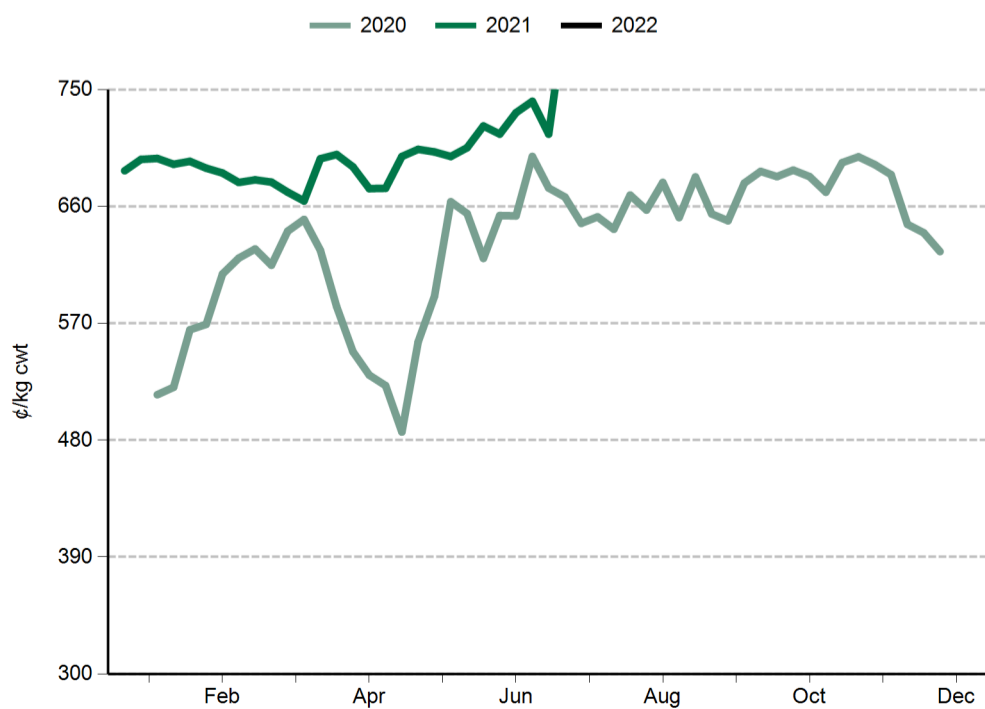
Trade steer



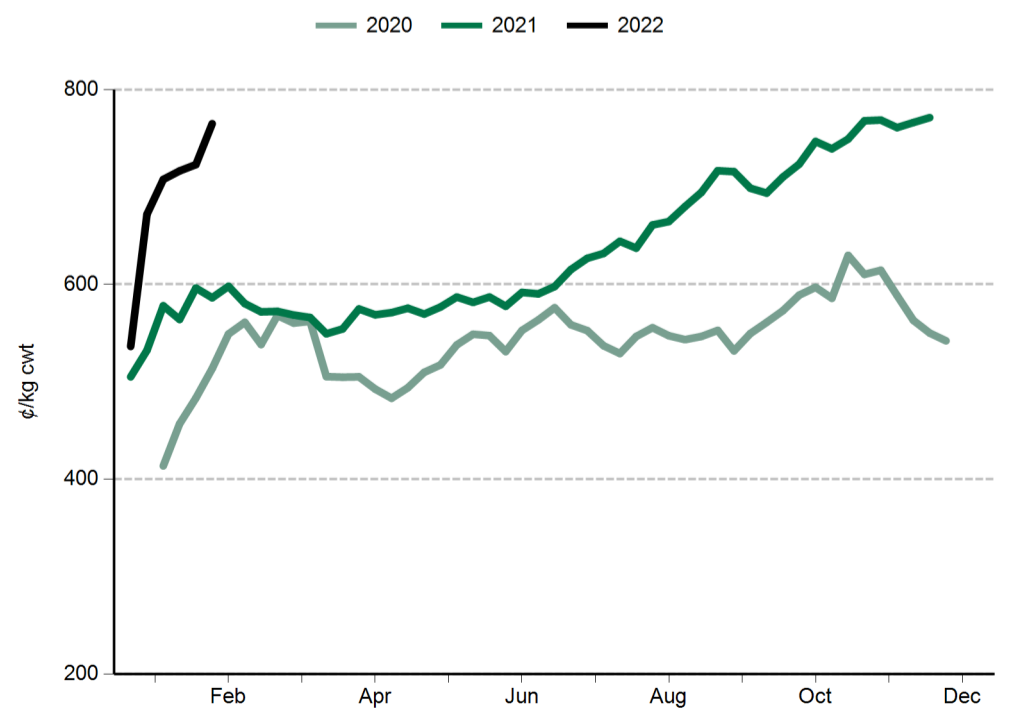
Feeder steer



Heavy steer



Medium cow



Sheep and lamb prices

Eastern States Trade Lamb Indicator (¢/kg cwt)	8 Feb 2022	9 Feb 2021
ESTLI	828	845

National saleyard sheep and lamb indicators (¢/kg cwt)		8 Feb 2022	9 Feb 2021
Merino lamb	16-22kg	766	772
Restocker/feeder lamb	0-18kg	911	957
Light lamb	12-18kg	850	865
Trade lamb	18-22kg	830	841
Heavy lamb	22+kg	832	845
Mutton	18-24kg	580	609

National OTH sheep and lamb indicators (¢/kg cwt)		12 Feb 2021
Medium trade lamb	18-20kg	773
Heavy trade lamb	20-22kg	773
Heavy lamb	22-24kg	780
Mutton	18-24kg	548

State saleyard sheep and lamb indicators (¢/kg cwt)		Victoria		NSW		SA		WA		Tasmania	
		8 Feb 2022	9 Feb 2021	8 Feb 2022	9 Feb 2021	8 Feb 2022	9 Feb 2021	8 Feb 2022	9 Feb 2021	8 Feb 2022	9 Feb 2021
Merino lamb	16-22kg	714	764	779	771	782	786	827	675	nq	nq
Restocker/feeder lamb	0-18kg	852	973	985	983	987	868	820	650	957	1081
Light lamb	12-18kg	826	881	871	888	902	866	797	708	771	992
Trade lamb	18-22kg	831	846	833	861	791	798	840	734	801	850
Heavy lamb	22+kg	835	834	833	863	800	798	881	739	792	725
Mutton	18-24kg	565	627	608	645	508	583	557	528	652	618

Over-the-hooks sheep and lamb indicators (¢/kg cwt)		Victoria	NSW	SA	WA	Tasmania
		12 Feb 2021	12 Feb 2021	12 Feb 2021	12 Feb 2021	12 Feb 2021
Medium trade lamb	18-20kg	768	750	800	nq	nq
Heavy trade lamb	20-22kg	768	750	800	nq	nq
Heavy lamb	22-24kg	790	750	800	nq	nq
Mutton	18-24kg	593	545	520	533	nq

Live export price quotes (A\$/head)		1 Feb 2022	9 Feb 2021
Live wether	Muchea	nq	nq

Glossary:

cwt – carcase weight

lwt – live weight

OTH – over-the-hooks. Refers to the marketing of cattle/sheep/lambs directly from the farm to an abattoir where a producer is paid for the value of the carcase based on a sliding grid.

CIF – Cost, insurance, freight. The quoted price for the goods including freight and insurance costs delivered to final destination.

C&F – Cost and freight. Refers to the quoted price for the goods, including freight to the delivery point, but not insurance.

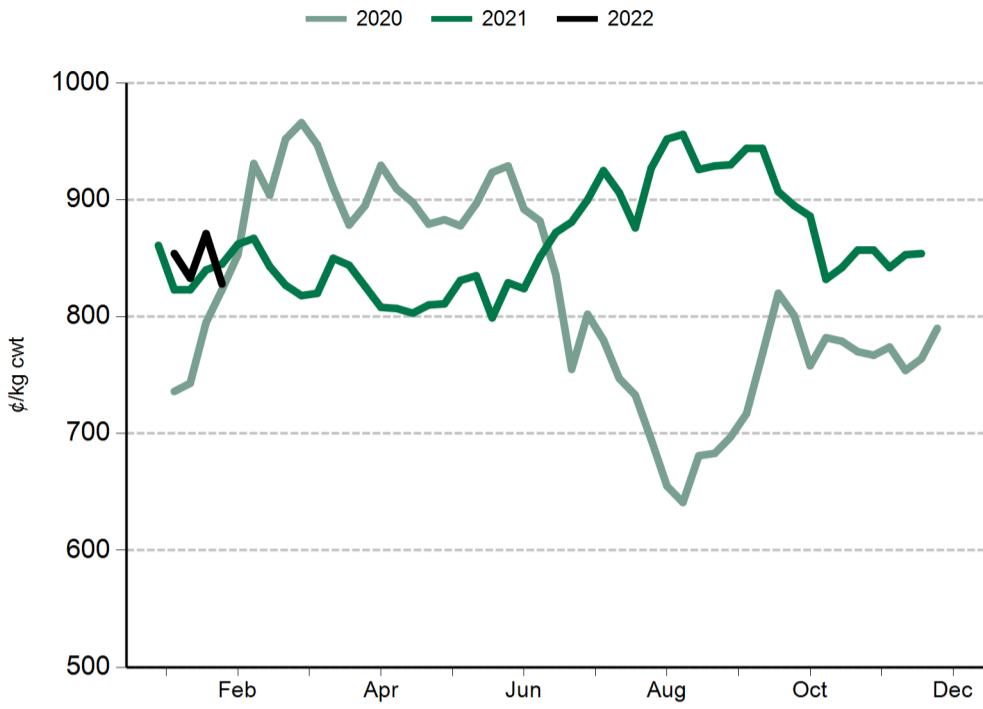
FAS – Free alongside ship. Refers to export price quotes where the seller is obliged to pay warehouse services, packing, inland freight and port charges, but not placement of goods onto the ship. The buyer is obliged to pay overseas freight, charges in foreign port, customs duties, quarantine and delivery to final destination. (See also 'FOB').

EYCI – Eastern Young Cattle Indicator. A seven day rolling average from 24 saleyards across NSW, Victoria and Queensland. It includes vealer and yearling heifers and steers, grade score C2 or C3, with live weight from 200kg.

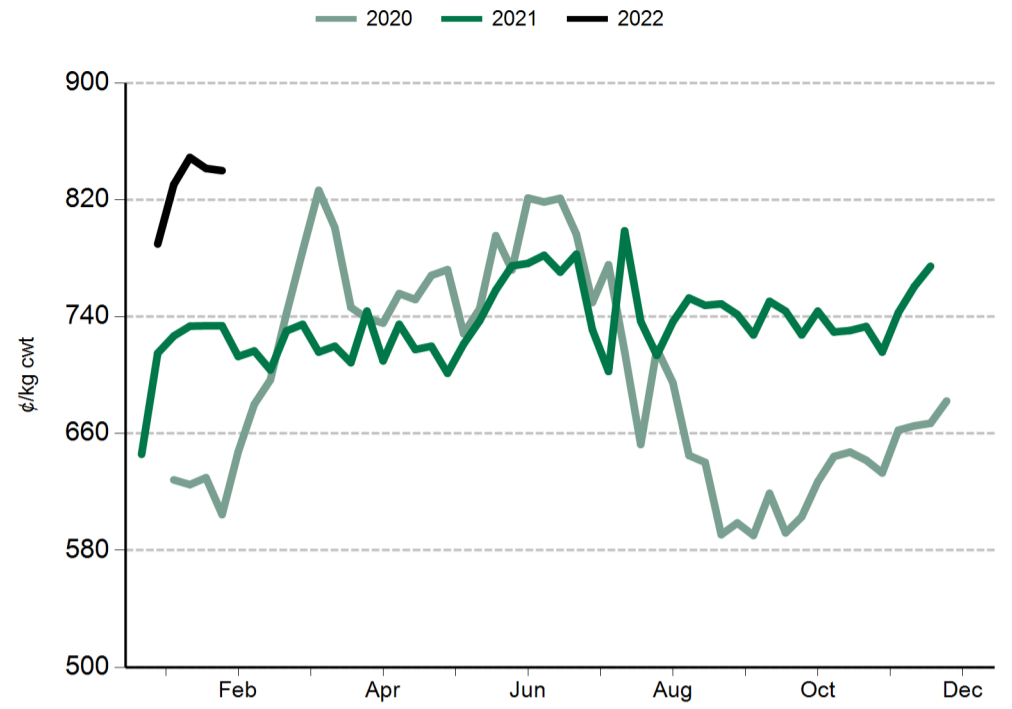
WYCI – Western Young Cattle Indicator. A benchmark of the value of young cattle in WA saleyards. It includes vealer and yearling heifers and steers, grade score C2 or C3, 180kg+ live weight.

All data is collected by MLA's NLRS, unless specified otherwise.

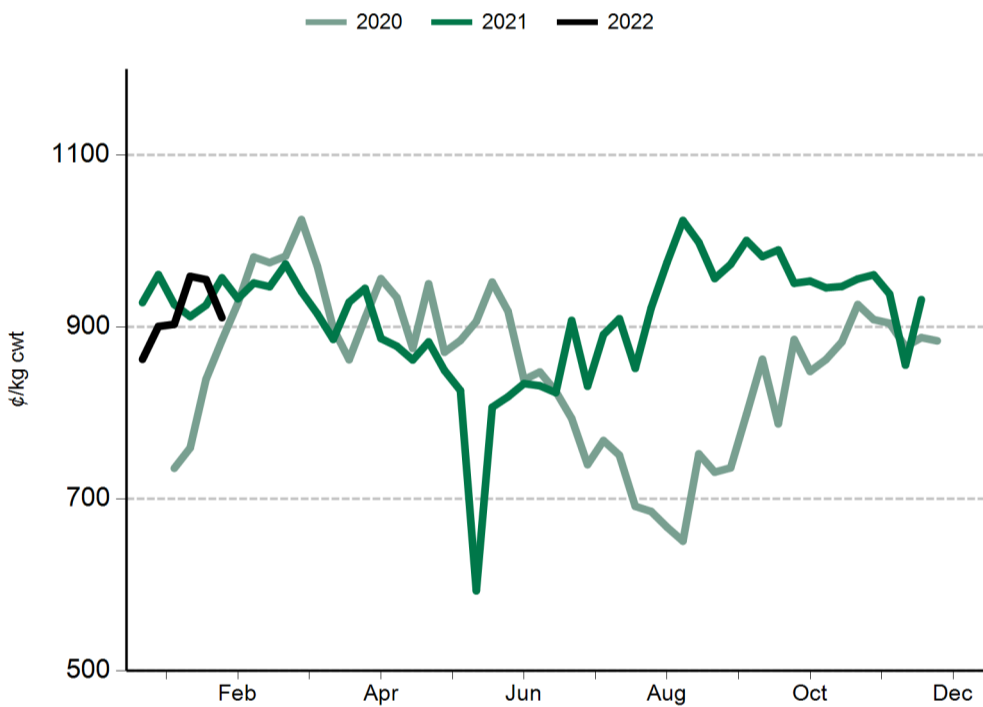
Eastern States Trade Lamb Indicator (ESTLI)



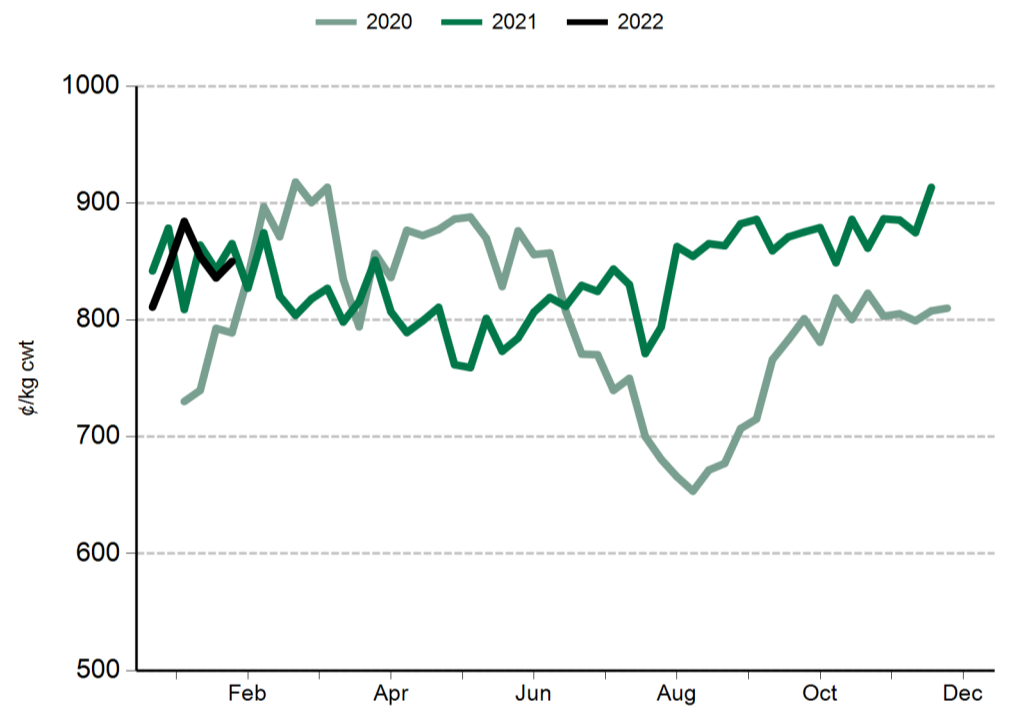
Western Trade Lamb Indicator (WTLI)



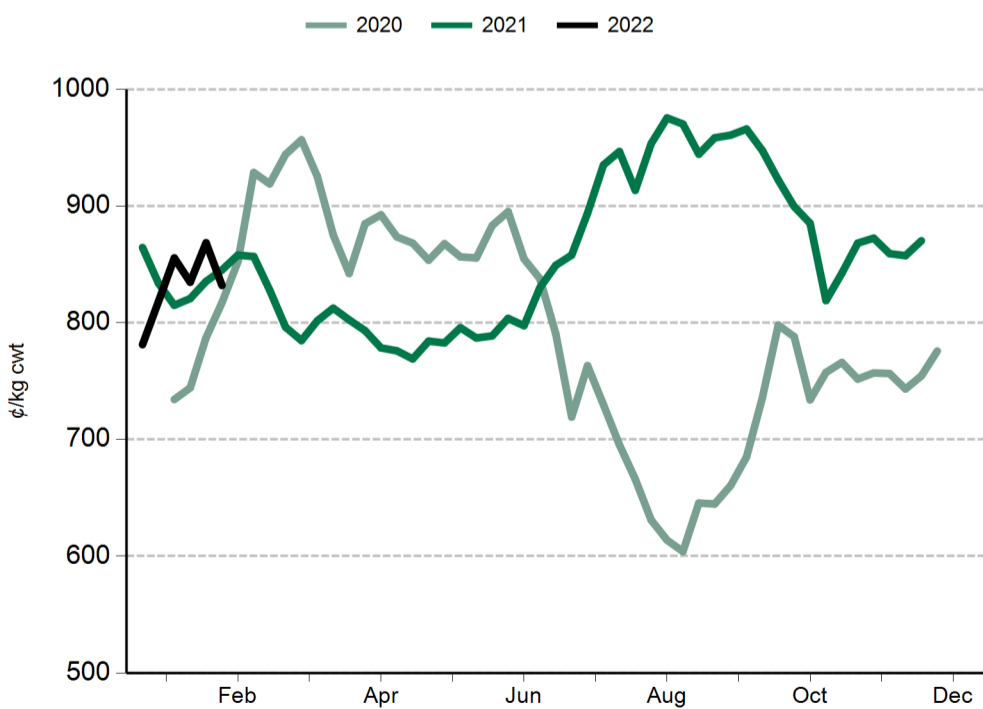
Restocker lamb



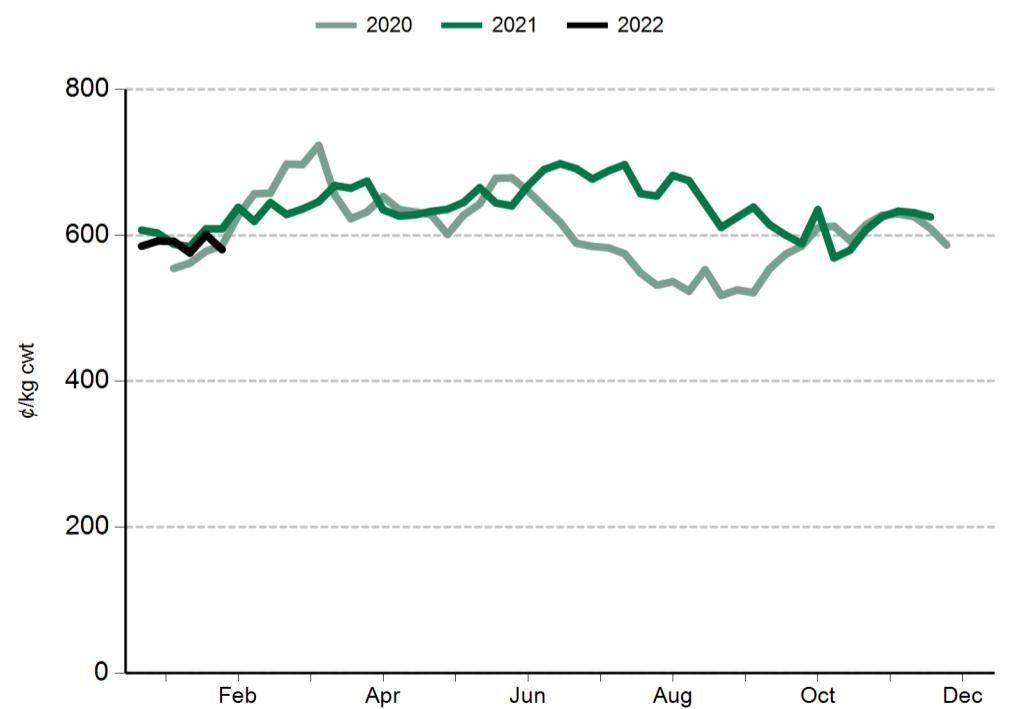
Light lamb



Heavy lamb

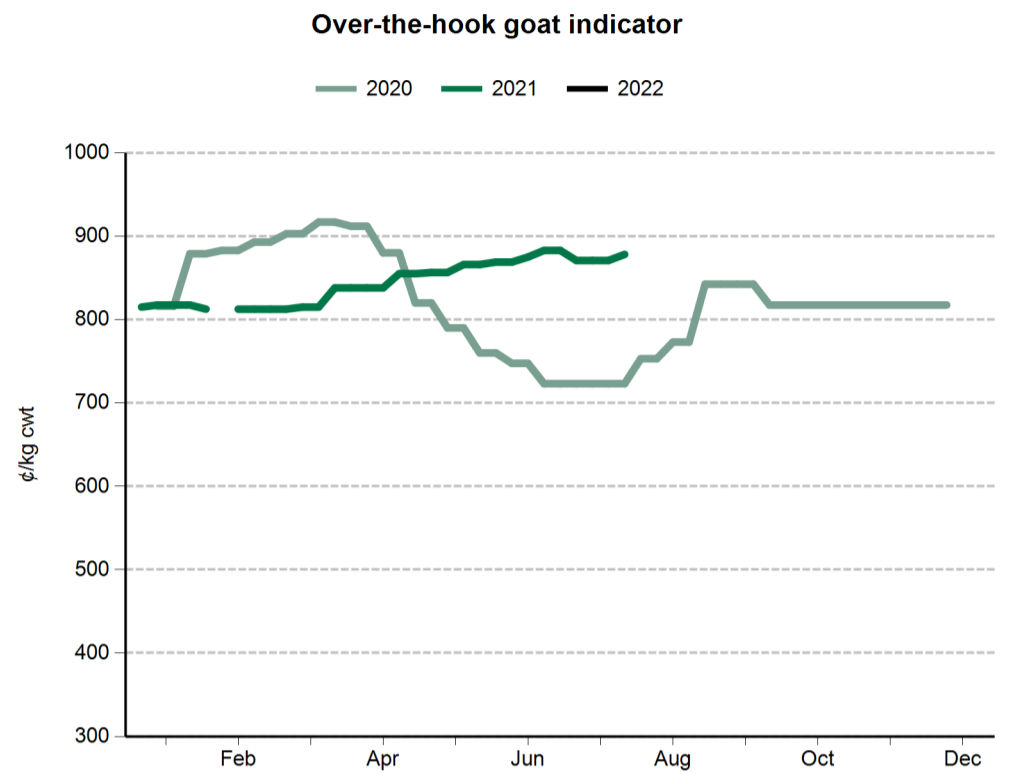


Mutton



General statistics

Over-the-hooks goat indicators (A¢/kg cwt)		12 Feb 2021
8.1-10kg		813
10.1-12kg		813
12.1-16kg		813
16.1-20kg		813
20.1kg+		813
Skin indicators - Lambs		5 Feb 2021
2" +	16.1 - 20kg	100
	20.1 - 24kg	188
	24.1kg +	288
1" - 2"	16.1 - 20kg	200
	20.1 - 24kg	50
	24.1kg +	163
0.5" - 1"	16.1 - 20kg	nq
	20.1 - 24kg	nq
	24.1kg +	125
New Season	16.1 - 20kg	nq
	20.1 - 24kg	231
	24.1kg +	313
Skin indicators - Merino sheep (average 25 micron)		
1.5" - 2"	16.1 - 20kg	500
	20.1 - 24kg	725
	24.1kg +	825



Grain prices - Darling Downs (A\$/tonne)	4 Feb 2022	28 Jan 2022	5 Feb 2021
Wheat	305	302	310
Barley	280	280	278
Sorghum	nq	nq	325
Grain prices - Riverina (A\$/tonne)			
Wheat	nq	nq	282
Barley	285	285	nq

Source: Profarmer Australia

PLEASE NOTE

MLA no longer reports on fodder prices, tallow prices or the EMI on a weekly basis.

These can be accessed separately through these links:

- [Fodder prices \(Dairy Australia\)](#)
- [Tallow prices \(MLA monthly co-product report\)](#)
- [EMI \(AWEX\)](#)

US imported beef prices (CIF)		28 Jan 2022	5 Feb 2021
Bull 95CL	US¢/lb	323.5	252.0
	A¢/kg	1006.4	718.9
Cow 90CL	US¢/lb	295.5	231.0
	A¢/kg	919.3	659.0
CC/CF 85CL	US¢/lb	267.0	207.5
	A¢/kg	830.6	592.0
Shank 90CL	US¢/lb	285.0	234.5
	A¢/kg	886.6	669.0
Trim 85CL	US¢/lb	263.5	205.5
	A¢/kg	819.8	586.3
Trim 80CL	US¢/lb	nq	177.5
	A¢/kg	nq	506.4
Trim 75CL	US¢/lb	nq	175.0
	A¢/kg	nq	499.3
Trim 65CL	US¢/lb	nq	nq
	A¢/kg	nq	nq
Outside flats	US¢/lb	nq	nq
	A¢/kg	nq	nq
Knuckles	US¢/lb	297.5	267.5
	A¢/kg	925.5	763.2
Inside cap off	US¢/lb	385.0	322.5
	A¢/kg	1197.7	920.1

Source: Steiner Consulting Group

