

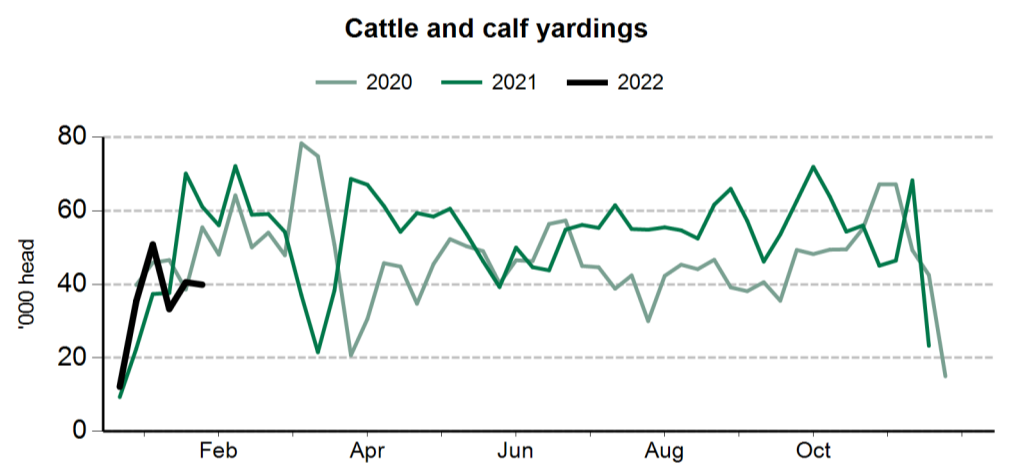
The following weekly statistical summary includes the following information:

- **Livestock movements**.....pages 1-2
 - Cattle yardings
 - Sheep yardings
 - Cattle slaughter
 - Sheep, lamb and goat slaughter
- **Cattle price indicators**.....pages 3-4
 - Saleyard indicators
 - Over-the-hook indicators
 - Live export indicators
- **Sheep and lamb indicators**.....pages 5-6
 - Saleyard indicators
 - Over-the-hook indicators
 - Live export indicators
- **General statistics**.....page 7
 - Over-the-hook goat indicators
 - Skin price indicators
 - Weekly US imported beef indicators

Cattle movements

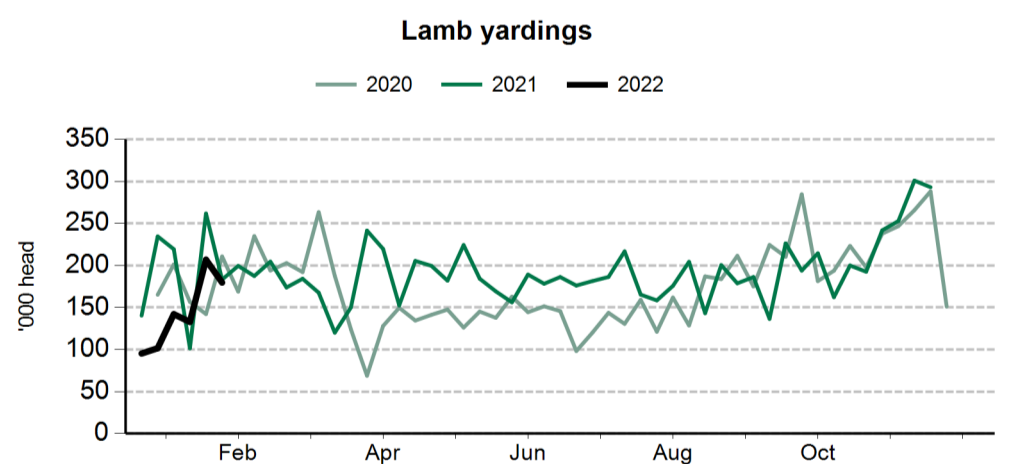
Cattle saleyard throughput		11 Feb 2022	4 Feb 2022	12 Feb 2021
Queensland	Cattle	6,742	12,614	15,432
NSW	Cattle	9,651	14,575	14,898
Victoria	Cattle	4,190	7,268	7,231
SA	Cattle	1,198	2,322	1,677
WA	Cattle	1,161	2,992	4,067
Tasmania	Cattle	107	130	80

Cattle slaughter		12 Feb 2021
Queensland	Cattle	46,926
	Calves	17
NSW	Cattle	28,704
	Calves	785
Victoria	Cattle	17,195
	Calves	1,230
SA	Cattle	3,181
	Calves	6
Tasmania	Cattle	3,464
	Calves	0

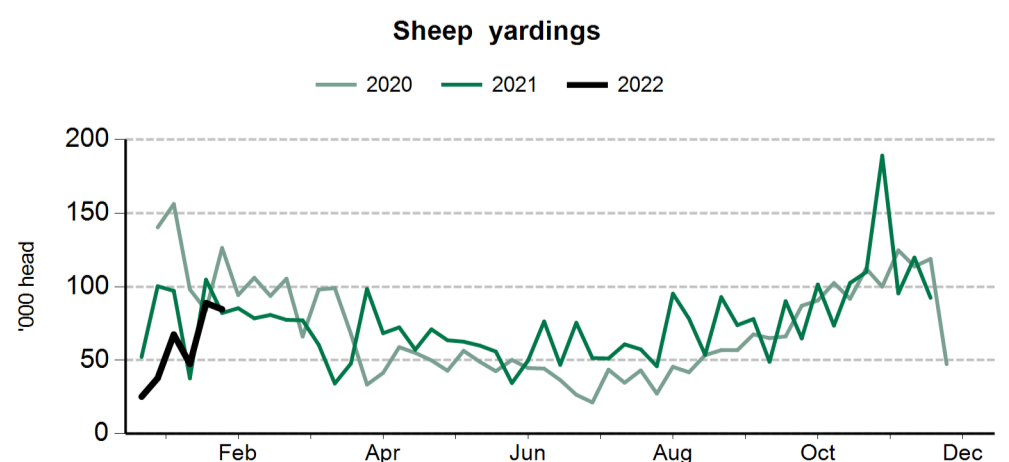


Smallstock movements

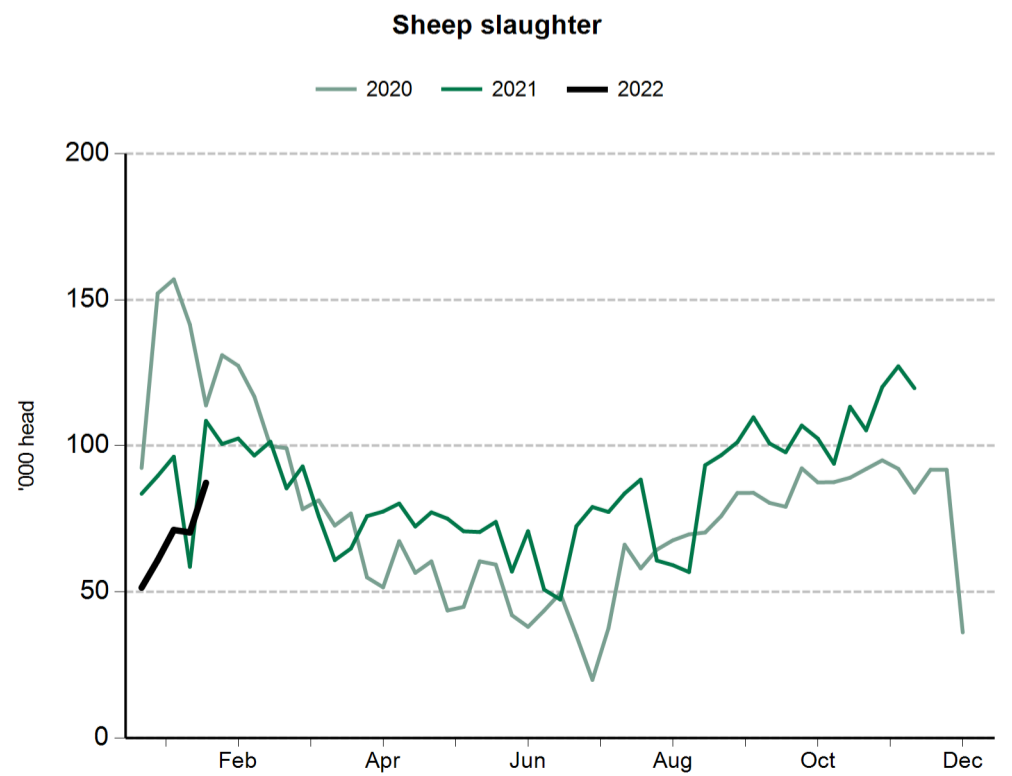
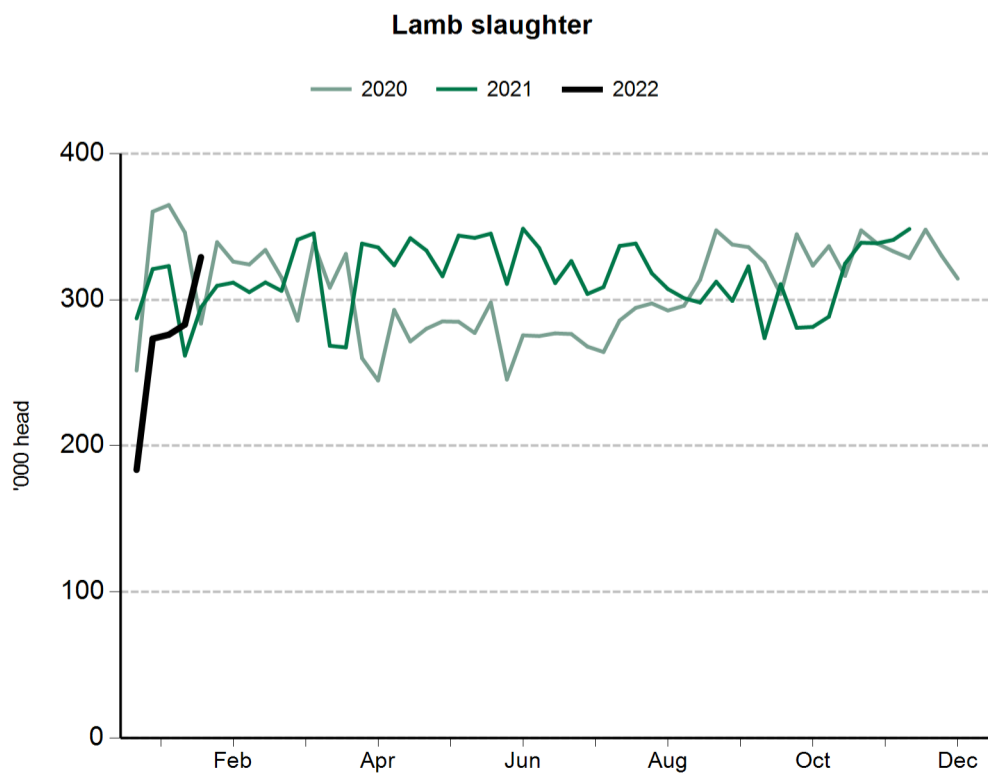
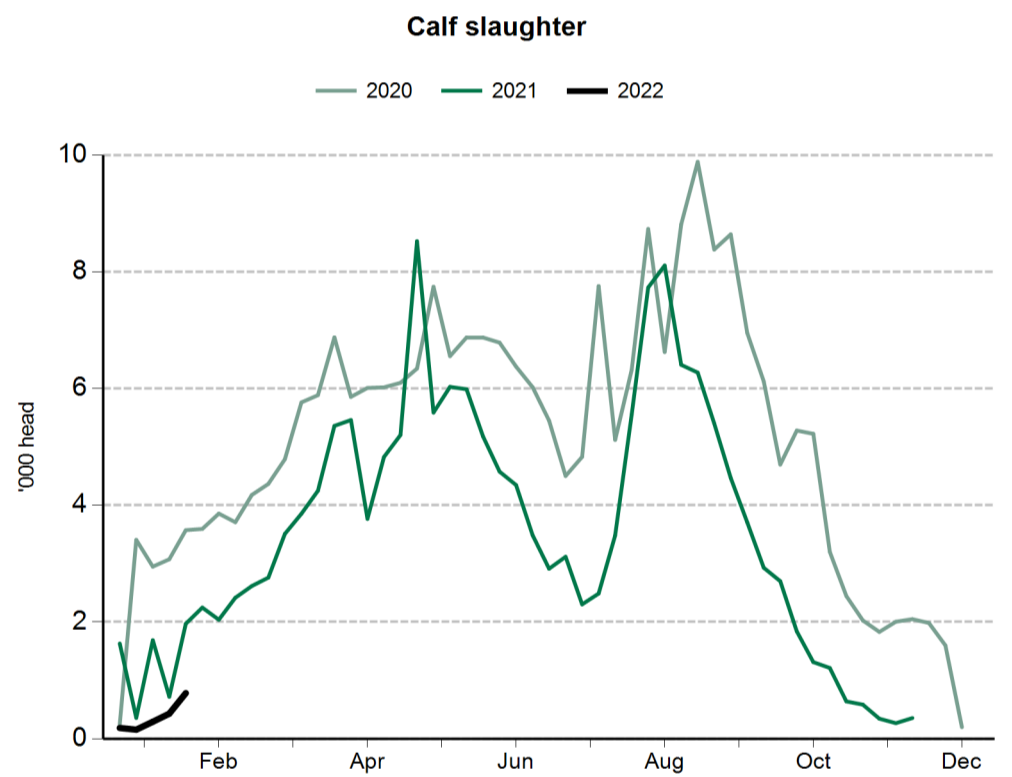
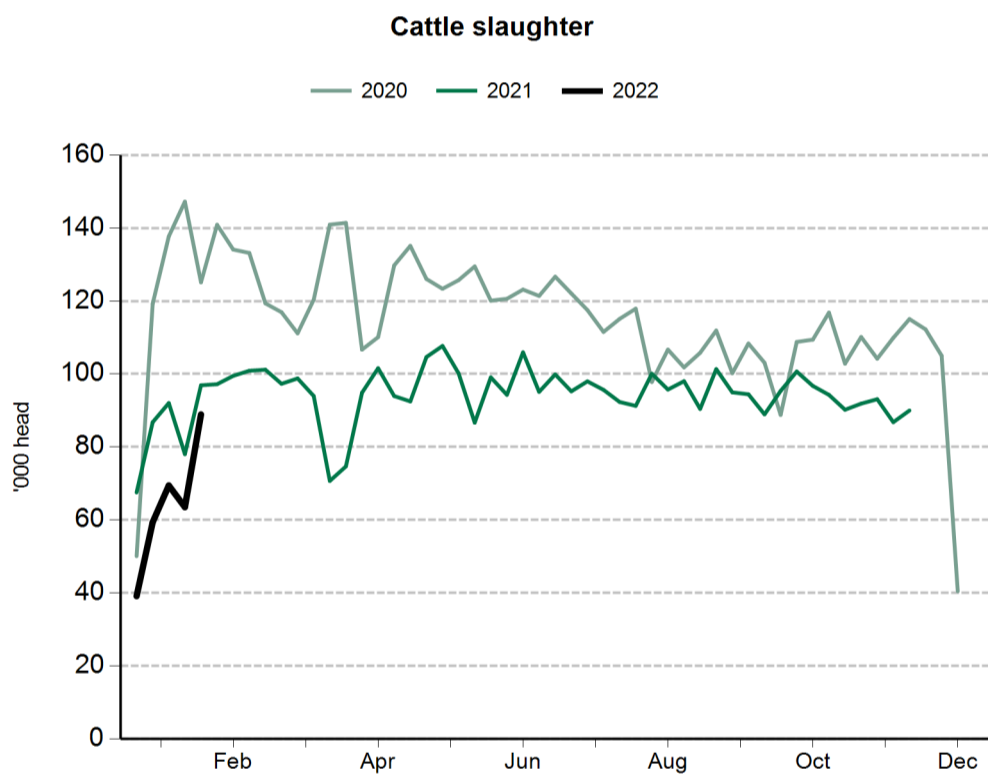
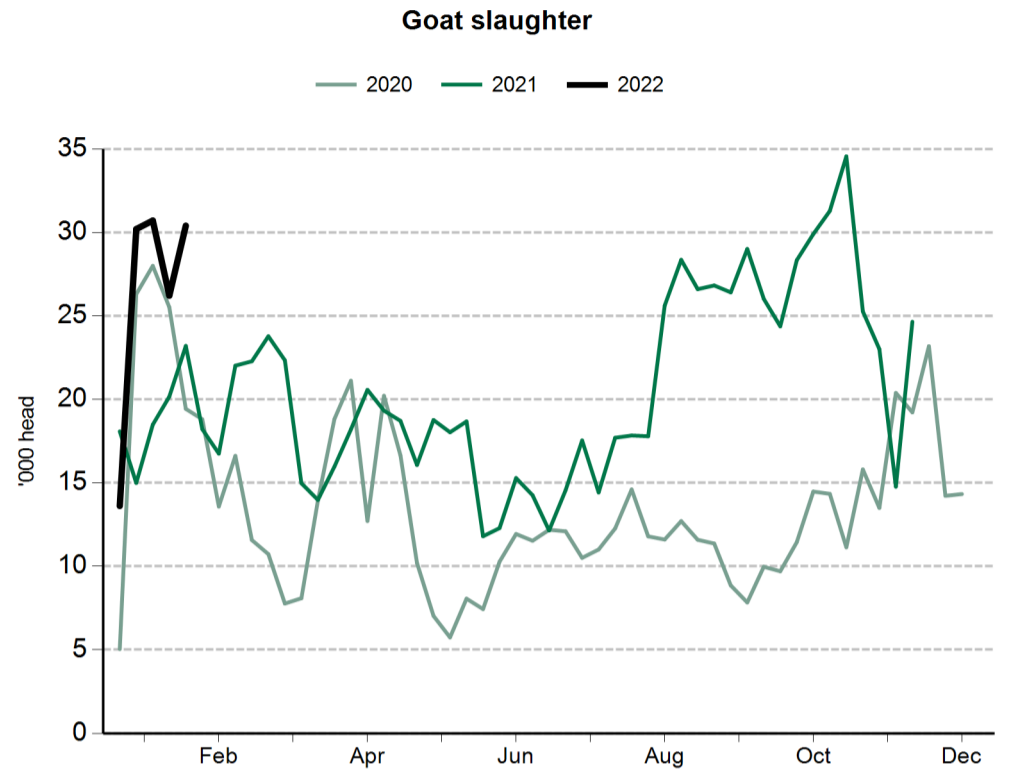
Sheep and lamb saleyard throughput		11 Feb 2022	4 Feb 2022	12 Feb 2021
NSW	Lambs	41,810	86,439	91,705
	Sheep	12,250	36,140	27,860
Victoria	Lambs	38,160	59,421	70,868
	Sheep	14,120	28,335	30,903
SA	Lambs	13,054	13,758	20,037
	Sheep	2,614	2,908	6,485
WA	Lambs	7,300	17,644	13,500
	Sheep	3,321	16,266	16,706
Tasmania	Lambs	1,736	1,131	2,400
	Sheep	2,076	684	2,527



Sheep and lamb slaughter		12 Feb 2021
Queensland	Lambs	446
	Sheep	466
NSW	Lambs	105,588
	Sheep	50,750
Victoria	Lambs	145,569
	Sheep	48,088
SA	Lambs	55,602
	Sheep	1,171
Tasmania	Lambs	4,472
	Sheep	2,004



Goat slaughter		12 Feb 2021
Queensland	Goats	7,023
NSW	Goats	876
Victoria	Goats	5,021
SA	Goats	3,833
Tasmania	Goats	nq



Cattle prices

National saleyard indicators	Live weight	Muscle/Fat	Unit	15 Feb 2022	16 Feb 2021
Restocker Steer	200-280kg	C2	¢/kg lwt	731	528
Feeder Steer	330-400kg	C2	¢/kg lwt	605	451
Vealer Steer	280-330kg	C2	¢/kg lwt	656	476
			¢/kg cwt	1247	914
Trade Steer	330-400kg	C3	¢/kg lwt	556	440
			¢/kg cwt	1053	821
Medium Steer	400-500kg	C3	¢/kg lwt	508	397
			¢/kg cwt	954	742
Heavy Steer	500-600kg	C4	¢/kg lwt	459	374
			¢/kg cwt	836	686
Medium Cow	400-520kg	D3	¢/kg lwt	372	294
			¢/kg cwt	771	598
Eastern Young Cattle Indicator (EYCI)			¢/kg cwt	1118.00	865.75

Eastern states OTH indicators	Carcase weight	Muscle	Unit	19 Feb 2021
Trade steer	240-260kg	A-C	¢/kg cwt	642
Medium steer	260-280kg	A-C	¢/kg cwt	661
Heavy steer	300-400kg	A-C	¢/kg cwt	670
Medium cow	260-280kg	A-E	¢/kg cwt	546
MSA trade steer	240-260kg	A-C	¢/kg cwt	684

Feeder cattle indicators - paddock sales	Unit	12 Feb 2021
Domestic	Unit	
Steers 280-350kg	¢/kg lwt	468
Heifers 280-350kg	¢/kg lwt	415
Export	Unit	
Shortfed 100-120 DOF	¢/kg lwt	413
Mediumfed 120-220 DOF	¢/kg lwt	415
Longfed 220+ DOF	¢/kg lwt	330

State saleyard indicators				Queensland		NSW		Victoria		SA		Tasmania	
Category	Live weight	Muscle/Fat	Unit	15 Feb 2022	16 Feb 2021	15 Feb 2022	16 Feb 2021	15 Feb 2022	16 Feb 2021	15 Feb 2022	16 Feb 2021	15 Feb 2022	16 Feb 2021
Restocker Steer	200-280kg	C2	¢/kg lwt	736	530	700	493	nq	nq	nq	nq	nq	nq
Feeder Steer	330-400kg	C2	¢/kg lwt	619	450	593	456	509	432	547	380	nq	nq
Vealer Steer	280-330kg	C2	¢/kg lwt	nq	nq	689	517	565	456	625	518	nq	474
			¢/kg cwt	nq	nq	1302	959	1073	846	1225	1036	nq	912
Trade Steer	330-400kg	C3	¢/kg lwt	nq	455	572	462	505	428	565	420	nq	nq
			¢/kg cwt	nq	827	1041	834	934	789	1123	840	nq	nq
Medium Steer	400-500kg	C3	¢/kg lwt	491	388	521	404	501	409	515	397	nq	nq
			¢/kg cwt	909	721	978	750	938	768	971	793	nq	nq
Heavy Steer	500-600kg	C4	¢/kg lwt	450	383	468	366	437	373	nq	nq	nq	nq
			¢/kg cwt	809	693	855	671	804	695	nq	nq	nq	nq
Medium Cow	400-520kg	D3	¢/kg lwt	379	297	367	285	361	292	nq	nq	338	nq
			¢/kg cwt	793	605	769	592	734	588	nq	nq	626	nq

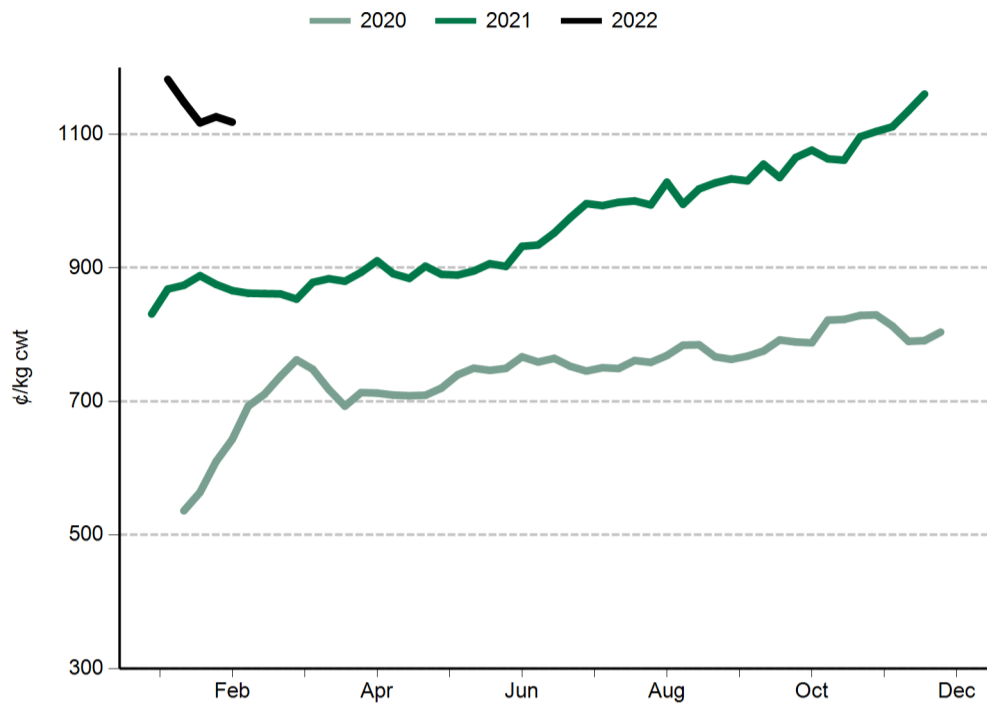
State over-the-hooks indicators				Queensland	NSW	Victoria	SA	Tasmania
Category	Carcase weight	Muscle	Unit	19 Feb 2021	19 Feb 2021	19 Feb 2021	19 Feb 2021	19 Feb 2021
Trade steer	240-260kg	A-C	¢/kg cwt	681	649	683	nq	556
Medium steer	260-280kg	A-C	¢/kg cwt	677	645	661	nq	nq
Heavy steer	300-400kg	A-C	¢/kg cwt	687	655	667	nq	nq
Medium cow	260-280kg	A-E	¢/kg cwt	579	550	523	582	497
MSA trade steer	240-260kg	A-C	¢/kg cwt	677	690	nq	nq	nq

WA saleyard indicators	Unit	15 Feb 2022	16 Feb 2021
WYCI	¢/kg cwt	1109	880
Medium Steer	¢/kg lwt	470	409
Medium Cow	¢/kg lwt	356	292

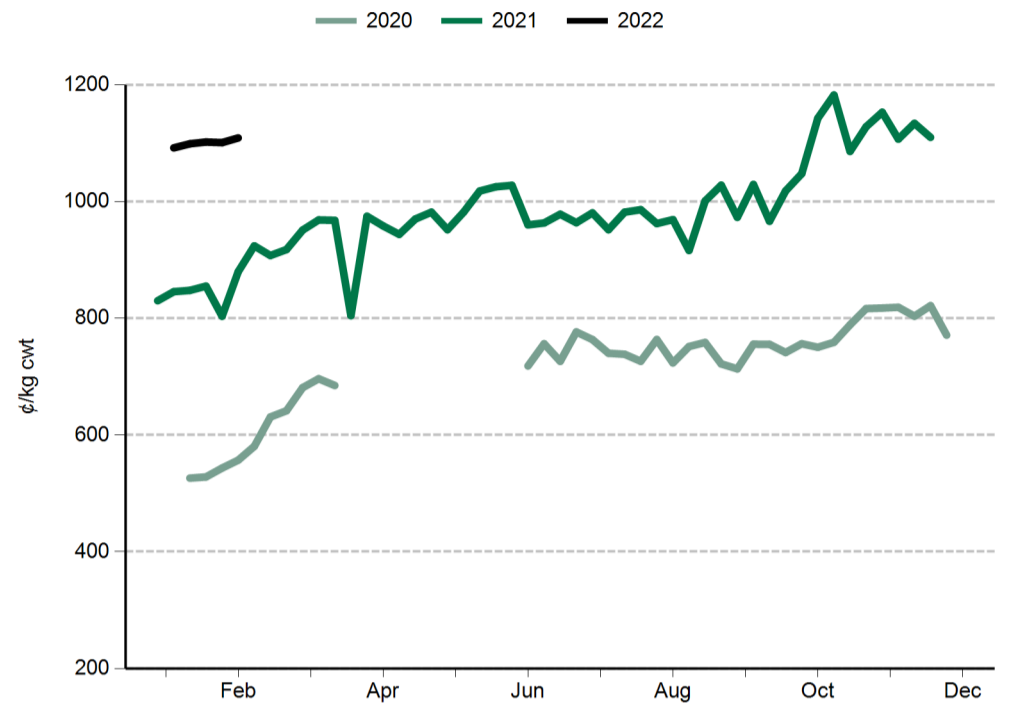
WA over-the-hooks indicators	Unit	19 Feb 2021
Grassfed yearling	¢/kg cwt	700
Grainfed yearling	¢/kg cwt	700
MSA yearling	¢/kg cwt	720

Live Export Price Quotes			Unit	4 Feb 2022	12 Feb 2021
Light Steer	260 - 360 kg	Townsville	¢/kg lwt	nq	410
	260 - 360 kg	Darwin	¢/kg lwt	520	nq
Light Heifer	260 - 360 kg	Townsville	¢/kg lwt	nq	380
	260 - 360 kg	Darwin	¢/kg lwt	490	nq

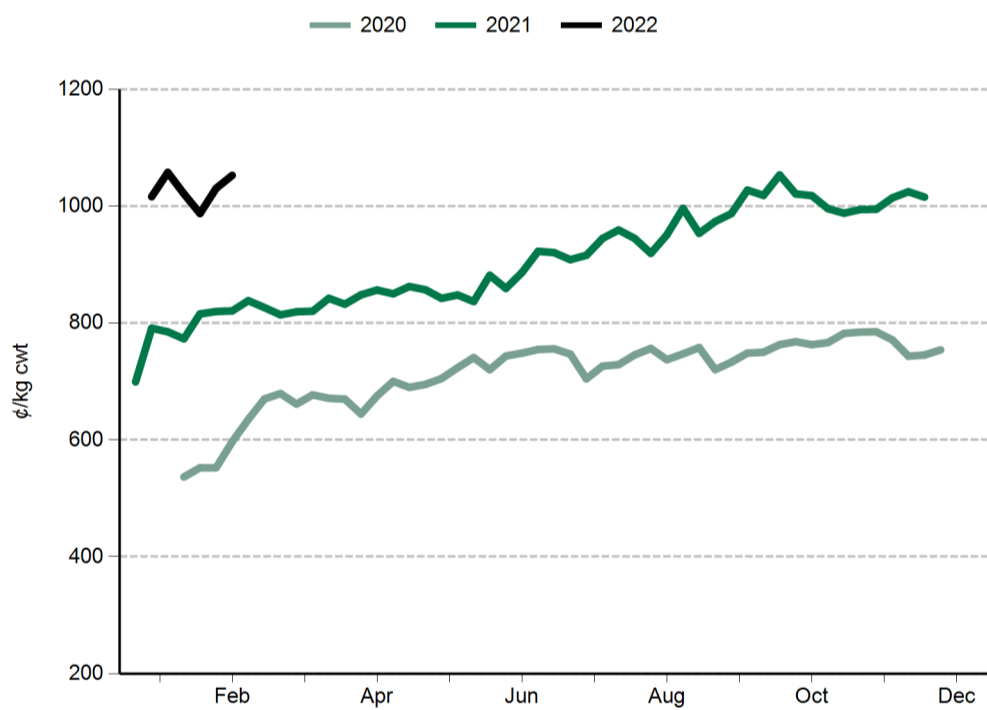
Eastern Young Cattle Indicator (EYCI)



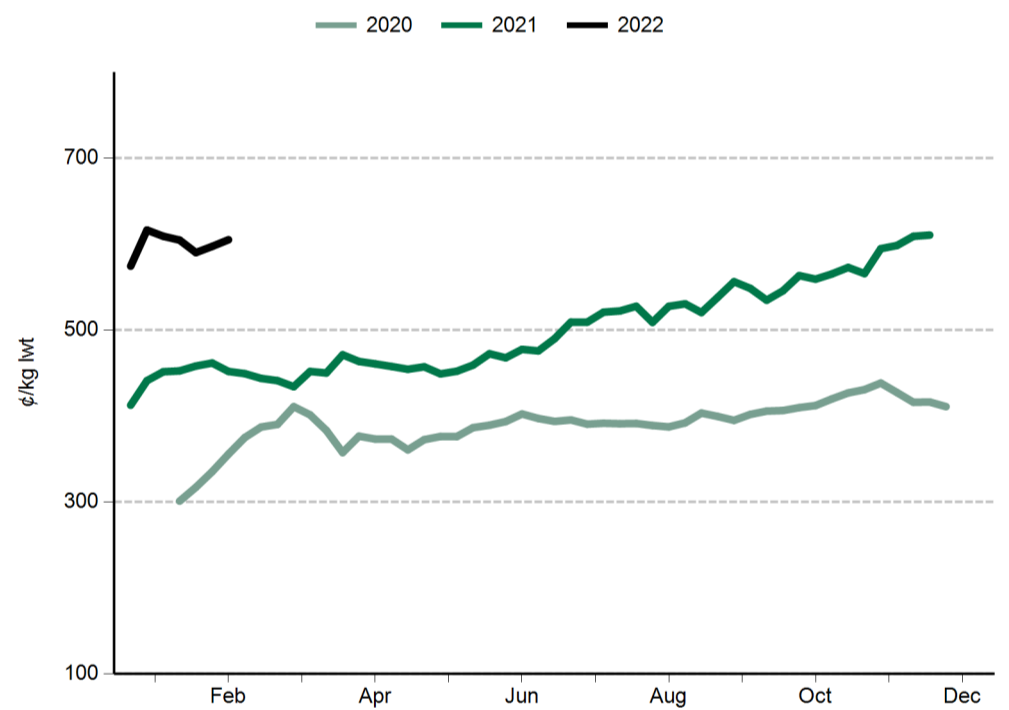
Western Young Cattle Indicator (WYCI)



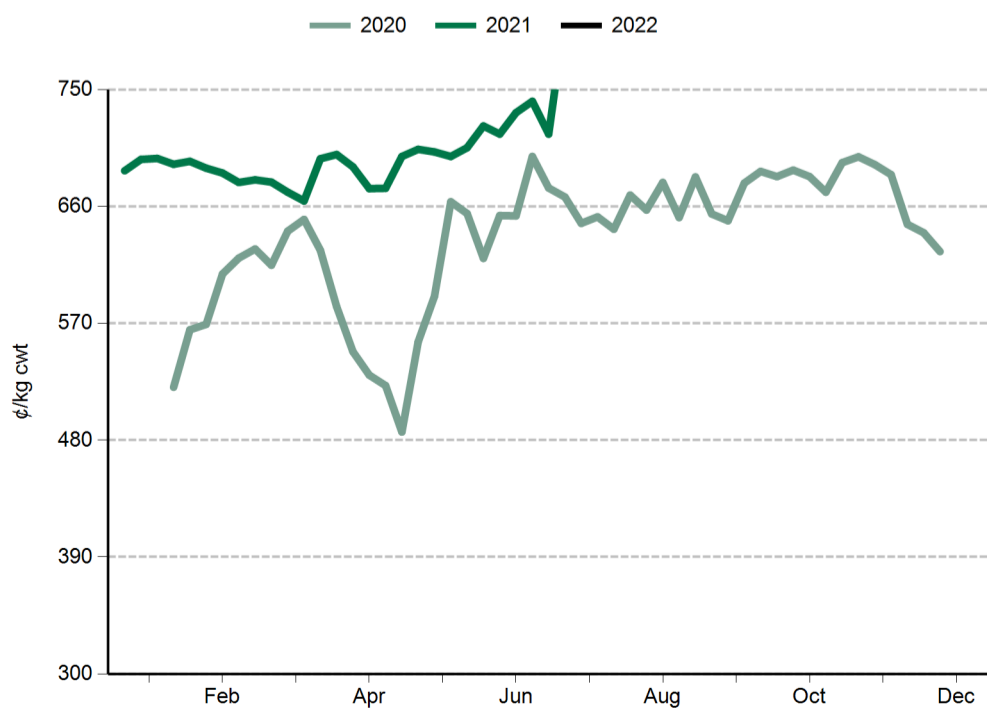
Trade steer



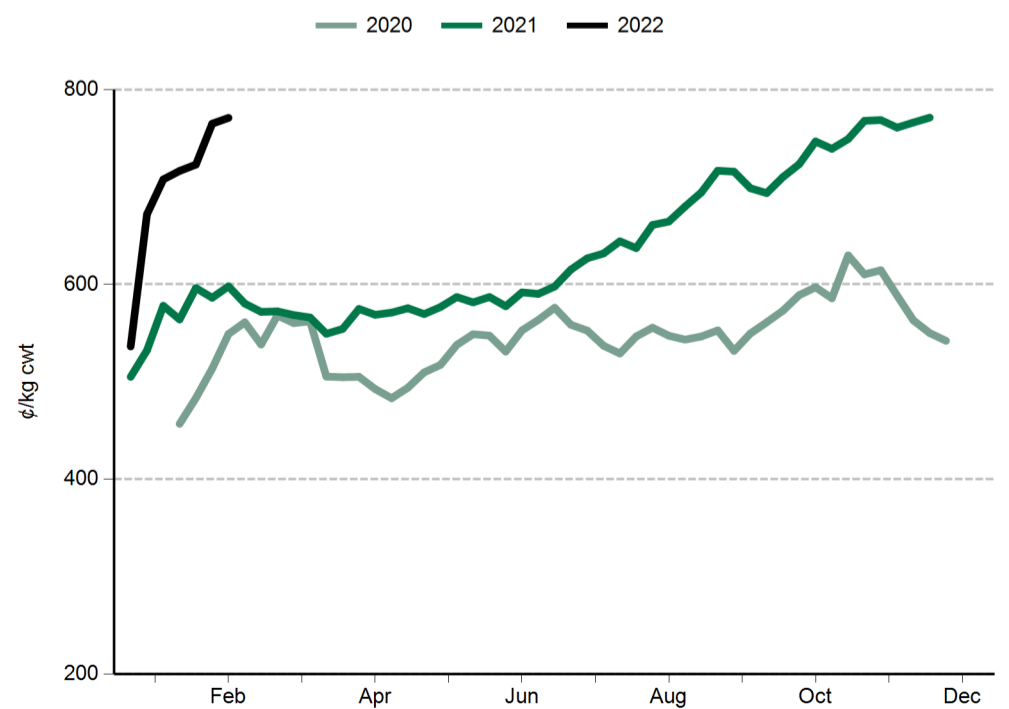
Feeder steer



Heavy steer



Medium cow



Sheep and lamb prices

Eastern States Trade Lamb Indicator (¢/kg cwt)	15 Feb 2022	16 Feb 2021
ESTLI	826	862

National saleyard sheep and lamb indicators (¢/kg cwt)		15 Feb 2022	16 Feb 2021
Merino lamb	16-22kg	770	762
Restocker/feeder lamb	0-18kg	935	933
Light lamb	12-18kg	844	827
Trade lamb	18-22kg	825	848
Heavy lamb	22+kg	832	858
Mutton	18-24kg	581	638

National OTH sheep and lamb indicators (¢/kg cwt)		19 Feb 2021
Medium trade lamb	18-20kg	760
Heavy trade lamb	20-22kg	760
Heavy lamb	22-24kg	764
Mutton	18-24kg	558

State saleyard sheep and lamb indicators (¢/kg cwt)		Victoria		NSW		SA		WA		Tasmania
		15 Feb 2022	16 Feb 2021	15 Feb 2022	16 Feb 2021	15 Feb 2022	16 Feb 2021	15 Feb 2022	16 Feb 2021	15 Feb 2022
Merino lamb	16-22kg	763	819	771	764	778	783	744	650	nq
Restocker/feeder lamb	0-18kg	913	964	1027	1010	1011	860	759	718	785
Light lamb	12-18kg	885	921	845	894	917	796	737	699	664
Trade lamb	18-22kg	821	874	837	863	809	795	821	713	748
Heavy lamb	22+kg	843	873	830	863	808	779	850	668	791
Mutton	18-24kg	589	663	592	675	576	580	543	529	619

Over-the-hooks sheep and lamb indicators (¢/kg cwt)		Victoria	NSW	SA	WA	Tasmania
		19 Feb 2021	19 Feb 2021	19 Feb 2021	19 Feb 2021	19 Feb 2021
Medium trade lamb	18-20kg	773	750	807	710	nq
Heavy trade lamb	20-22kg	773	750	807	710	nq
Heavy lamb	22-24kg	790	750	807	710	nq
Mutton	18-24kg	613	565	520	533	nq

Live export price quotes (A\$/head)		8 Feb 2022	16 Feb 2021
Live wether	Muchea	nq	nq

Glossary:

cwt – carcase weight

lwt – live weight

OTH – over-the-hooks. Refers to the marketing of cattle/sheep/lambs directly from the farm to an abattoir where a producer is paid for the value of the carcase based on a sliding grid.

CIF – Cost, insurance, freight. The quoted price for the goods including freight and insurance costs delivered to final destination.

C&F – Cost and freight. Refers to the quoted price for the goods, including freight to the delivery point, but not insurance.

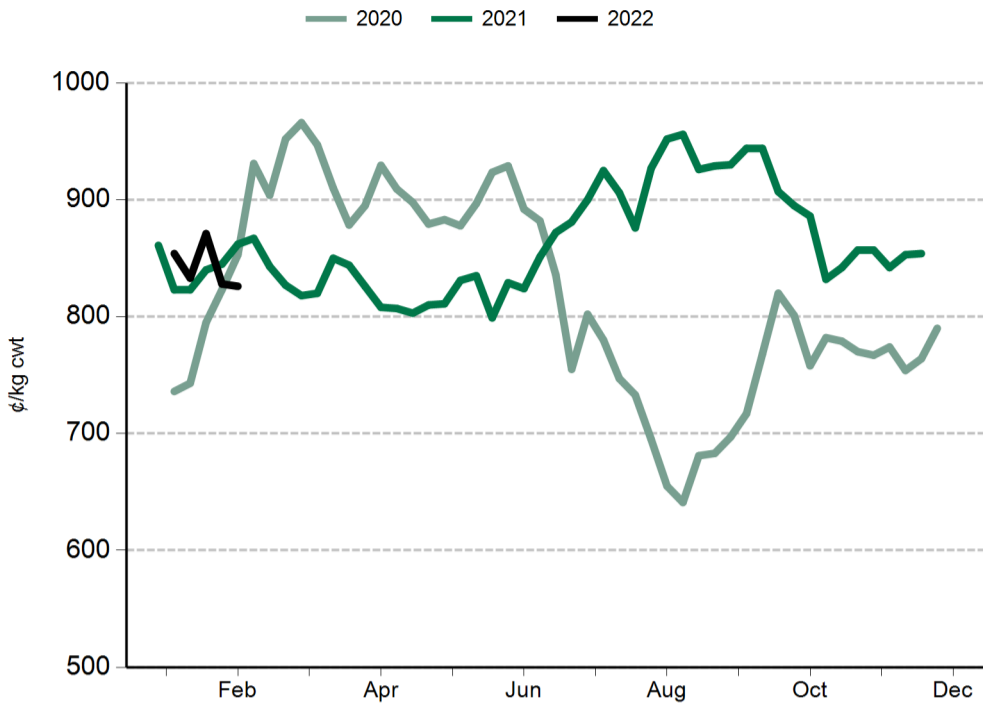
FAS – Free alongside ship. Refers to export price quotes where the seller is obliged to pay warehouse services, packing, inland freight and port charges, but not placement of goods onto the ship. The buyer is obliged to pay overseas freight, charges in foreign port, customs duties, quarantine and delivery to final destination. (See also 'FOB').

EYCI – Eastern Young Cattle Indicator. A seven day rolling average from 24 saleyards across NSW, Victoria and Queensland. It includes vealer and yearling heifers and steers, grade score C2 or C3, with live weight from 200kg.

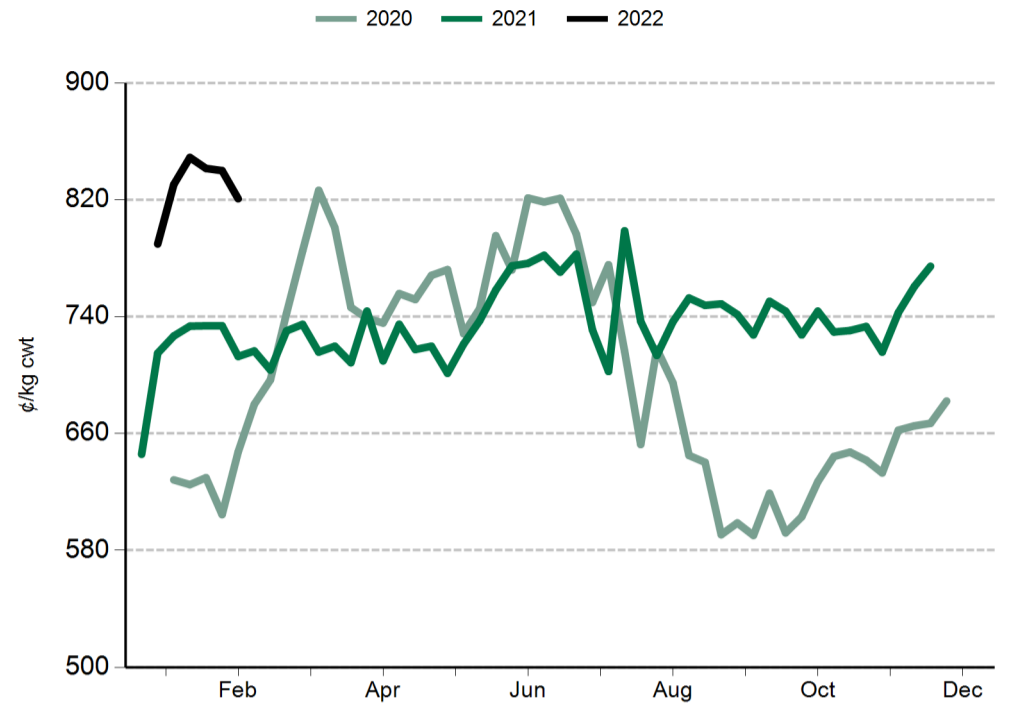
WYCI – Western Young Cattle Indicator. A benchmark of the value of young cattle in WA saleyards. It includes vealer and yearling heifers and steers, grade score C2 or C3, 180kg+ live weight.

All data is collected by MLA's NLRS, unless specified otherwise.

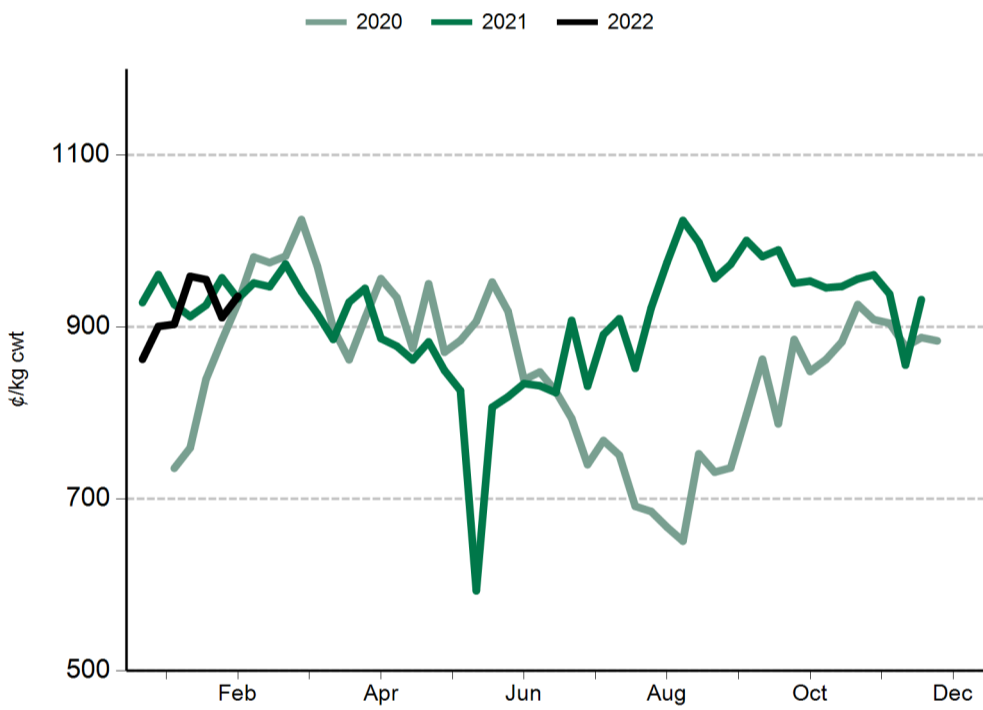
Eastern States Trade Lamb Indicator (ESTLI)



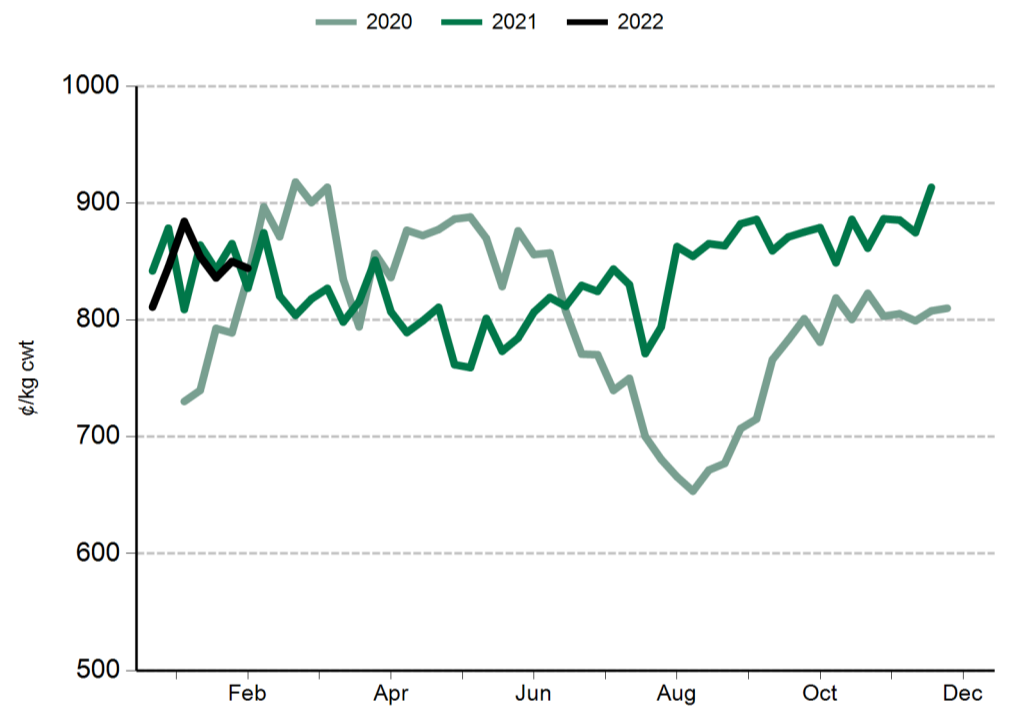
Western Trade Lamb Indicator (WTLI)



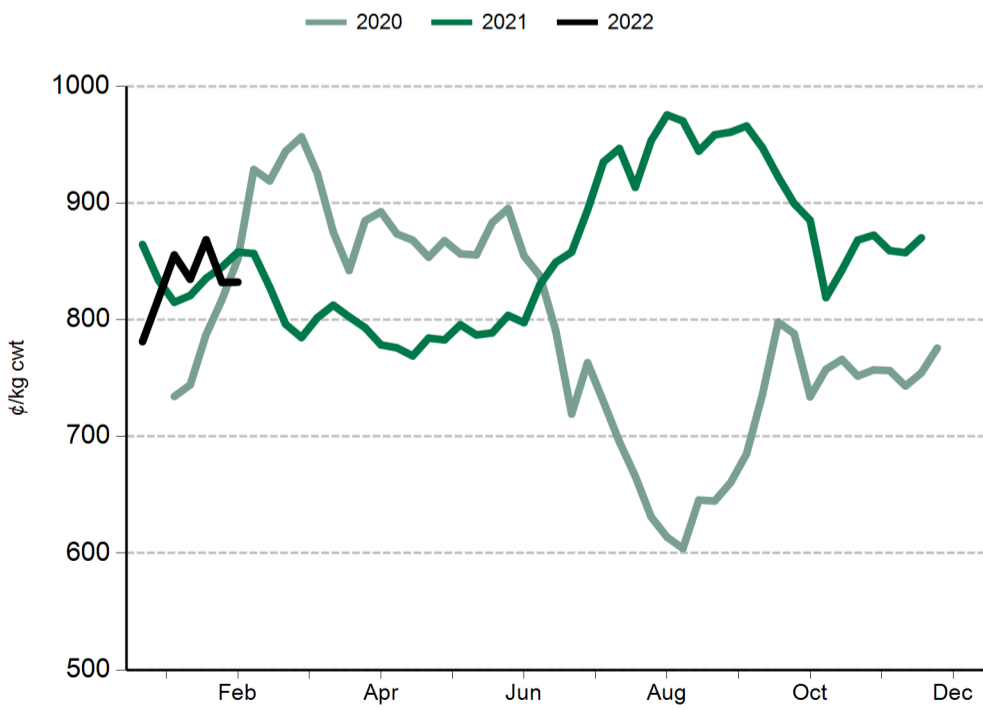
Restocker lamb



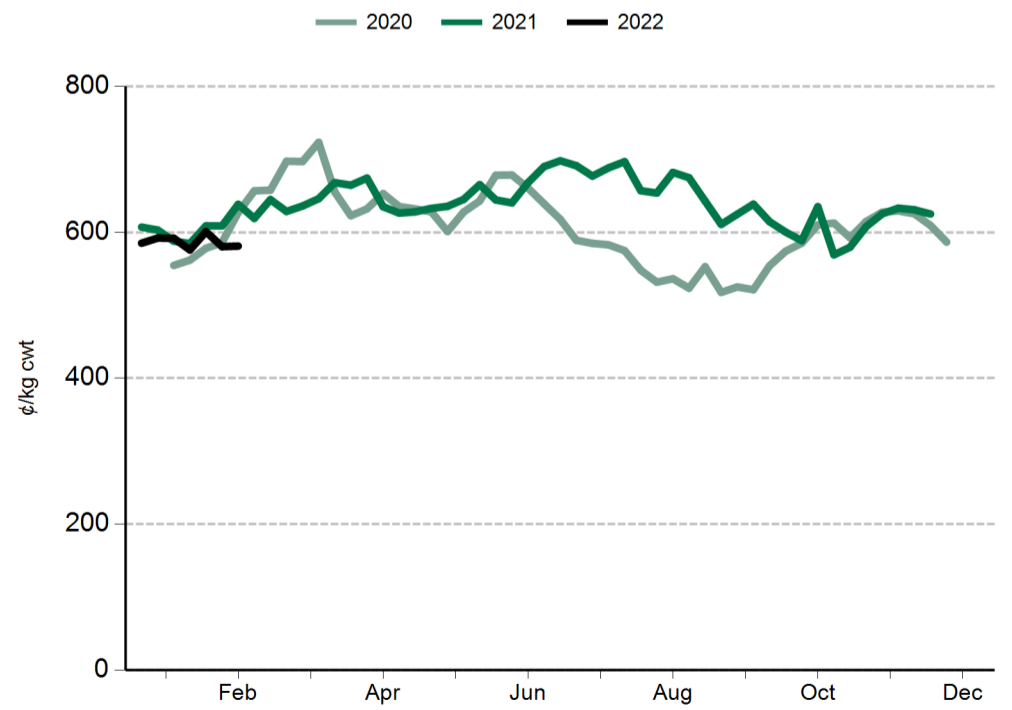
Light lamb



Heavy lamb

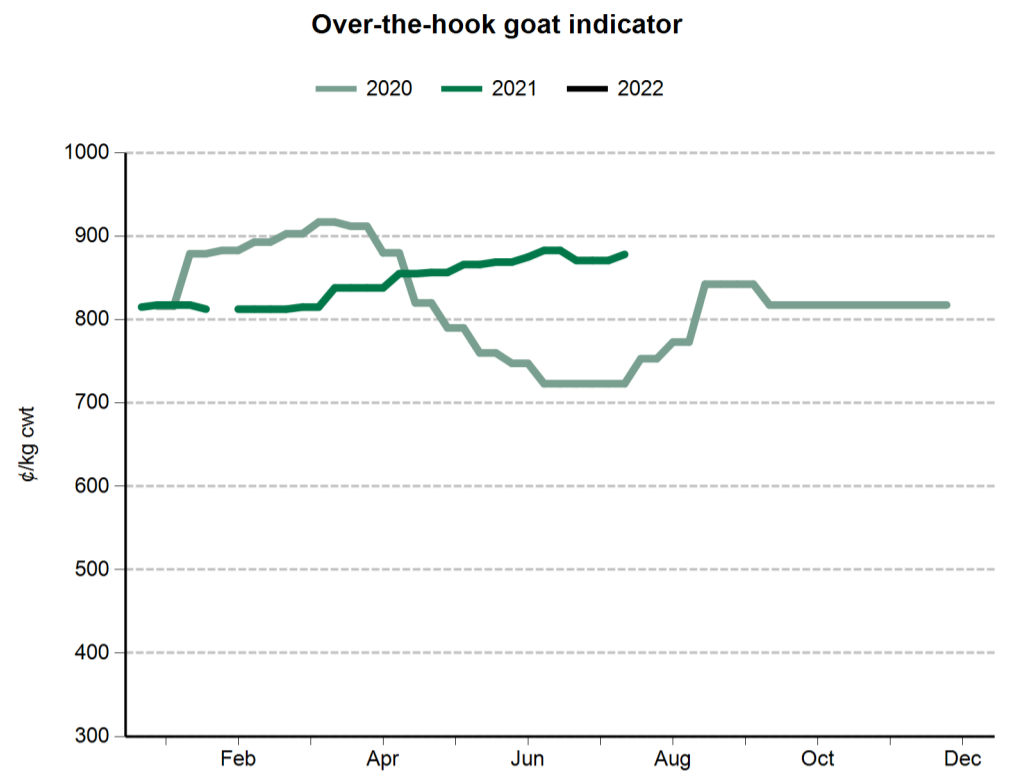


Mutton



General statistics

Over-the-hooks goat indicators (A¢/kg cwt)		19 Feb 2021
8.1-10kg		813
10.1-12kg		813
12.1-16kg		813
16.1-20kg		813
20.1kg+		813
Skin indicators - Lambs		12 Feb 2021
2" +	16.1 - 20kg	150
	20.1 - 24kg	263
	24.1kg +	338
1" - 2"	16.1 - 20kg	100
	20.1 - 24kg	150
	24.1kg +	213
0.5" - 1"	16.1 - 20kg	nq
	20.1 - 24kg	nq
	24.1kg +	150
New Season	16.1 - 20kg	nq
	20.1 - 24kg	200
	24.1kg +	188
Skin indicators - Merino sheep (average 25 micron)		
1.5" - 2"	16.1 - 20kg	1275
	20.1 - 24kg	1550
	24.1kg +	1813



Grain prices - Darling Downs (A\$/tonne)	11 Feb 2022	4 Feb 2022	12 Feb 2021
Wheat	303	305	308
Barley	285	280	275
Sorghum	292	nq	320
Grain prices - Riverina (A\$/tonne)			
Wheat	nq	nq	276
Barley	290	285	nq

Source: Profarmer Australia

PLEASE NOTE

MLA no longer reports on fodder prices, tallow prices or the EMI on a weekly basis.

These can be accessed separately through these links:

- [Fodder prices \(Dairy Australia\)](#)
- [Tallow prices \(MLA monthly co-product report\)](#)
- [EMI \(AWEX\)](#)

US imported beef prices (CIF)		12 Feb 2021
Bull 95CL	US¢/lb	250.0
	A¢/kg	706.4
Cow 90CL	US¢/lb	228.5
	A¢/kg	645.7
CC/CF 85CL	US¢/lb	202.5
	A¢/kg	572.2
Shank 90CL	US¢/lb	231.0
	A¢/kg	652.8
Trim 85CL	US¢/lb	201.0
	A¢/kg	568.0
Trim 80CL	US¢/lb	177.5
	A¢/kg	501.6
Trim 75CL	US¢/lb	175.0
	A¢/kg	494.5
Trim 65CL	US¢/lb	nq
	A¢/kg	nq
Outside flats	US¢/lb	nq
	A¢/kg	nq
Knuckles	US¢/lb	267.5
	A¢/kg	755.9
Inside cap off	US¢/lb	317.5
	A¢/kg	897.2

Source: Steiner Consulting Group

