

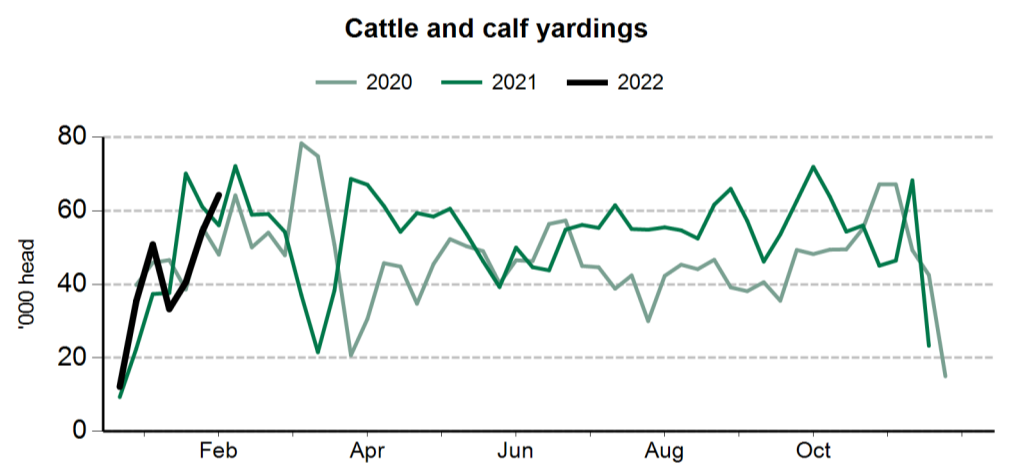
The following weekly statistical summary includes the following information:

- **Livestock movements**.....pages 1-2
 - Cattle yardings
 - Sheep yardings
 - Cattle slaughter
 - Sheep, lamb and goat slaughter
- **Cattle price indicators**.....pages 3-4
 - Saleyard indicators
 - Over-the-hook indicators
 - Live export indicators
- **Sheep and lamb indicators**.....pages 5-6
 - Saleyard indicators
 - Over-the-hook indicators
 - Live export indicators
- **General statistics**.....page 7
 - Over-the-hook goat indicators
 - Skin price indicators
 - Weekly US imported beef indicators

Cattle movements

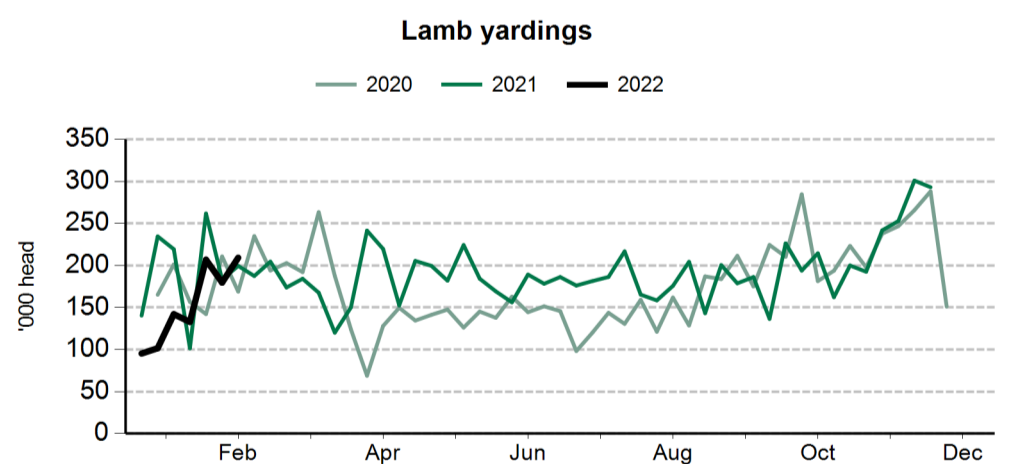
Cattle saleyard throughput		18 Feb 2022	11 Feb 2022	19 Feb 2021
Queensland	Cattle	5,612	19,327	21,233
NSW	Cattle	10,135	16,847	14,174
Victoria	Cattle	4,153	6,976	9,853
SA	Cattle	1,568	1,965	1,712
WA	Cattle	1,027	2,268	11,476
Tasmania	Cattle	113	107	165

Cattle slaughter		19 Feb 2021
Queensland	Cattle	50,732
	Calves	115
NSW	Cattle	25,526
	Calves	1,152
Victoria	Cattle	17,944
	Calves	1,126
SA	Cattle	3,209
	Calves	10
Tasmania	Cattle	3,464
	Calves	12

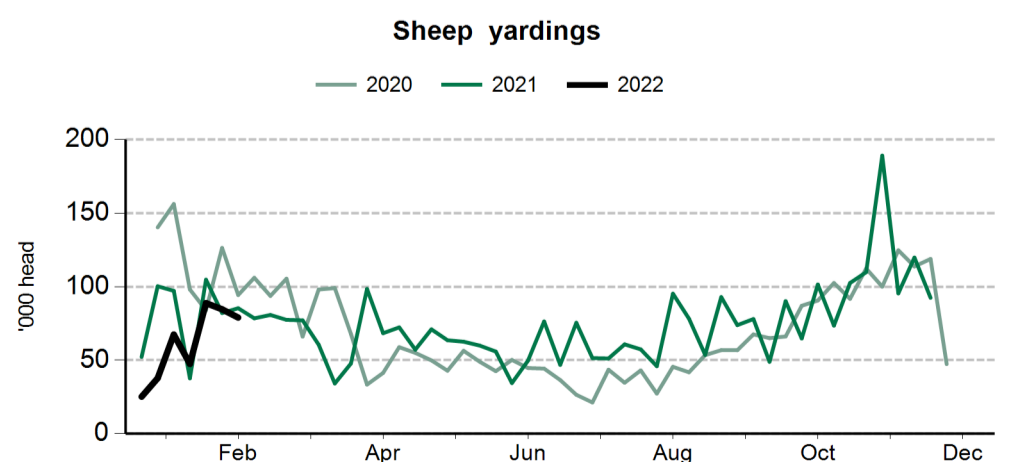


Smallstock movements

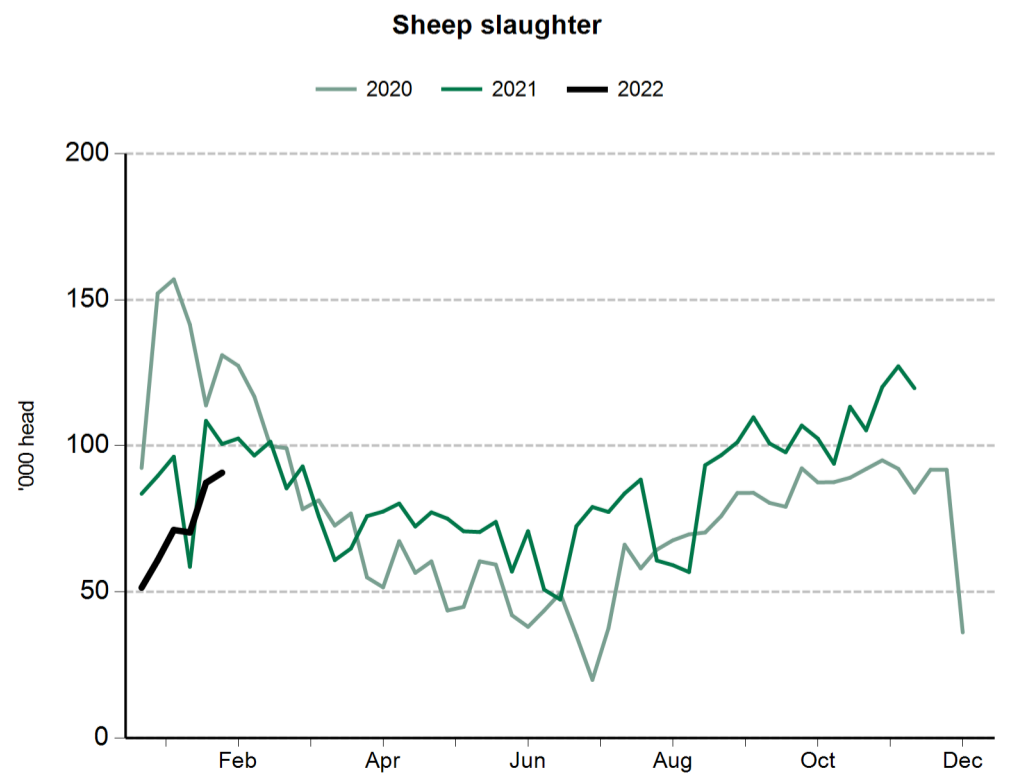
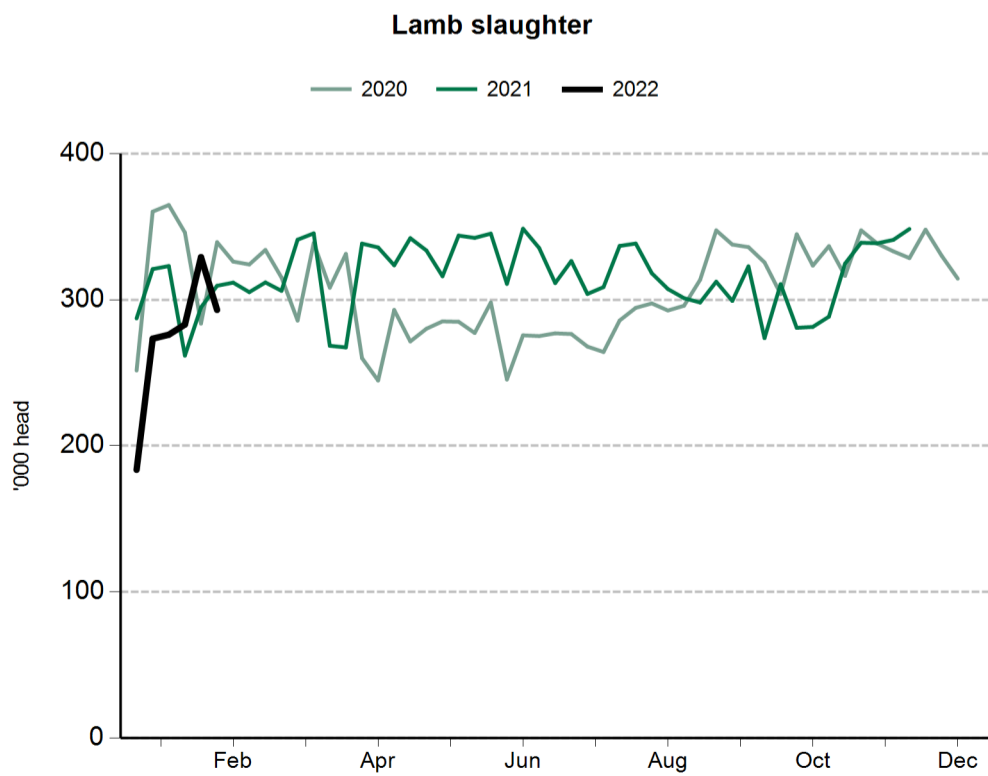
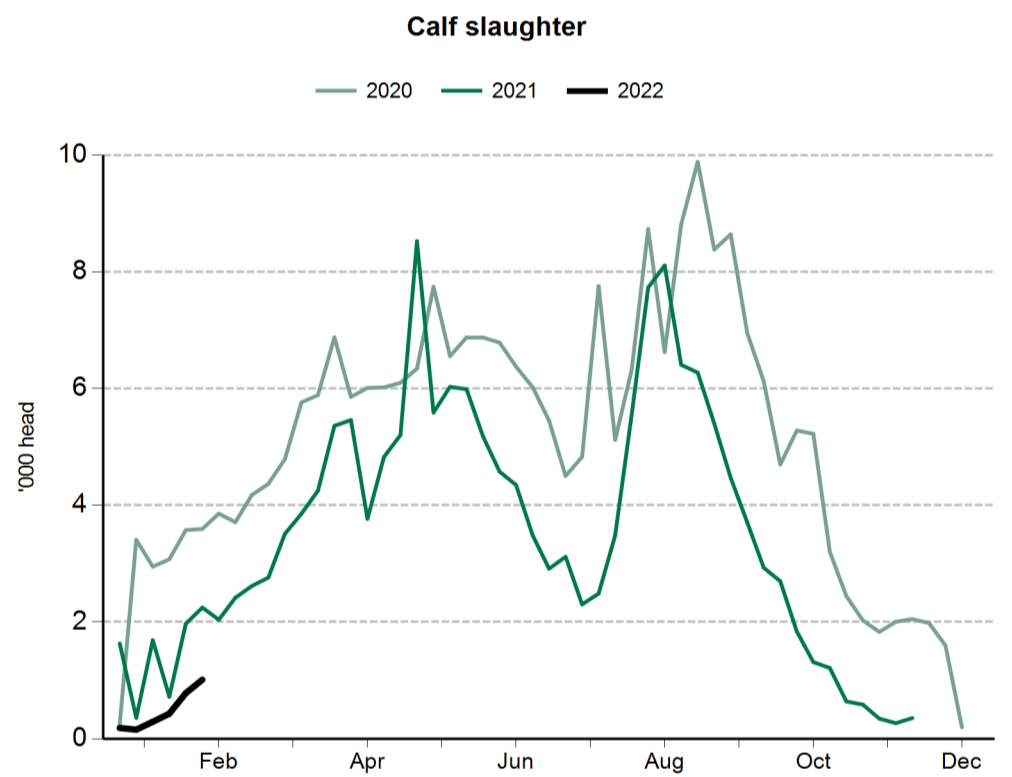
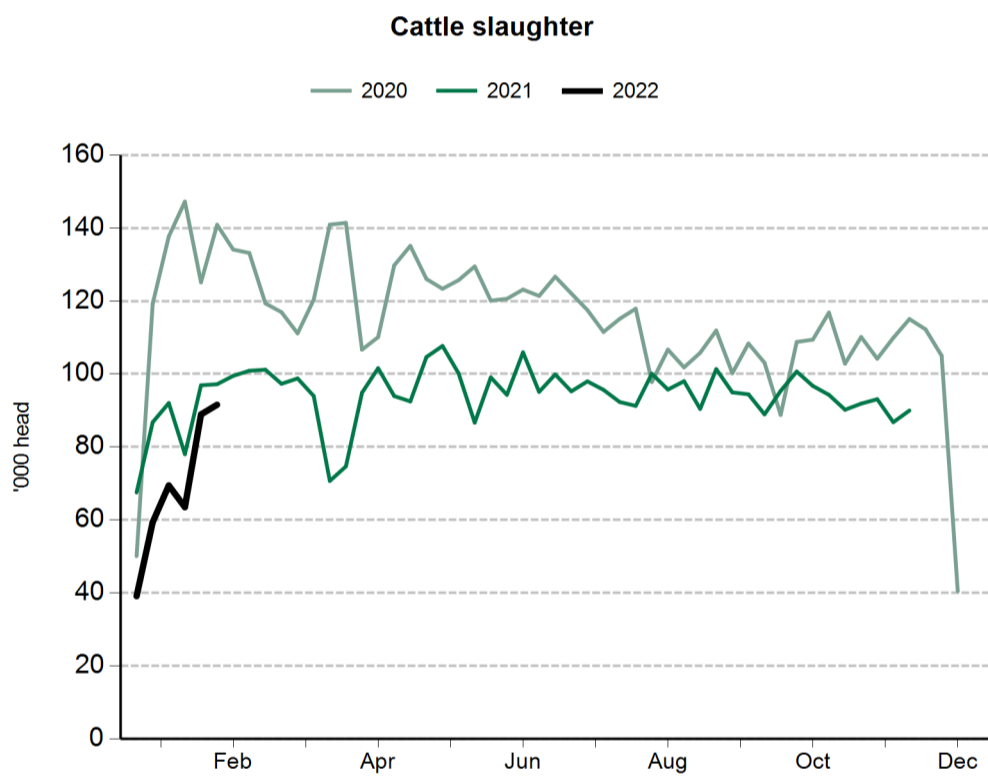
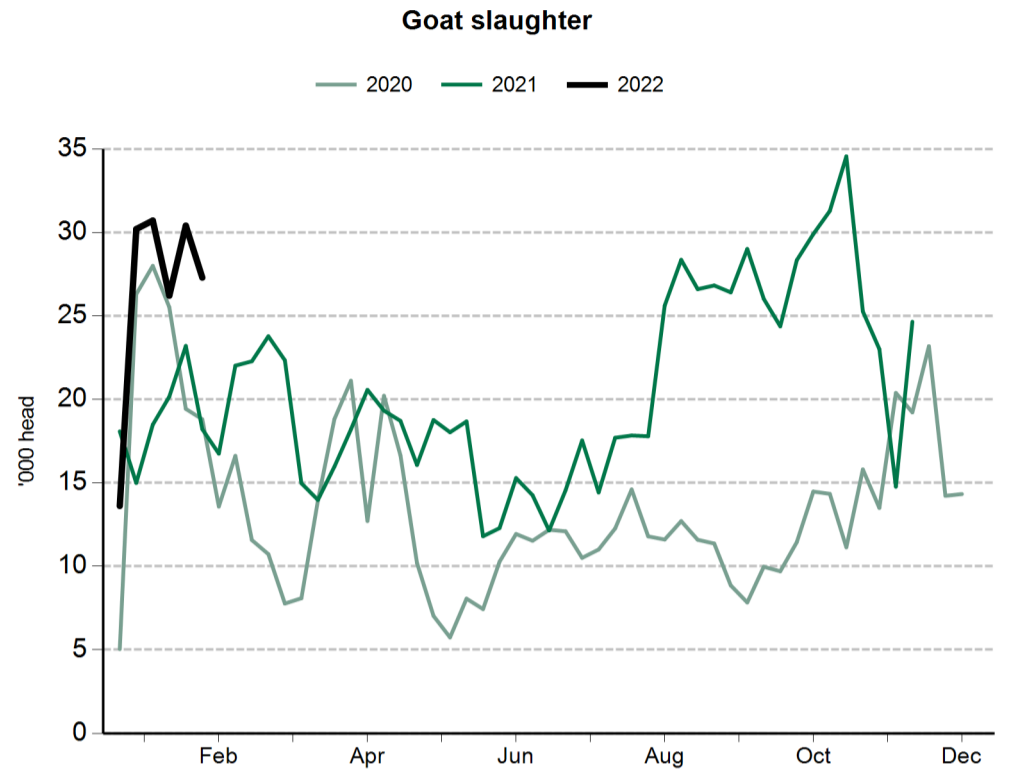
Sheep and lamb saleyard throughput		18 Feb 2022	11 Feb 2022	19 Feb 2021
NSW	Lambs	35,520	108,841	84,805
	Sheep	12,535	34,675	27,644
Victoria	Lambs	40,985	69,960	69,882
	Sheep	12,838	31,027	31,769
SA	Lambs	11,485	14,303	16,464
	Sheep	3,181	2,714	3,812
WA	Lambs	7,103	12,943	13,549
	Sheep	3,795	8,221	13,370
Tasmania	Lambs	2,463	1,736	1,574
	Sheep	1,070	2,076	1,411



Sheep and lamb slaughter		19 Feb 2021
Queensland	Lambs	483
	Sheep	434
NSW	Lambs	102,176
	Sheep	48,504
Victoria	Lambs	145,270
	Sheep	43,845
SA	Lambs	52,965
	Sheep	2,039
Tasmania	Lambs	4,260
	Sheep	1,816



Goat slaughter		19 Feb 2021
Queensland	Goats	8,204
NSW	Goats	1,999
Victoria	Goats	8,551
SA	Goats	3,267
Tasmania	Goats	nq



Cattle prices

National saleyard indicators	Live weight	Muscle/Fat	Unit	22 Feb 2022	23 Feb 2021
Restocker Steer	200-280kg	C2	¢/kg lwt	756	522
Feeder Steer	330-400kg	C2	¢/kg lwt	597	449
Vealer Steer	280-330kg	C2	¢/kg lwt	641	479
			¢/kg cwt	1211	932
Trade Steer	330-400kg	C3	¢/kg lwt	533	443
			¢/kg cwt	970	838
Medium Steer	400-500kg	C3	¢/kg lwt	495	400
			¢/kg cwt	928	754
Heavy Steer	500-600kg	C4	¢/kg lwt	472	369
			¢/kg cwt	868	679
Medium Cow	400-520kg	D3	¢/kg lwt	376	284
			¢/kg cwt	769	580
Eastern Young Cattle Indicator (EYCI)			¢/kg cwt	1127.00	861.75

Eastern states OTH indicators	Carcase weight	Muscle	Unit	26 Feb 2021
Trade steer	240-260kg	A-C	¢/kg cwt	637
Medium steer	260-280kg	A-C	¢/kg cwt	655
Heavy steer	300-400kg	A-C	¢/kg cwt	664
Medium cow	260-280kg	A-E	¢/kg cwt	545
MSA trade steer	240-260kg	A-C	¢/kg cwt	684

Feeder cattle indicators - paddock sales	Unit	19 Feb 2021
Domestic	Unit	
Steers 280-350kg	¢/kg lwt	468
Heifers 280-350kg	¢/kg lwt	415
Export	Unit	
Shortfed 100-120 DOF	¢/kg lwt	413
Mediumfed 120-220 DOF	¢/kg lwt	415
Longfed 220+ DOF	¢/kg lwt	330

State saleyard indicators				Queensland		NSW		Victoria		SA		Tasmania	
Category	Live weight	Muscle/Fat	Unit	22 Feb 2022	23 Feb 2021	22 Feb 2022	23 Feb 2021	22 Feb 2022	23 Feb 2021	22 Feb 2022	23 Feb 2021	22 Feb 2022	23 Feb 2021
Restocker Steer	200-280kg	C2	¢/kg lwt	765	523	666	492	483	426	nq	nq	nq	nq
Feeder Steer	330-400kg	C2	¢/kg lwt	615	449	580	452	523	419	501	470	nq	nq
Vealer Steer	280-330kg	C2	¢/kg lwt	704	409	675	507	555	453	565	475	nq	nq
			¢/kg cwt	1349	786	1269	958	1024	837	1036	962	nq	nq
Trade Steer	330-400kg	C3	¢/kg lwt	nq	nq	561	451	531	440	496	439	nq	nq
			¢/kg cwt	nq	nq	1024	808	984	830	895	893	nq	nq
Medium Steer	400-500kg	C3	¢/kg lwt	496	388	521	400	482	421	448	419	nq	nq
			¢/kg cwt	927	734	961	741	895	793	889	839	nq	nq
Heavy Steer	500-600kg	C4	¢/kg lwt	451	374	481	359	456	387	nq	nq	nq	nq
			¢/kg cwt	814	688	890	656	829	718	nq	nq	nq	nq
Medium Cow	400-520kg	D3	¢/kg lwt	388	274	355	294	366	279	317	nq	342	252
			¢/kg cwt	798	563	736	602	723	574	633	nq	658	525

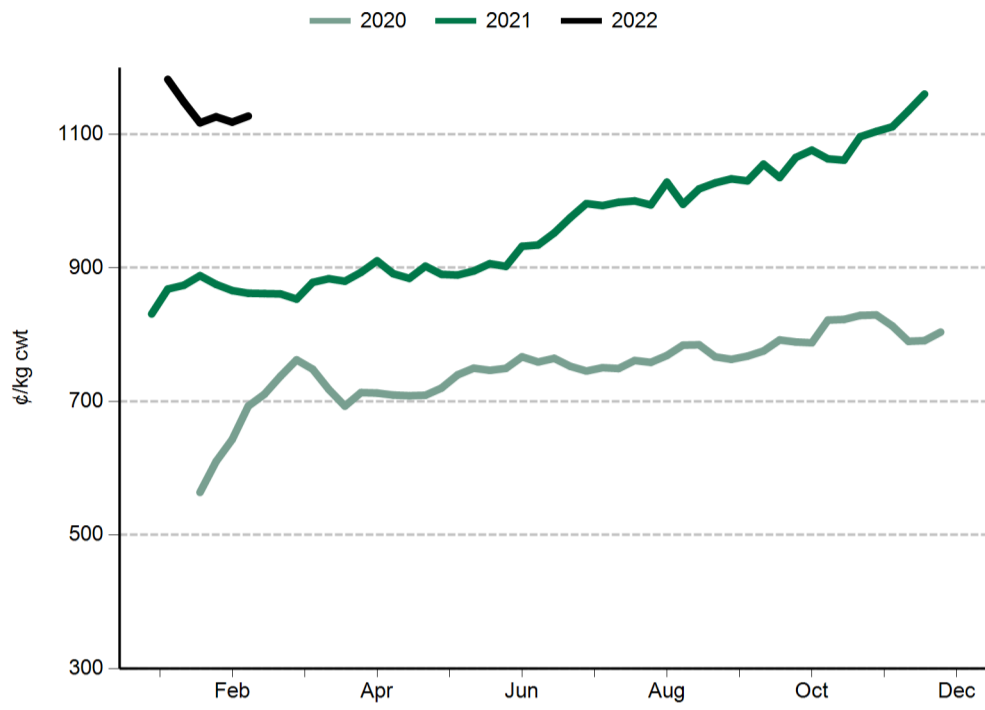
State over-the-hooks indicators				Queensland	NSW	Victoria	SA	Tasmania
Category	Carcase weight	Muscle	Unit	26 Feb 2021	26 Feb 2021	26 Feb 2021	26 Feb 2021	26 Feb 2021
Trade steer	240-260kg	A-C	¢/kg cwt	667	643	683	nq	556
Medium steer	260-280kg	A-C	¢/kg cwt	665	639	661	nq	nq
Heavy steer	300-400kg	A-C	¢/kg cwt	675	649	667	nq	nq
Medium cow	260-280kg	A-E	¢/kg cwt	571	550	526	582	497
MSA trade steer	240-260kg	A-C	¢/kg cwt	677	690	nq	nq	nq

WA saleyard indicators	Unit	22 Feb 2022	23 Feb 2021
WYCI	¢/kg cwt	nq	924
Medium Steer	¢/kg lwt	459	398
Medium Cow	¢/kg lwt	356	299

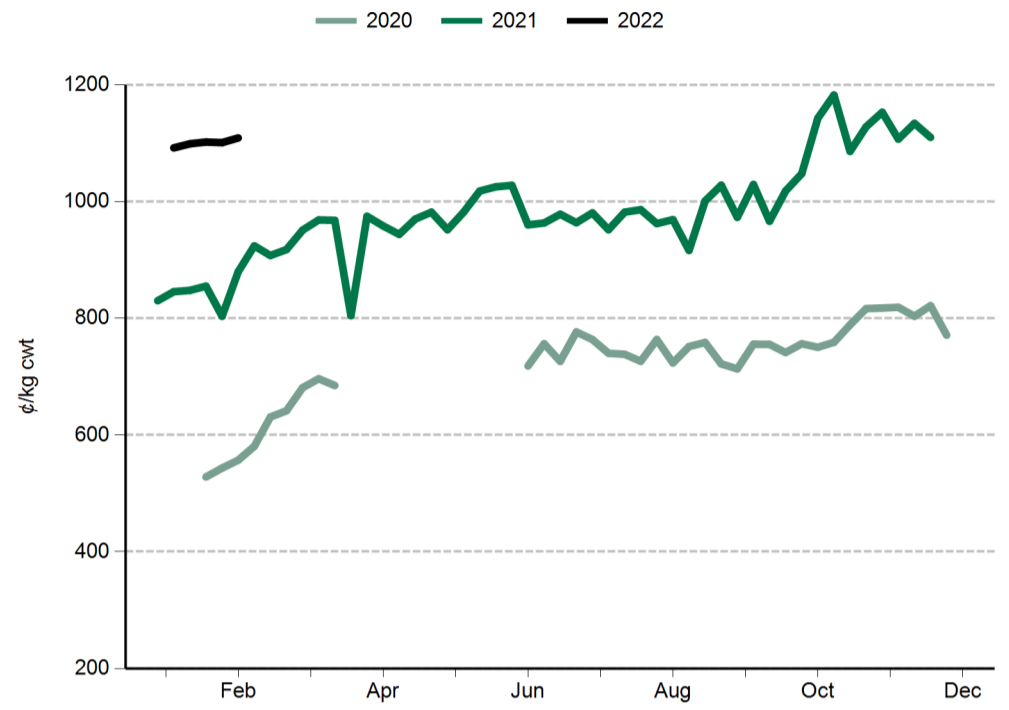
WA over-the-hooks indicators	Unit	26 Feb 2021
Grassfed yearling	¢/kg cwt	700
Grainfed yearling	¢/kg cwt	700
MSA yearling	¢/kg cwt	720

Live Export Price Quotes			Unit	11 Feb 2022	19 Feb 2021
Light Steer	260 - 360 kg	Townsville	¢/kg lwt	nq	415
	260 - 360 kg	Darwin	¢/kg lwt	550	nq
Light Heifer	260 - 360 kg	Townsville	¢/kg lwt	nq	380
	260 - 360 kg	Darwin	¢/kg lwt	530	nq

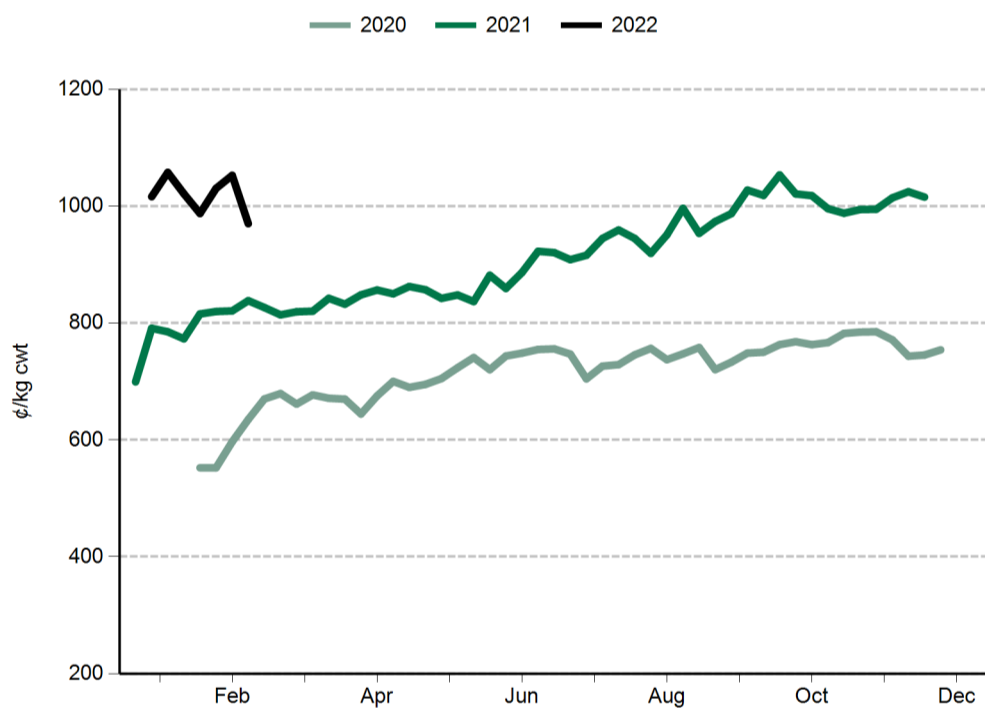
Eastern Young Cattle Indicator (EYCI)



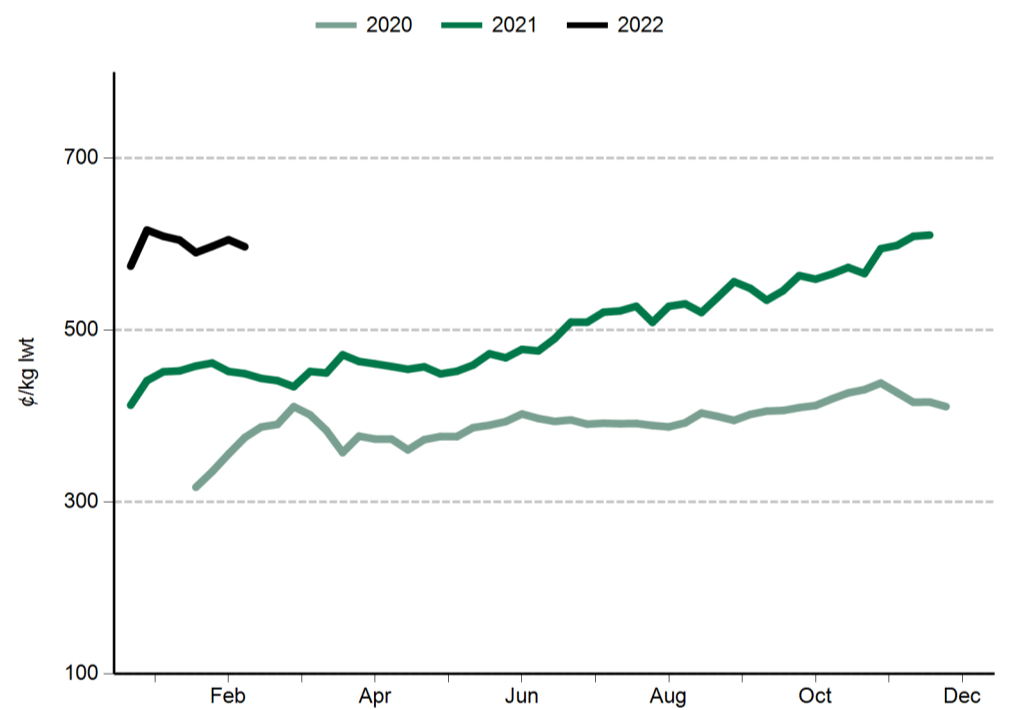
Western Young Cattle Indicator (WYCI)



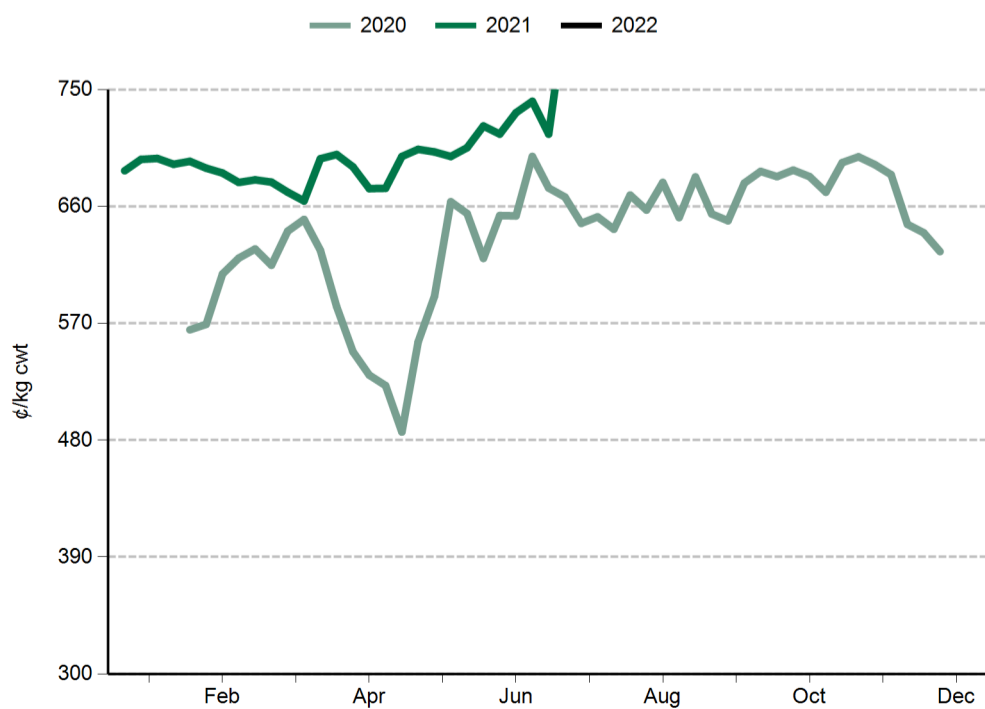
Trade steer



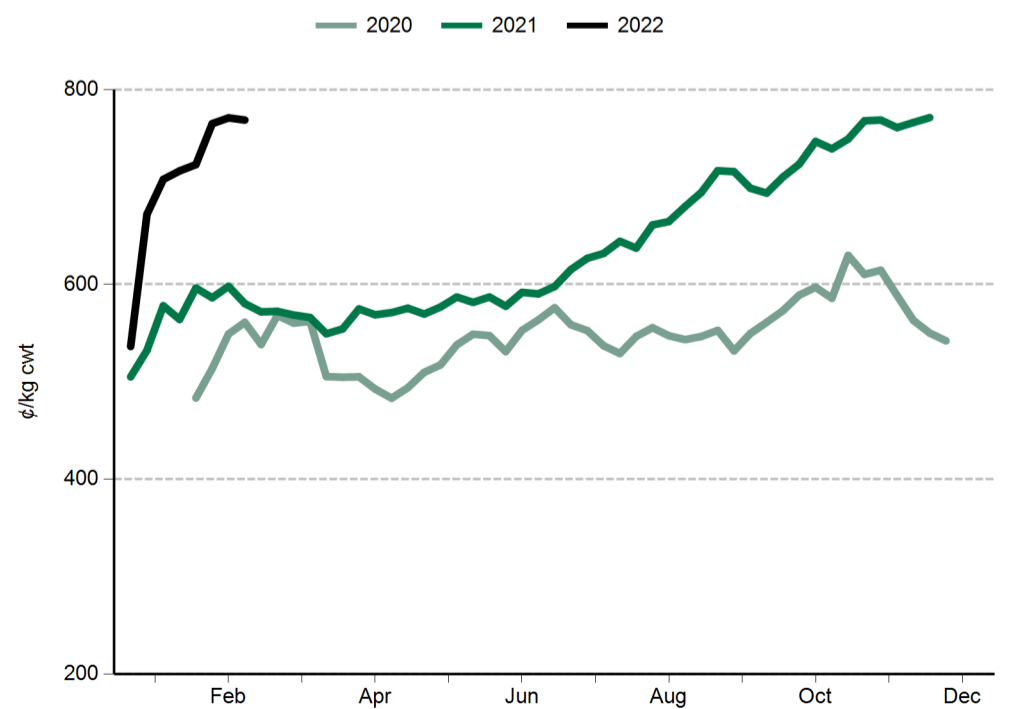
Feeder steer



Heavy steer



Medium cow



Sheep and lamb prices

Eastern States Trade Lamb Indicator (¢/kg cwt)	22 Feb 2022	23 Feb 2021
ESTLI	814	867

National saleyard sheep and lamb indicators (¢/kg cwt)		22 Feb 2022	23 Feb 2021
Merino lamb	16-22kg	694	808
Restocker/feeder lamb	0-18kg	906	951
Light lamb	12-18kg	809	875
Trade lamb	18-22kg	813	863
Heavy lamb	22+kg	795	857
Mutton	18-24kg	540	619

National OTH sheep and lamb indicators (¢/kg cwt)		26 Feb 2021
Medium trade lamb	18-20kg	760
Heavy trade lamb	20-22kg	760
Heavy lamb	22-24kg	764
Mutton	18-24kg	558

State saleyard sheep and lamb indicators (¢/kg cwt)		Victoria		NSW		SA		WA		Tasmania	
		22 Feb 2022	23 Feb 2021	22 Feb 2022	23 Feb 2021	22 Feb 2022	23 Feb 2021	22 Feb 2022	23 Feb 2021	22 Feb 2022	23 Feb 2021
Merino lamb	16-22kg	650	807	659	804	766	827	787	688	nq	nq
Restocker/feeder lamb	0-18kg	853	965	988	1050	930	889	760	692	793	nq
Light lamb	12-18kg	773	890	829	924	901	865	766	693	791	nq
Trade lamb	18-22kg	813	858	816	883	787	833	834	717	742	791
Heavy lamb	22+kg	795	845	798	871	752	830	890	693	722	799
Mutton	18-24kg	526	636	555	660	522	590	546	553	585	661

Over-the-hooks sheep and lamb indicators (¢/kg cwt)		Victoria	NSW	SA	WA	Tasmania
		26 Feb 2021	26 Feb 2021	26 Feb 2021	26 Feb 2021	26 Feb 2021
Medium trade lamb	18-20kg	773	750	807	710	nq
Heavy trade lamb	20-22kg	773	750	807	710	nq
Heavy lamb	22-24kg	790	750	807	710	nq
Mutton	18-24kg	613	565	520	533	nq

Live export price quotes (A\$/head)		15 Feb 2022	23 Feb 2021
Live wether	Muchea	nq	134

Glossary:

cwt – carcase weight

lwt – live weight

OTH – over-the-hooks. Refers to the marketing of cattle/sheep/lambs directly from the farm to an abattoir where a producer is paid for the value of the carcase based on a sliding grid.

CIF – Cost, insurance, freight. The quoted price for the goods including freight and insurance costs delivered to final destination.

C&F – Cost and freight. Refers to the quoted price for the goods, including freight to the delivery point, but not insurance.

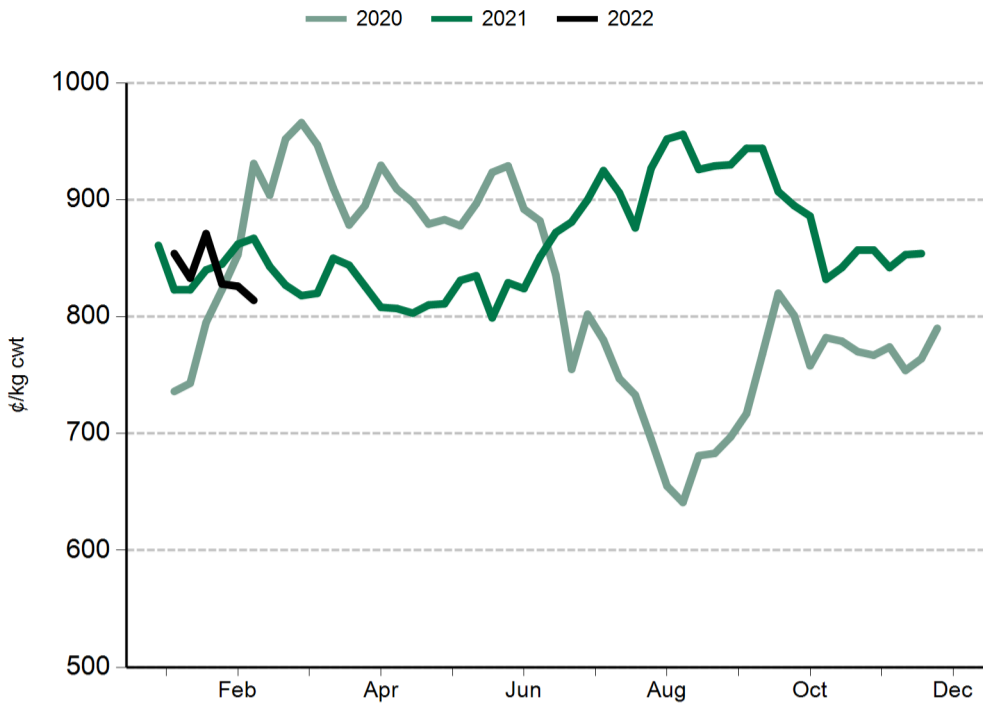
FAS – Free alongside ship. Refers to export price quotes where the seller is obliged to pay warehouse services, packing, inland freight and port charges, but not placement of goods onto the ship. The buyer is obliged to pay overseas freight, charges in foreign port, customs duties, quarantine and delivery to final destination. (See also 'FOB').

EYCI – Eastern Young Cattle Indicator. A seven day rolling average from 24 saleyards across NSW, Victoria and Queensland. It includes vealer and yearling heifers and steers, grade score C2 or C3, with live weight from 200kg.

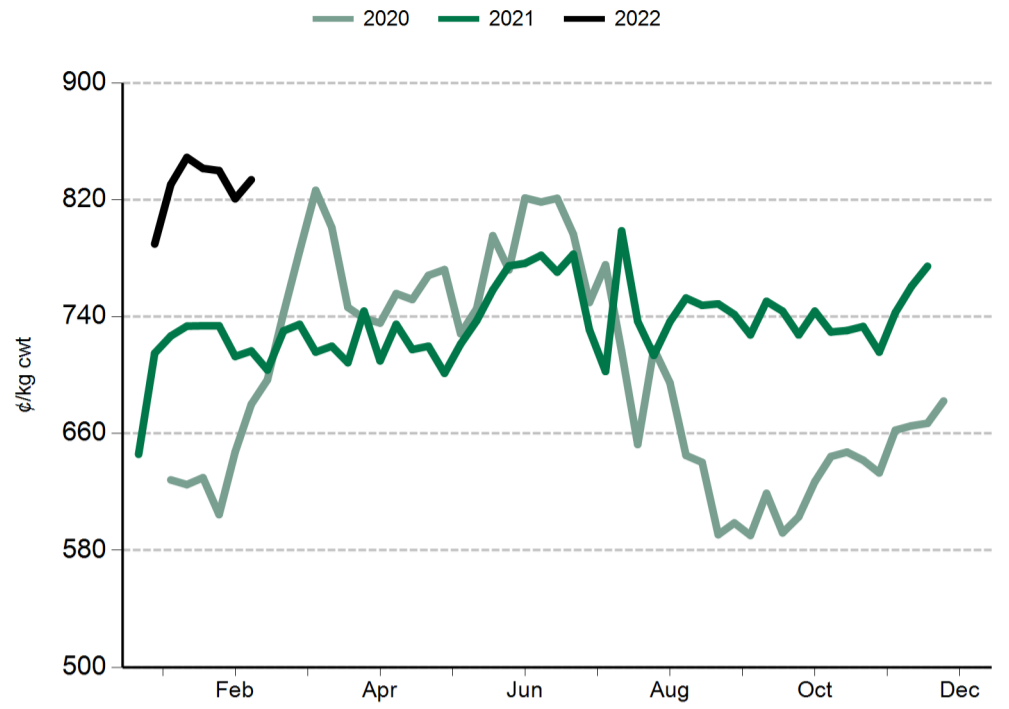
WYCI – Western Young Cattle Indicator. A benchmark of the value of young cattle in WA saleyards. It includes vealer and yearling heifers and steers, grade score C2 or C3, 180kg+ live weight.

All data is collected by MLA's NLRS, unless specified otherwise.

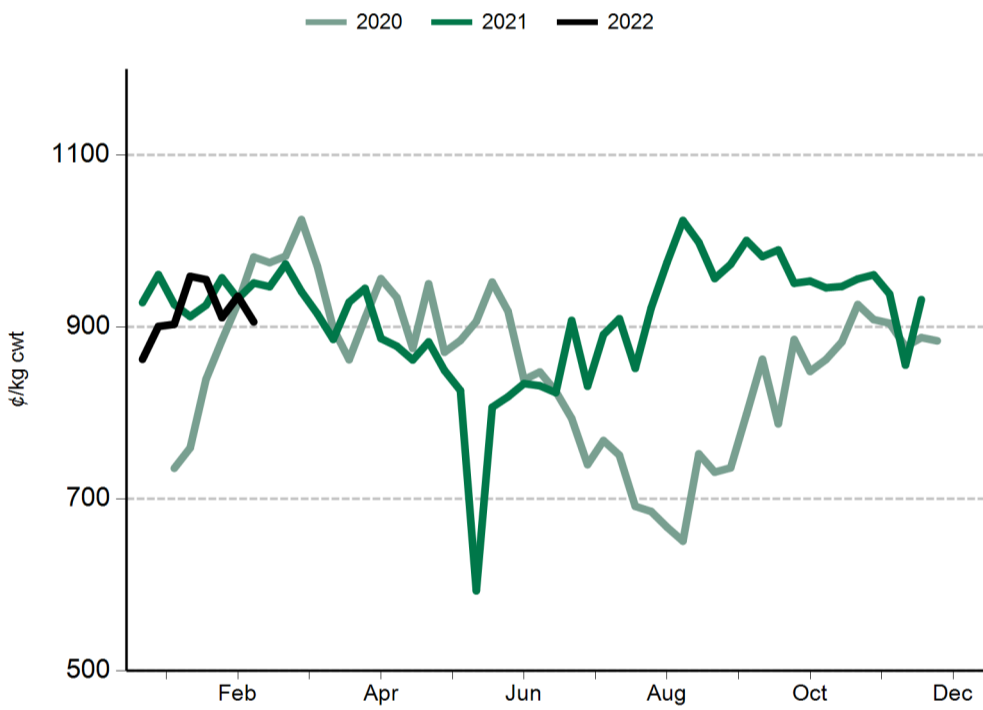
Eastern States Trade Lamb Indicator (ESTLI)



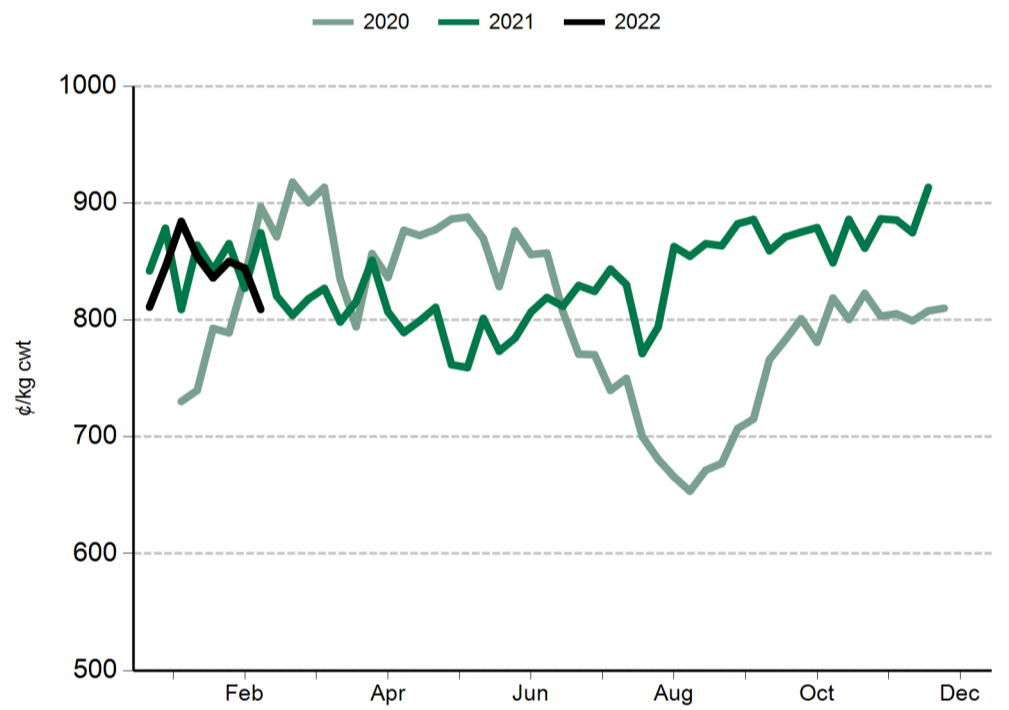
Western Trade Lamb Indicator (WTLI)



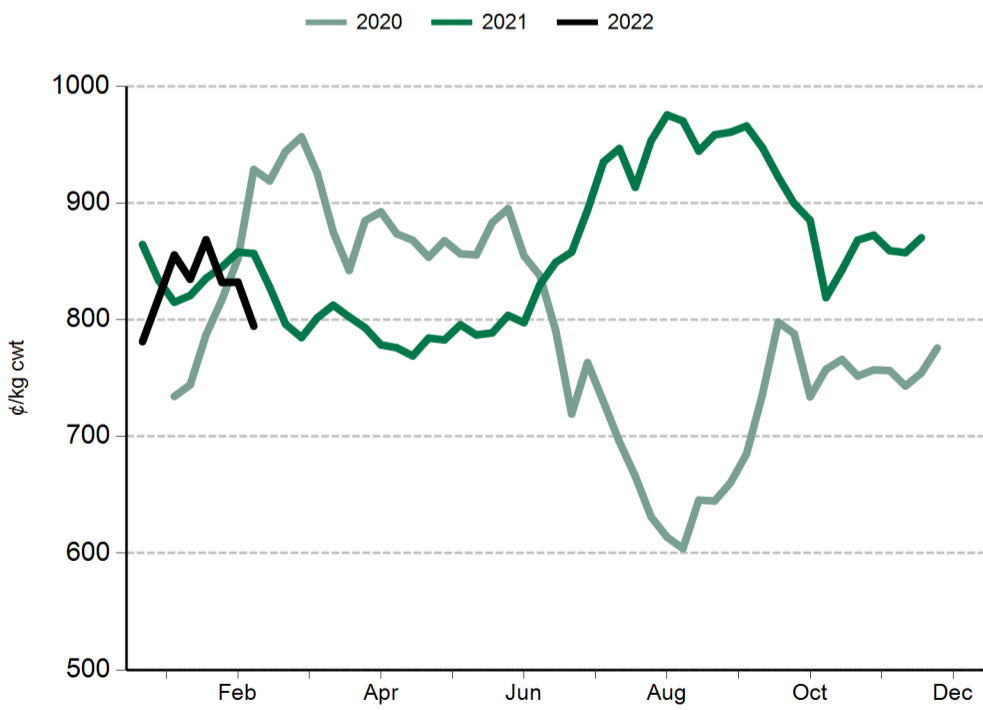
Restocker lamb



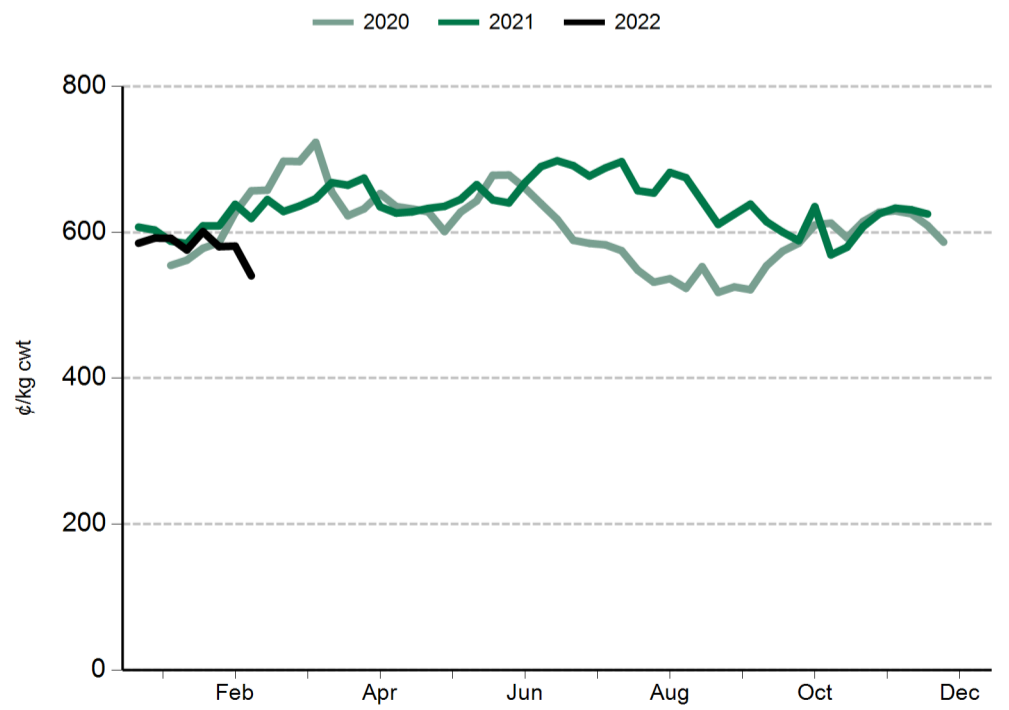
Light lamb



Heavy lamb

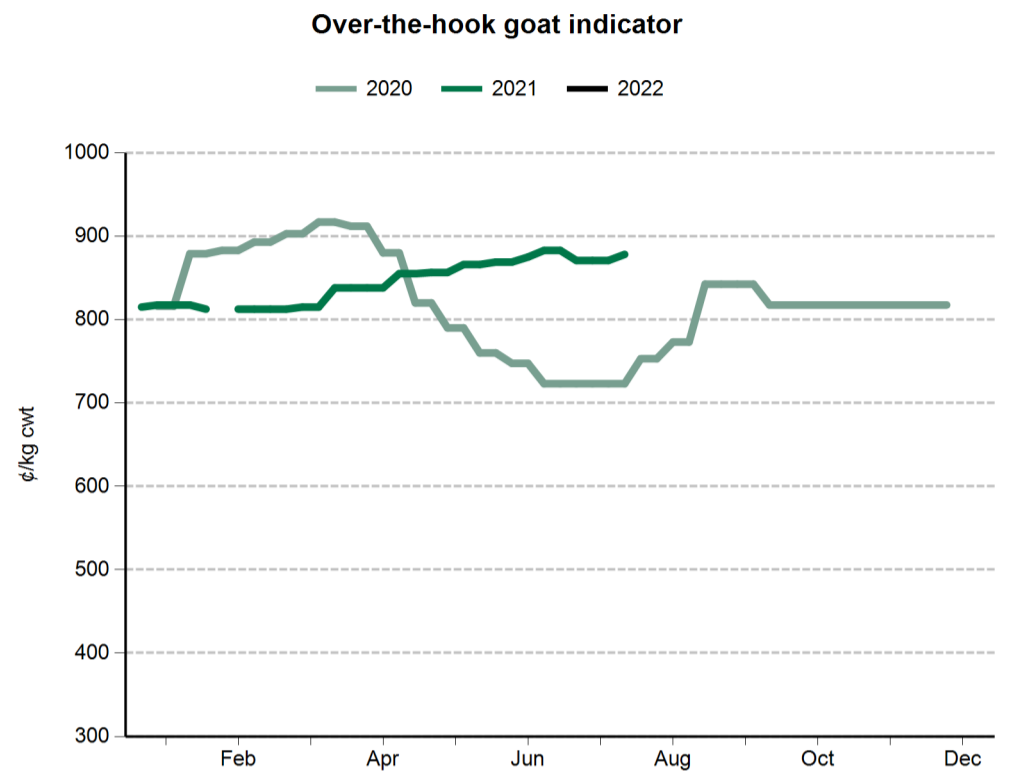


Mutton



General statistics

Over-the-hooks goat indicators (A¢/kg cwt)		26 Feb 2021
8.1-10kg		813
10.1-12kg		813
12.1-16kg		813
16.1-20kg		813
20.1kg+		813
Skin indicators - Lambs		19 Feb 2021
2" +	16.1 - 20kg	150
	20.1 - 24kg	263
	24.1kg +	338
1" - 2"	16.1 - 20kg	100
	20.1 - 24kg	150
	24.1kg +	213
0.5" - 1"	16.1 - 20kg	nq
	20.1 - 24kg	nq
	24.1kg +	150
New Season	16.1 - 20kg	nq
	20.1 - 24kg	200
	24.1kg +	188
Skin indicators - Merino sheep (average 25 micron)		
1.5" - 2"	16.1 - 20kg	1275
	20.1 - 24kg	1550
	24.1kg +	1813



Grain prices - Darling Downs (A\$/tonne)	18 Feb 2022	11 Feb 2022	19 Feb 2021
Wheat	305	303	308
Barley	285	285	272
Sorghum	293	292	320
Grain prices - Riverina (A\$/tonne)			
Wheat	nq	nq	280
Barley	288	290	nq

Source: Profarmer Australia

PLEASE NOTE

MLA no longer reports on fodder prices, tallow prices or the EMI on a weekly basis.

These can be accessed separately through these links:

- [Fodder prices \(Dairy Australia\)](#)
- [Tallow prices \(MLA monthly co-product report\)](#)
- [EMI \(AWEX\)](#)

US imported beef prices (CIF)		19 Feb 2021
Bull 95CL	US¢/lb	249.0
	A¢/kg	699.3
Cow 90CL	US¢/lb	228.0
	A¢/kg	640.3
CC/CF 85CL	US¢/lb	201.0
	A¢/kg	564.5
Shank 90CL	US¢/lb	230.0
	A¢/kg	645.9
Trim 85CL	US¢/lb	200.5
	A¢/kg	563.1
Trim 80CL	US¢/lb	177.5
	A¢/kg	498.5
Trim 75CL	US¢/lb	175.0
	A¢/kg	491.5
Trim 65CL	US¢/lb	nq
	A¢/kg	nq
Outside flats	US¢/lb	nq
	A¢/kg	nq
Knuckles	US¢/lb	265.0
	A¢/kg	744.2
Inside cap off	US¢/lb	317.5
	A¢/kg	891.7

Source: Steiner Consulting Group

