

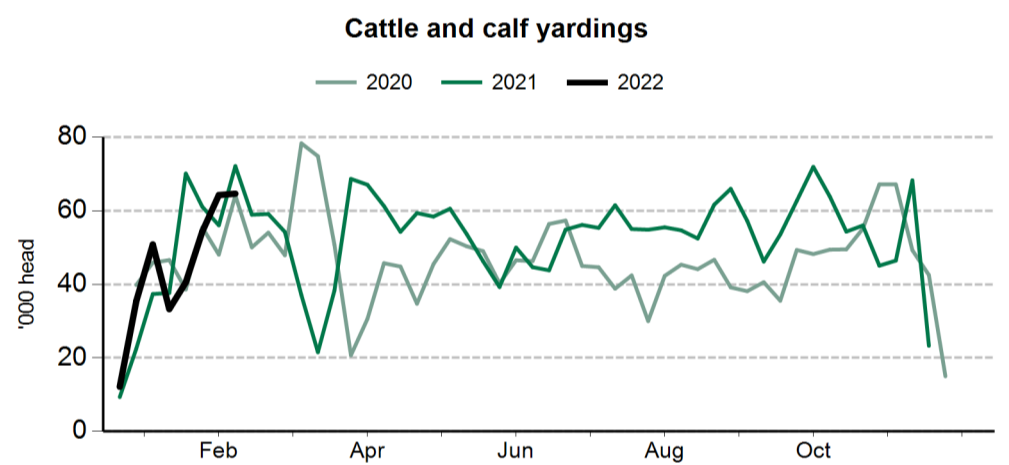
The following weekly statistical summary includes the following information:

- **Livestock movements**.....pages 1-2
 - Cattle yardings
 - Sheep yardings
 - Cattle slaughter
 - Sheep, lamb and goat slaughter
- **Cattle price indicators**.....pages 3-4
 - Saleyard indicators
 - Over-the-hook indicators
 - Live export indicators
- **Sheep and lamb indicators**.....pages 5-6
 - Saleyard indicators
 - Over-the-hook indicators
 - Live export indicators
- **General statistics**.....page 7
 - Over-the-hook goat indicators
 - Skin price indicators
 - Weekly US imported beef indicators

Cattle movements

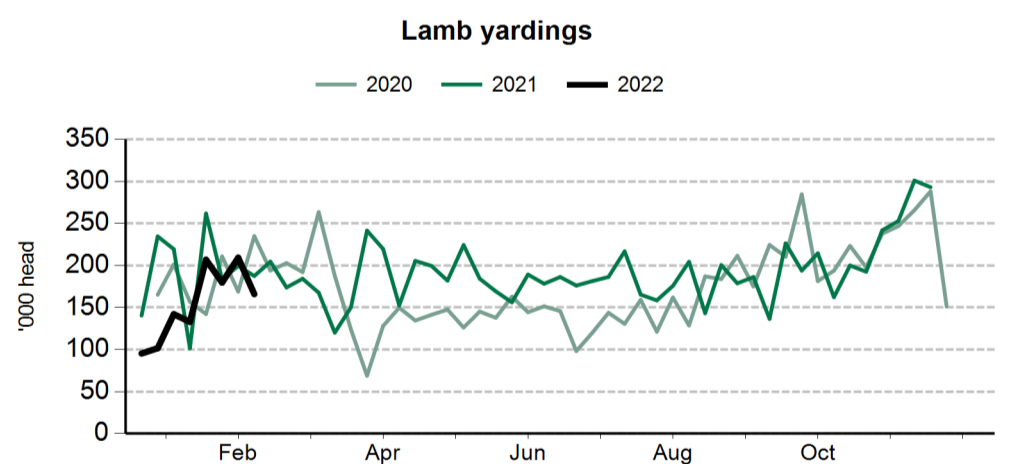
Cattle saleyard throughput		25 Feb 2022	18 Feb 2022	26 Feb 2021
Queensland	Cattle	2,916	21,525	17,666
NSW	Cattle	8,522	15,710	13,517
Victoria	Cattle	3,619	7,603	7,609
SA	Cattle	1,106	2,392	2,003
WA	Cattle	912	1,616	2,744
Tasmania	Cattle	77	113	150

Cattle slaughter		26 Feb 2021
Queensland	Cattle	50,695
	Calves	57
NSW	Cattle	25,740
	Calves	1,233
Victoria	Cattle	18,089
	Calves	1,296
SA	Cattle	3,190
	Calves	8
Tasmania	Cattle	3,441
	Calves	22

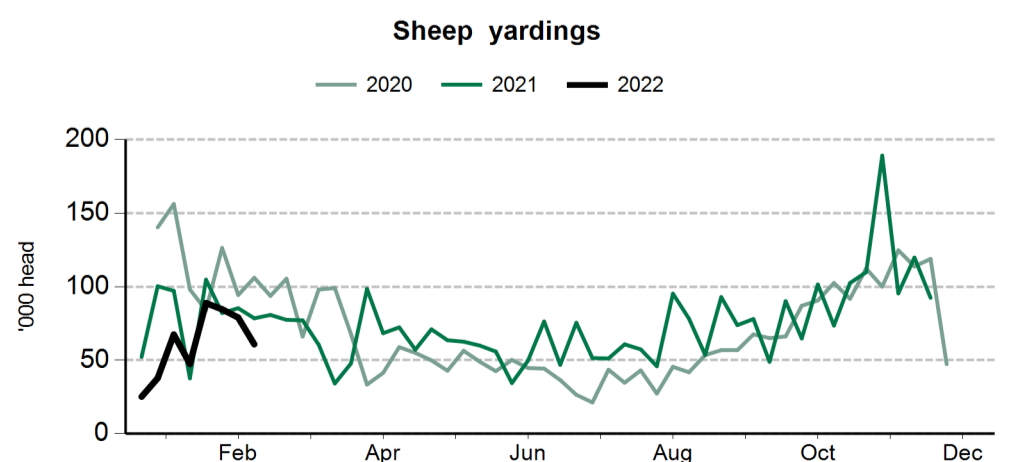


Smallstock movements

Sheep and lamb saleyard throughput		25 Feb 2022	18 Feb 2022	26 Feb 2021
NSW	Lambs	38,640	80,046	95,430
	Sheep	15,381	27,665	31,309
Victoria	Lambs	36,581	55,061	75,283
	Sheep	14,155	16,384	32,257
SA	Lambs	7,273	12,369	18,278
	Sheep	4,442	3,268	4,205
WA	Lambs	6,832	14,603	10,461
	Sheep	3,346	12,000	7,900
Tasmania	Lambs	1,660	2,463	3,583
	Sheep	1,843	1,070	3,583

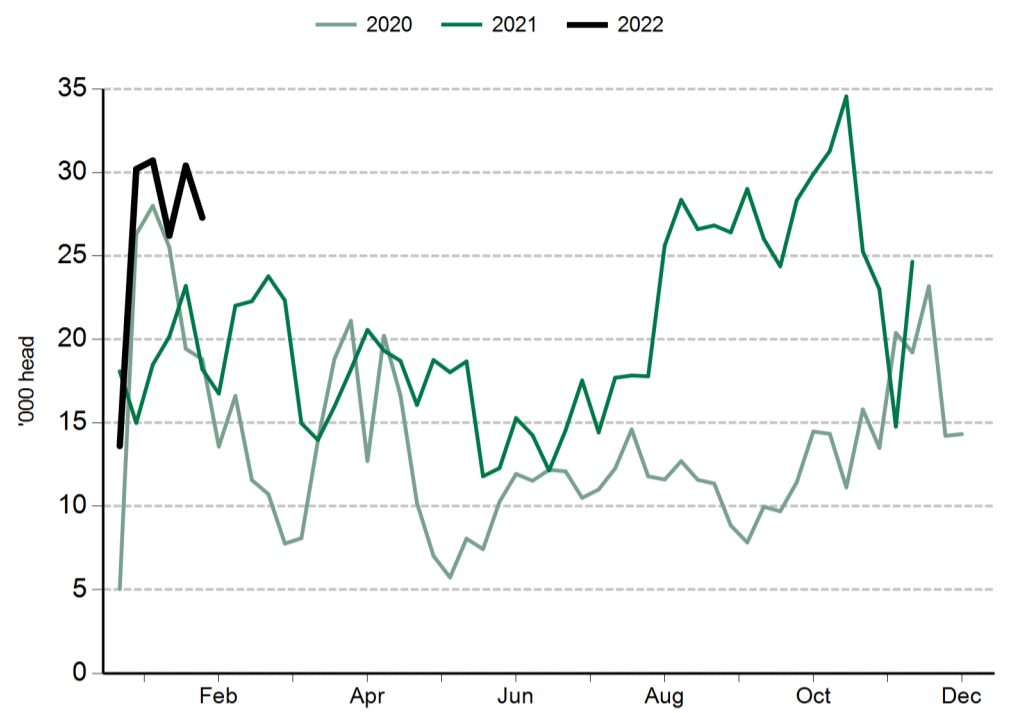


Sheep and lamb slaughter		26 Feb 2021
Queensland	Lambs	194
	Sheep	2,359
NSW	Lambs	104,101
	Sheep	48,871
Victoria	Lambs	150,740
	Sheep	45,424
SA	Lambs	53,155
	Sheep	1,972
Tasmania	Lambs	3,615
	Sheep	2,748

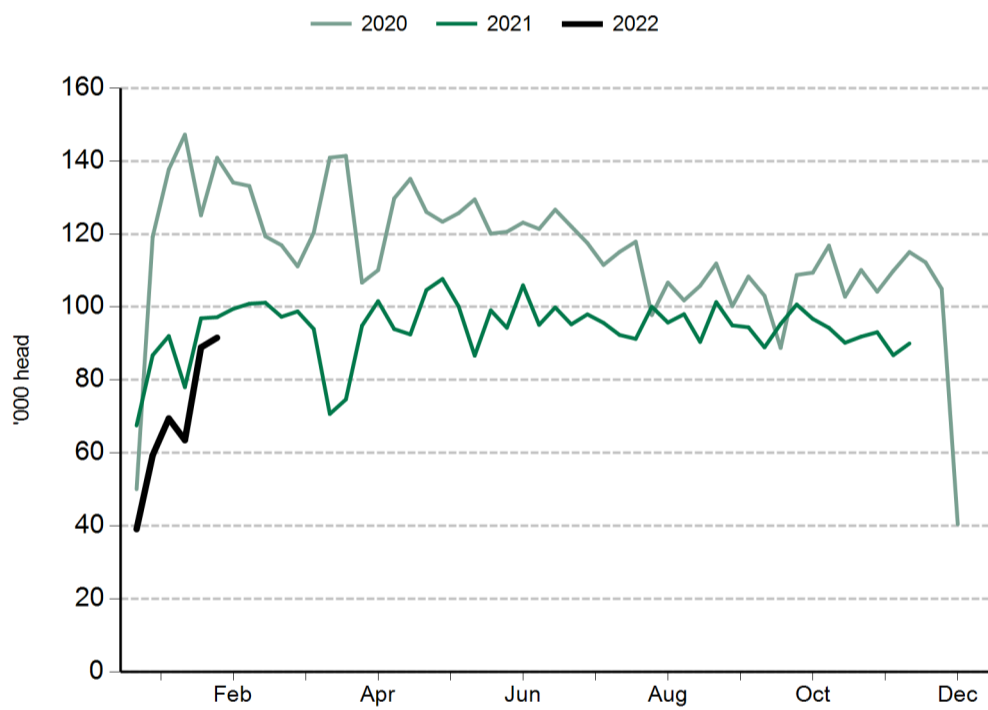


Goat slaughter		26 Feb 2021
Queensland	Goats	8,574
NSW	Goats	2,001
Victoria	Goats	8,531
SA	Goats	3,178
Tasmania	Goats	nq

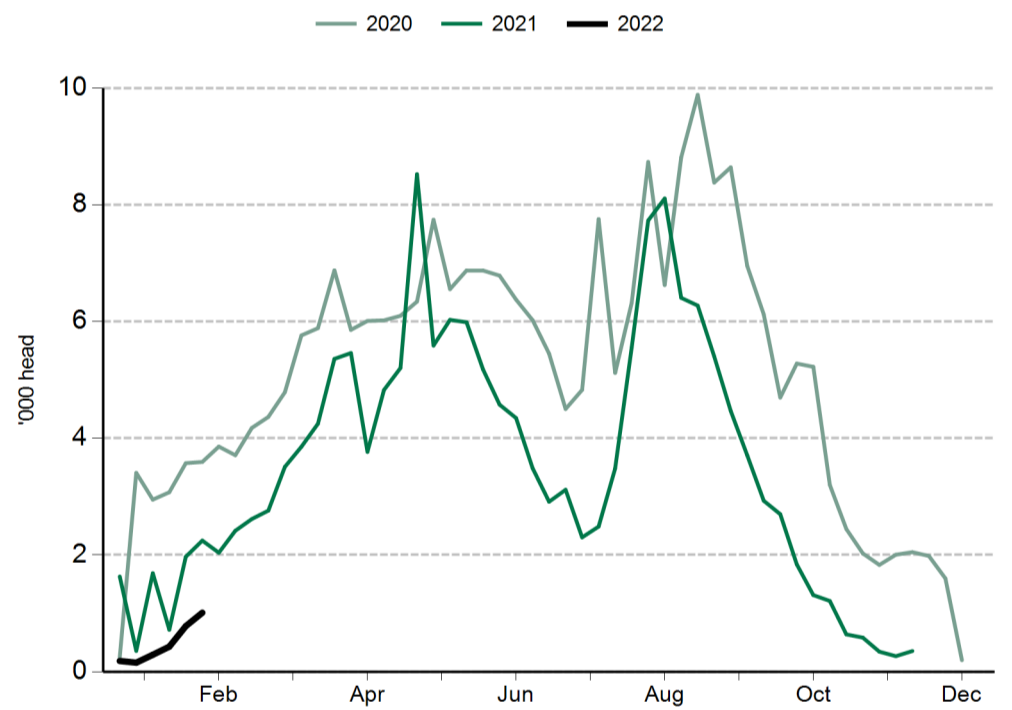
Goat slaughter



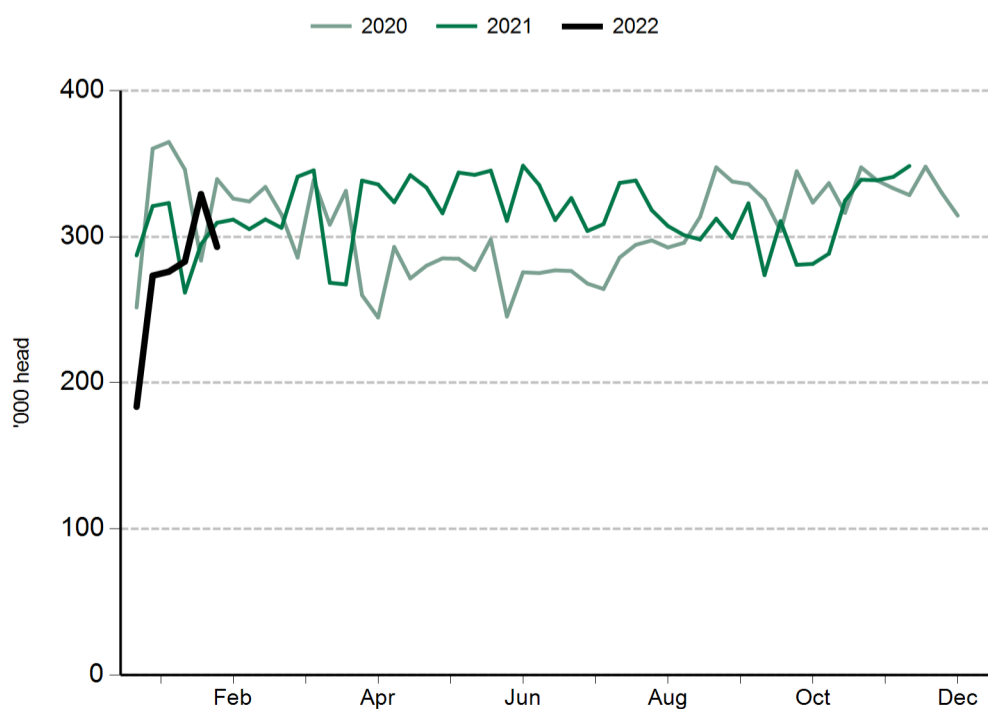
Cattle slaughter



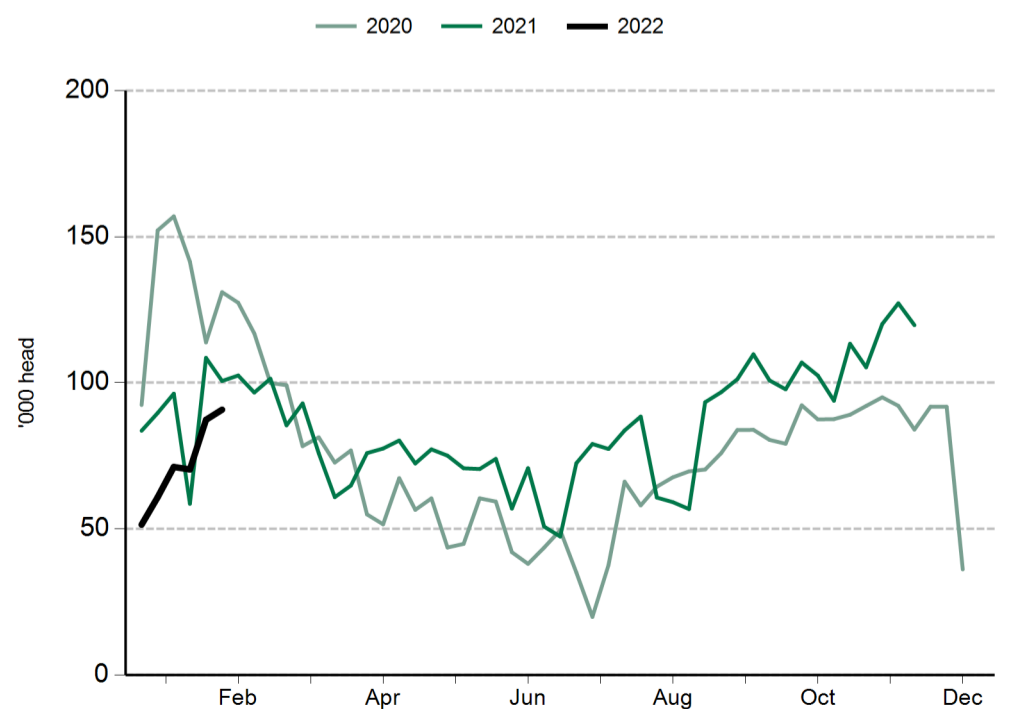
Calf slaughter



Lamb slaughter



Sheep slaughter



Cattle prices

National saleyard indicators	Live weight	Muscle/Fat	Unit	1 Mar 2022	2 Mar 2021
Restocker Steer	200-280kg	C2	¢/kg lwt	721	524
Feeder Steer	330-400kg	C2	¢/kg lwt	584	443
Vealer Steer	280-330kg	C2	¢/kg lwt	647	513
			¢/kg cwt	1229	973
Trade Steer	330-400kg	C3	¢/kg lwt	535	449
			¢/kg cwt	995	827
Medium Steer	400-500kg	C3	¢/kg lwt	497	400
			¢/kg cwt	933	757
Heavy Steer	500-600kg	C4	¢/kg lwt	449	373
			¢/kg cwt	827	681
Medium Cow	400-520kg	D3	¢/kg lwt	371	285
			¢/kg cwt	757	572
Eastern Young Cattle Indicator (EYCI)			¢/kg cwt	1131.00	861.25

Eastern states OTH indicators	Carcase weight	Muscle	Unit	5 Mar 2021
Trade steer	240-260kg	A-C	¢/kg cwt	635
Medium steer	260-280kg	A-C	¢/kg cwt	649
Heavy steer	300-400kg	A-C	¢/kg cwt	658
Medium cow	260-280kg	A-E	¢/kg cwt	542
MSA trade steer	240-260kg	A-C	¢/kg cwt	680

Feeder cattle indicators - paddock sales	Unit	26 Feb 2021
Domestic		
Steers 280-350kg	¢/kg lwt	468
Heifers 280-350kg	¢/kg lwt	415
Export		
Shortfed 100-120 DOF	¢/kg lwt	413
Mediumfed 120-220 DOF	¢/kg lwt	415
Longfed 220+ DOF	¢/kg lwt	330

State saleyard indicators				Queensland		NSW		Victoria		SA		Tasmania	
Category	Live weight	Muscle/Fat	Unit	1 Mar 2022	2 Mar 2021	1 Mar 2022	2 Mar 2021	1 Mar 2022	2 Mar 2021	1 Mar 2022	2 Mar 2021	1 Mar 2022	2 Mar 2021
Restocker Steer	200-280kg	C2	¢/kg lwt	730	525	637	483	653	nq	nq	nq	nq	nq
Feeder Steer	330-400kg	C2	¢/kg lwt	587	442	583	447	562	444	nq	437	nq	nq
Vealer Steer	280-330kg	C2	¢/kg lwt	692	nq	680	549	582	465	569	493	nq	nq
			¢/kg cwt	1306	nq	1283	1031	1078	858	1051	985	nq	nq
Trade Steer	330-400kg	C3	¢/kg lwt	nq	419	550	458	485	461	516	456	nq	nq
			¢/kg cwt	nq	763	1001	821	896	848	1014	852	nq	nq
Medium Steer	400-500kg	C3	¢/kg lwt	493	400	505	367	496	412	524	389	nq	425
			¢/kg cwt	927	749	936	683	934	774	987	779	nq	801
Heavy Steer	500-600kg	C4	¢/kg lwt	454	367	445	371	470	391	nq	nq	nq	nq
			¢/kg cwt	841	661	814	676	874	729	nq	nq	nq	nq
Medium Cow	400-520kg	D3	¢/kg lwt	384	271	357	290	342	302	341	nq	382	274
			¢/kg cwt	788	549	756	591	673	597	681	nq	764	560

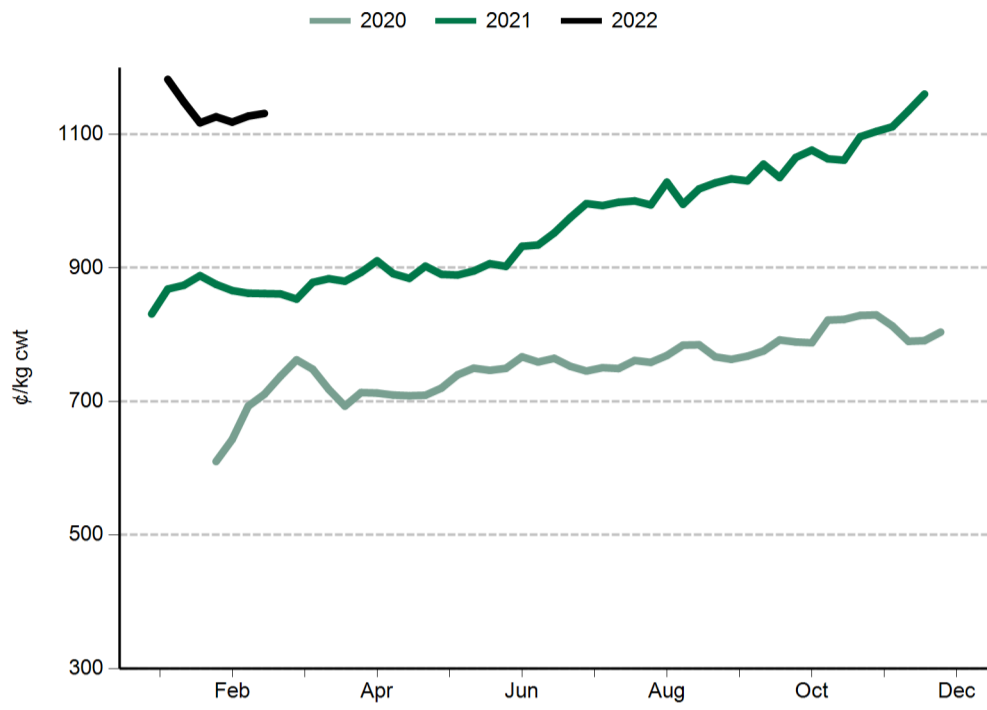
State over-the-hooks indicators				Queensland	NSW	Victoria	SA	Tasmania
Category	Carcase weight	Muscle	Unit	5 Mar 2021	5 Mar 2021	5 Mar 2021	5 Mar 2021	5 Mar 2021
Trade steer	240-260kg	A-C	¢/kg cwt	653	643	683	nq	561
Medium steer	260-280kg	A-C	¢/kg cwt	648	639	661	nq	nq
Heavy steer	300-400kg	A-C	¢/kg cwt	658	649	667	nq	nq
Medium cow	260-280kg	A-E	¢/kg cwt	556	550	526	582	497
MSA trade steer	240-260kg	A-C	¢/kg cwt	668	692	nq	nq	nq

WA saleyard indicators	Unit	1 Mar 2022	2 Mar 2021
WYCI	¢/kg cwt	nq	908
Medium Steer	¢/kg lwt	463	434
Medium Cow	¢/kg lwt	341	313

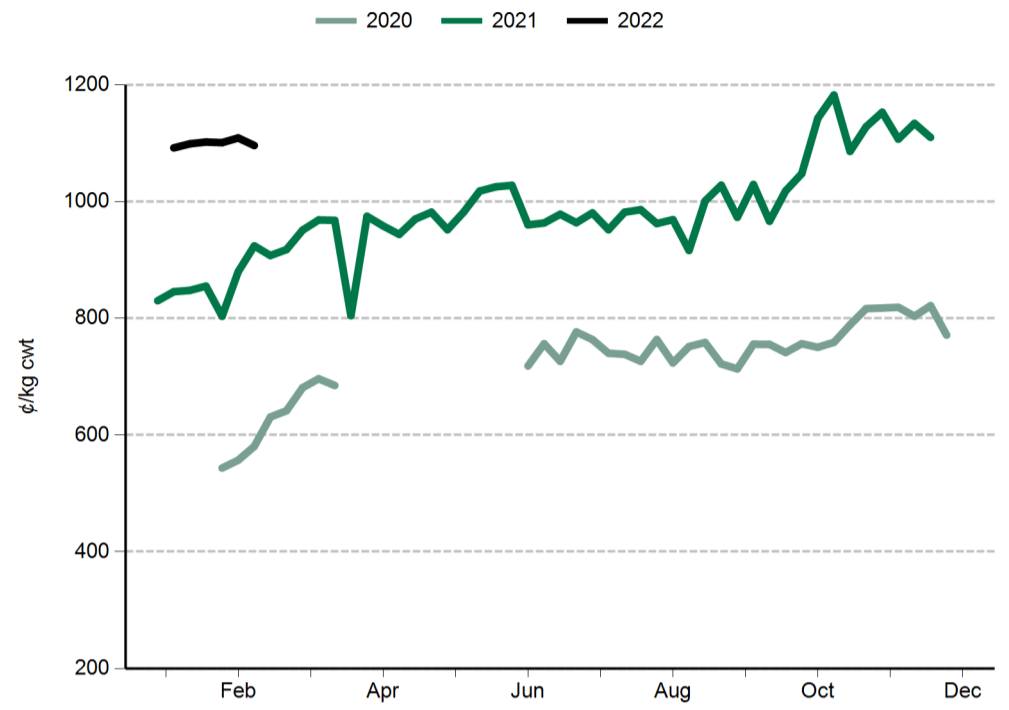
WA over-the-hooks indicators	Unit	5 Mar 2021
Grassfed yearling	¢/kg cwt	710
Grainfed yearling	¢/kg cwt	710
MSA yearling	¢/kg cwt	730

Live Export Price Quotes			Unit	18 Feb 2022	26 Feb 2021
Light Steer	260 - 360 kg	Townsville	¢/kg lwt	nq	400
	260 - 360 kg	Darwin	¢/kg lwt	550	nq
Light Heifer	260 - 360 kg	Townsville	¢/kg lwt	nq	380
	260 - 360 kg	Darwin	¢/kg lwt	530	nq

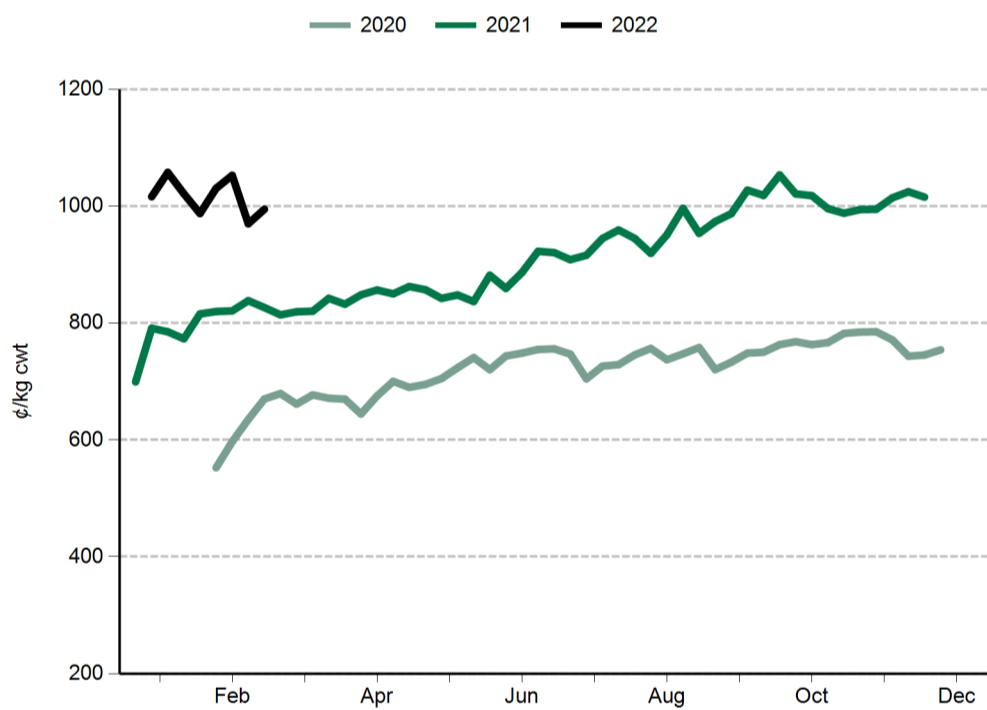
Eastern Young Cattle Indicator (EYCI)



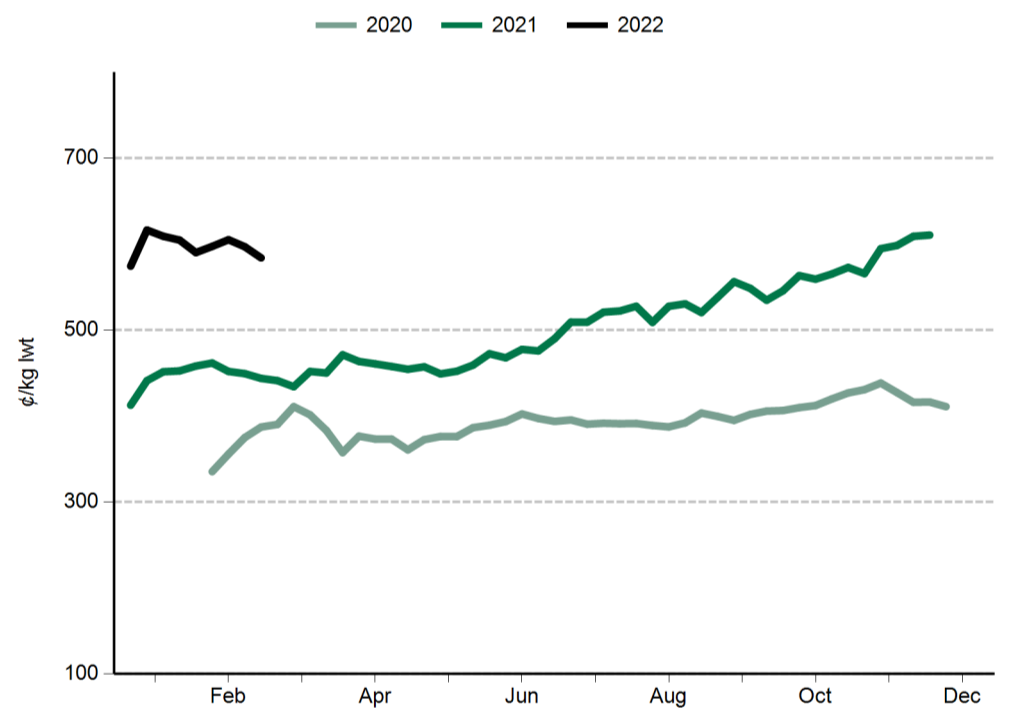
Western Young Cattle Indicator (WYCI)



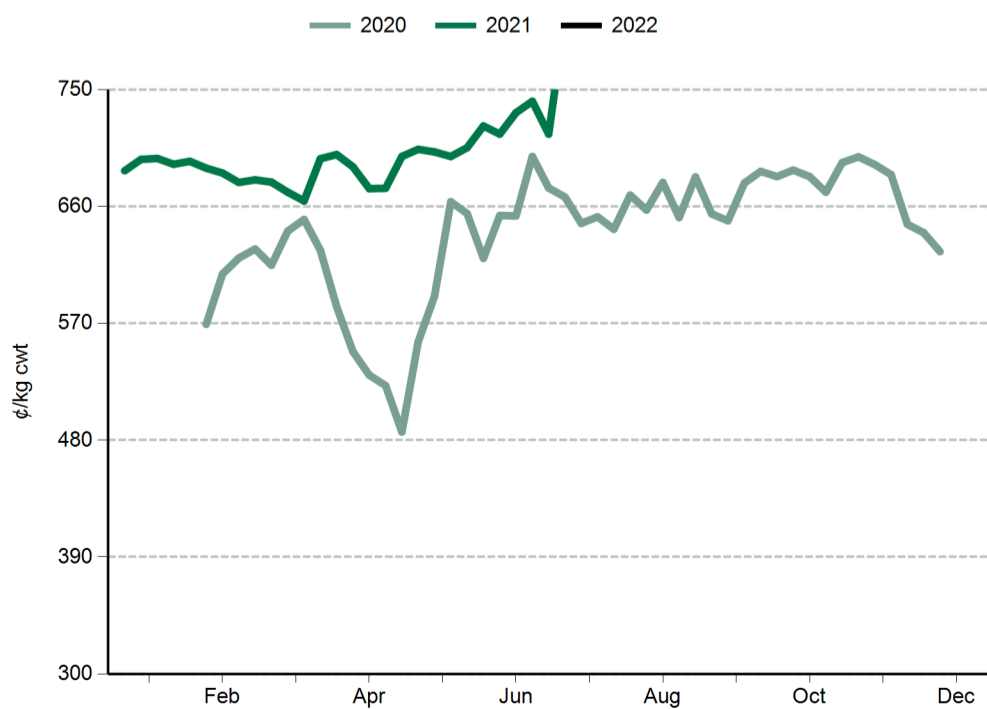
Trade steer



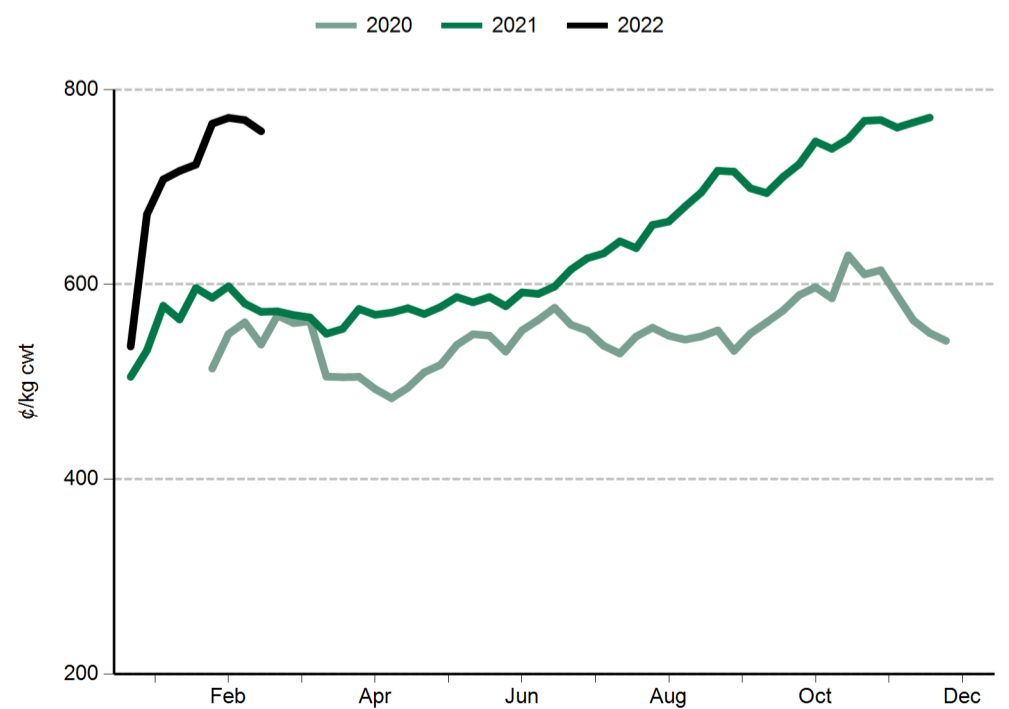
Feeder steer



Heavy steer



Medium cow



Sheep and lamb prices

Eastern States Trade Lamb Indicator (¢/kg cwt)	1 Mar 2022	2 Mar 2021
ESTLI	823	843

National saleyard sheep and lamb indicators (¢/kg cwt)		1 Mar 2022	2 Mar 2021
Merino lamb	16-22kg	744	789
Restocker/feeder lamb	0-18kg	909	947
Light lamb	12-18kg	791	821
Trade lamb	18-22kg	824	829
Heavy lamb	22+kg	806	828
Mutton	18-24kg	577	645

National OTH sheep and lamb indicators (¢/kg cwt)		5 Mar 2021
Medium trade lamb	18-20kg	764
Heavy trade lamb	20-22kg	769
Heavy lamb	22-24kg	773
Mutton	18-24kg	577

State saleyard sheep and lamb indicators (¢/kg cwt)		Victoria		NSW		SA		WA		Tasmania	
		1 Mar 2022	2 Mar 2021	1 Mar 2022	2 Mar 2021	1 Mar 2022	2 Mar 2021	1 Mar 2022	2 Mar 2021	1 Mar 2022	2 Mar 2021
Merino lamb	16-22kg	701	769	747	784	746	811	787	796	nq	nq
Restocker/feeder lamb	0-18kg	858	975	952	989	994	944	893	711	846	1079
Light lamb	12-18kg	821	868	823	872	747	901	719	748	741	945
Trade lamb	18-22kg	811	841	837	862	761	797	829	704	nq	832
Heavy lamb	22+kg	790	828	815	838	758	803	848	727	726	802
Mutton	18-24kg	586	670	580	669	562	628	557	550	624	647

Over-the-hooks sheep and lamb indicators (¢/kg cwt)		Victoria	NSW	SA	WA	Tasmania
		5 Mar 2021	5 Mar 2021	5 Mar 2021	5 Mar 2021	5 Mar 2021
Medium trade lamb	18-20kg	774	770	800	710	nq
Heavy trade lamb	20-22kg	774	785	807	710	nq
Heavy lamb	22-24kg	790	785	807	710	nq
Mutton	18-24kg	613	597	565	533	nq

Live export price quotes (A\$/head)		22 Feb 2022	2 Mar 2021
Live wether	Muchea	nq	134

Glossary:

cwt – carcase weight

lwt – live weight

OTH – over-the-hooks. Refers to the marketing of cattle/sheep/lambs directly from the farm to an abattoir where a producer is paid for the value of the carcase based on a sliding grid.

CIF – Cost, insurance, freight. The quoted price for the goods including freight and insurance costs delivered to final destination.

C&F – Cost and freight. Refers to the quoted price for the goods, including freight to the delivery point, but not insurance.

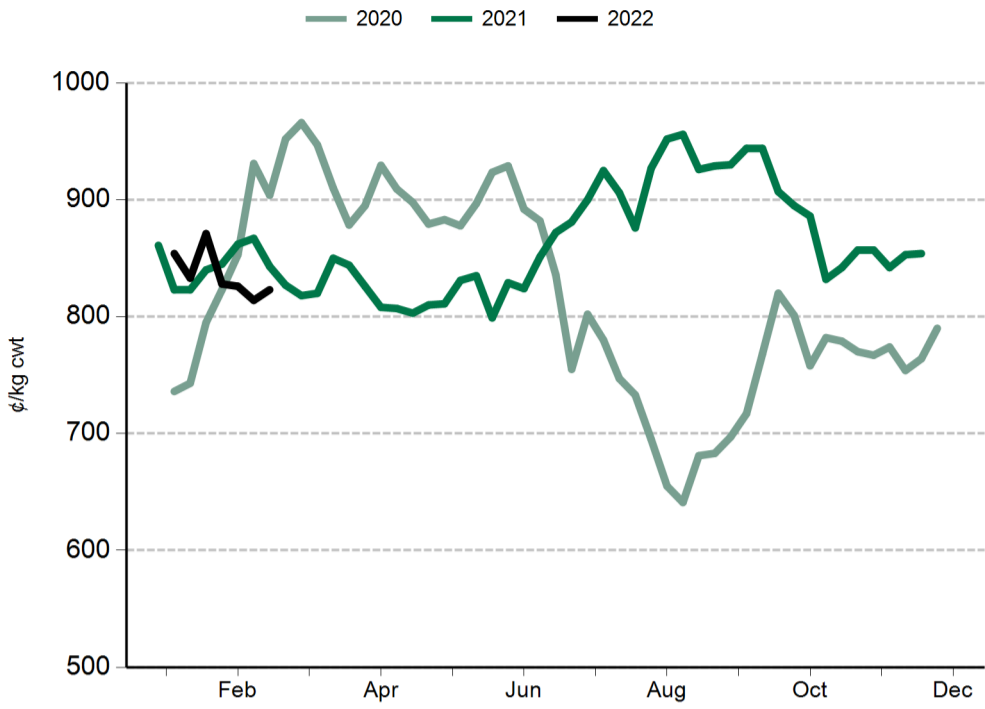
FAS – Free alongside ship. Refers to export price quotes where the seller is obliged to pay warehouse services, packing, inland freight and port charges, but not placement of goods onto the ship. The buyer is obliged to pay overseas freight, charges in foreign port, customs duties, quarantine and delivery to final destination. (See also 'FOB').

EYCI – Eastern Young Cattle Indicator. A seven day rolling average from 24 saleyards across NSW, Victoria and Queensland. It includes vealer and yearling heifers and steers, grade score C2 or C3, with live weight from 200kg.

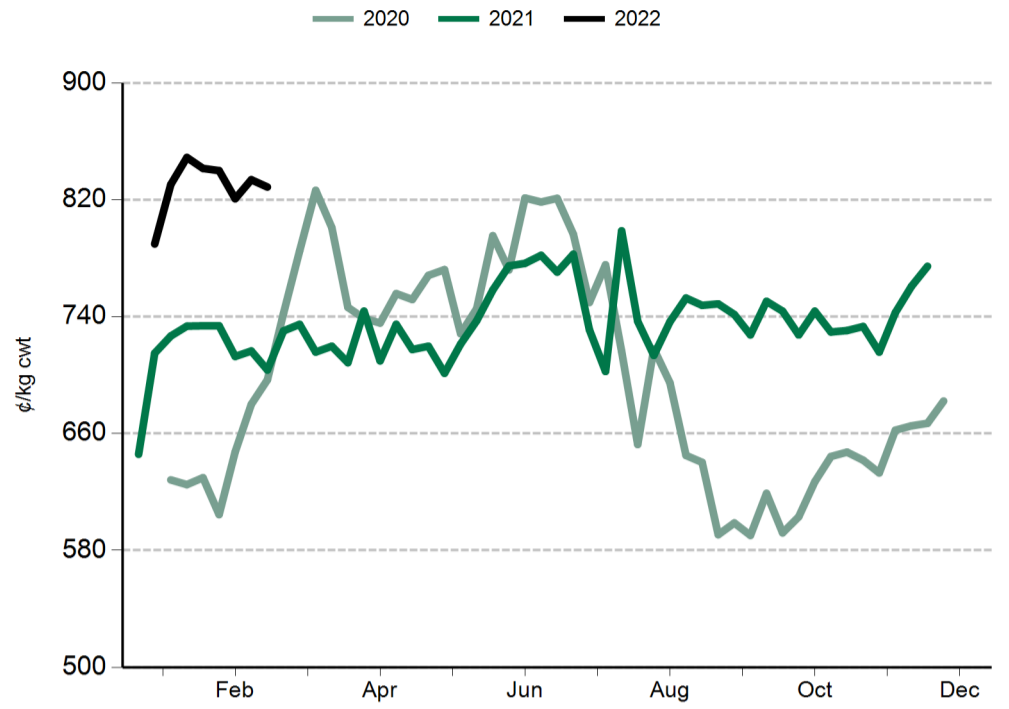
WYCI – Western Young Cattle Indicator. A benchmark of the value of young cattle in WA saleyards. It includes vealer and yearling heifers and steers, grade score C2 or C3, 180kg+ live weight.

All data is collected by MLA's NLRS, unless specified otherwise.

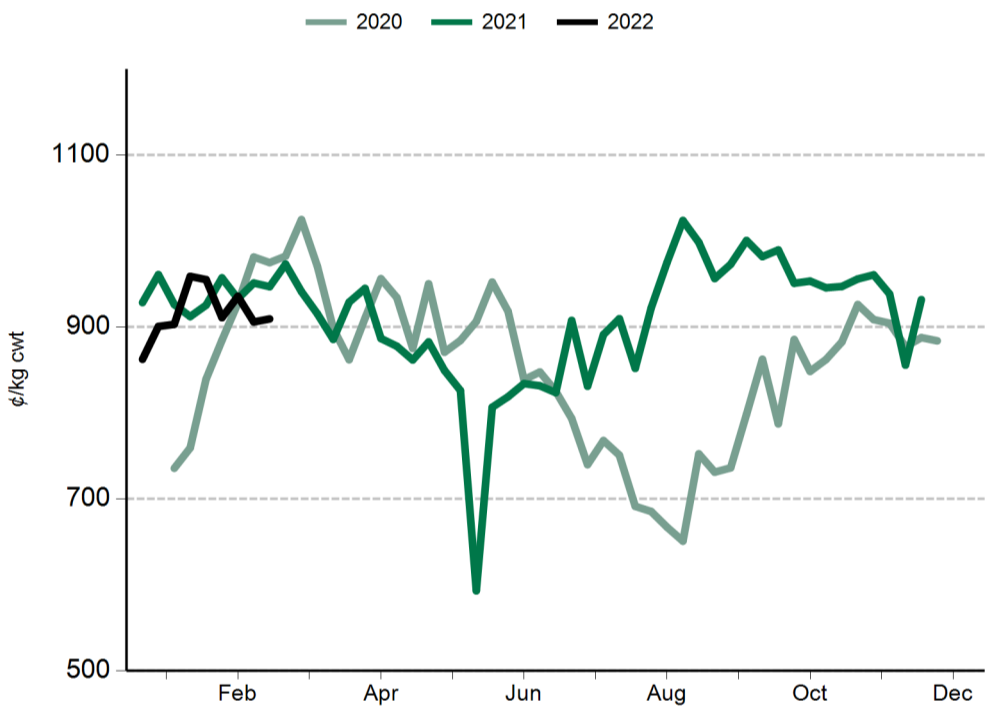
Eastern States Trade Lamb Indicator (ESTLI)



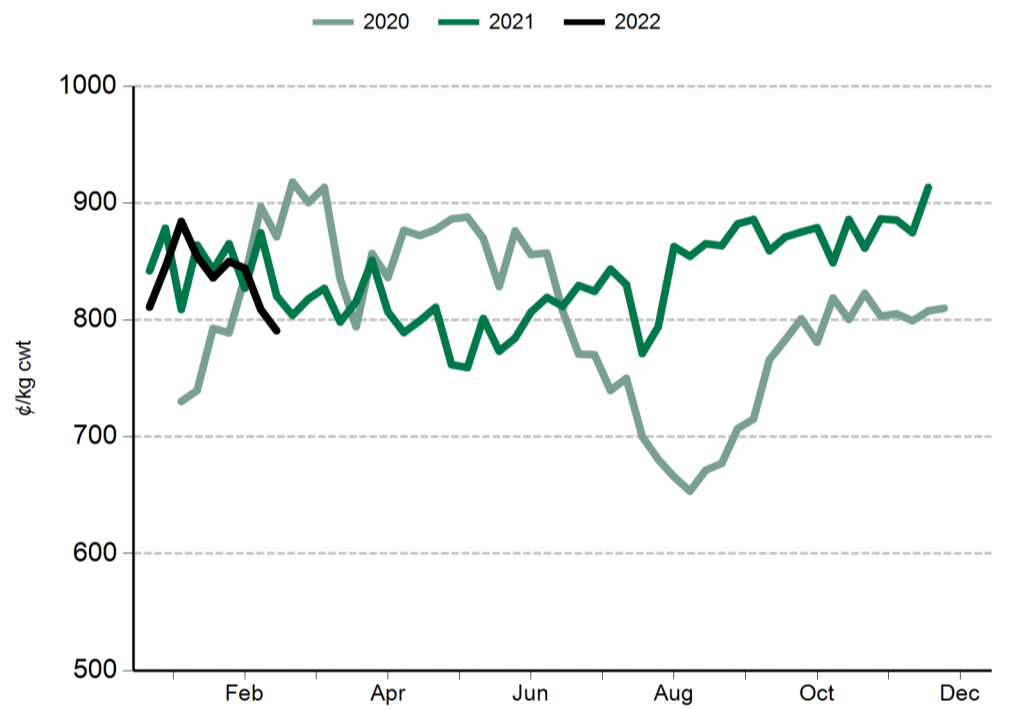
Western Trade Lamb Indicator (WTLI)



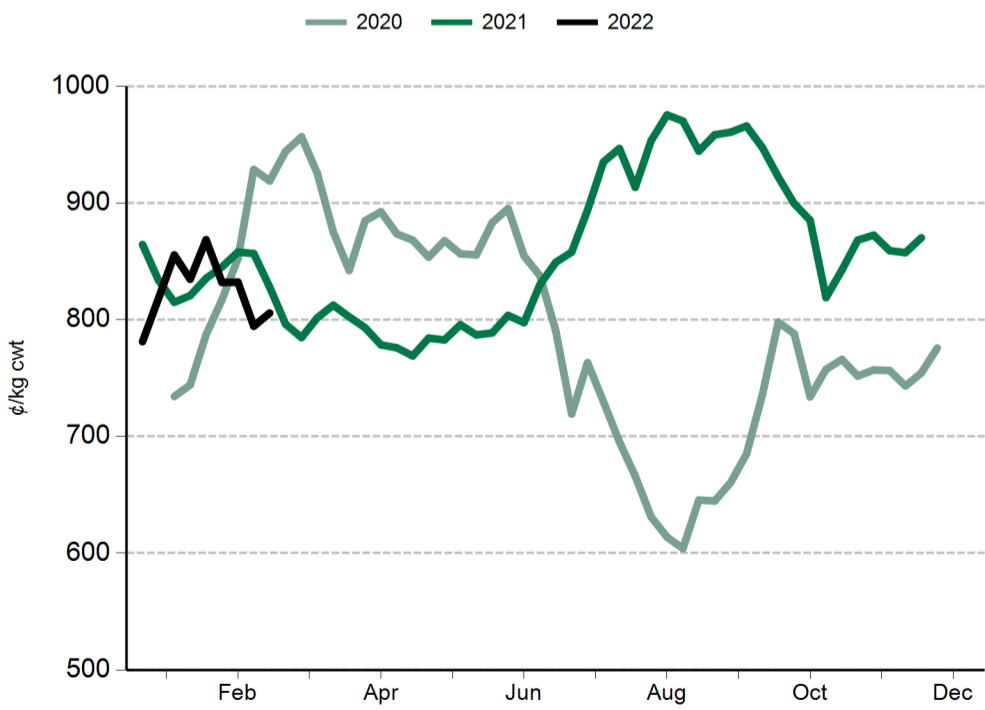
Restocker lamb



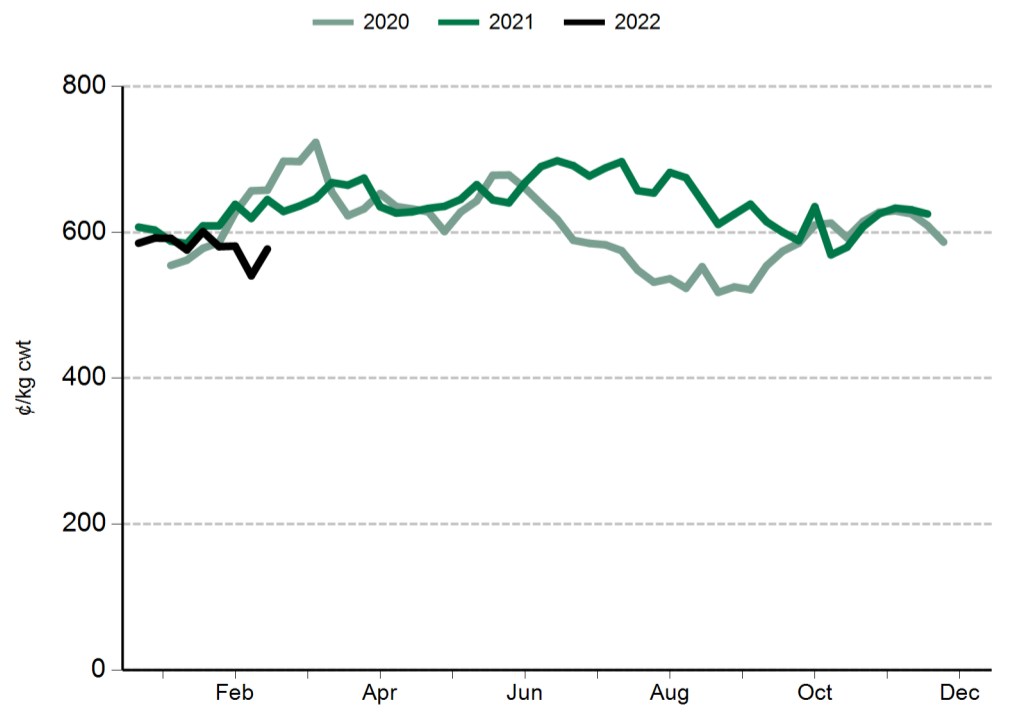
Light lamb



Heavy lamb

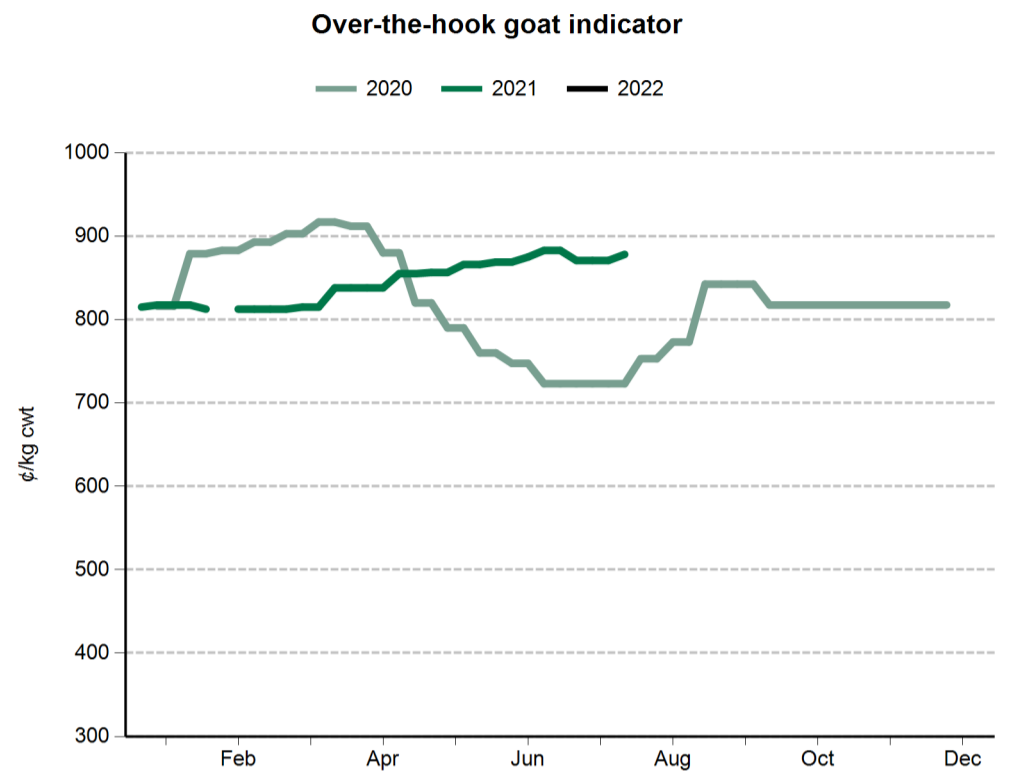


Mutton



General statistics

Over-the-hooks goat indicators (A¢/kg cwt)		5 Mar 2021
8.1-10kg		813
10.1-12kg		813
12.1-16kg		813
16.1-20kg		813
20.1kg+		813
Skin indicators - Lambs		26 Feb 2021
2" +	16.1 - 20kg	150
	20.1 - 24kg	263
	24.1kg +	338
1" - 2"	16.1 - 20kg	100
	20.1 - 24kg	150
	24.1kg +	213
0.5" - 1"	16.1 - 20kg	nq
	20.1 - 24kg	nq
	24.1kg +	150
New Season	16.1 - 20kg	nq
	20.1 - 24kg	200
	24.1kg +	188
Skin indicators - Merino sheep (average 25 micron)		
1.5" - 2"	16.1 - 20kg	1275
	20.1 - 24kg	1550
	24.1kg +	1813



Grain prices - Darling Downs (A\$/tonne)	25 Feb 2022	18 Feb 2022	26 Feb 2021
Wheat	320	305	307
Barley	285	285	275
Sorghum	nq	293	320
Grain prices - Riverina (A\$/tonne)			
Wheat	nq	nq	310
Barley	298	288	nq

Source: Profarmer Australia

PLEASE NOTE

MLA no longer reports on fodder prices, tallow prices or the EMI on a weekly basis.

These can be accessed separately through these links:

- [Fodder prices \(Dairy Australia\)](#)
- [Tallow prices \(MLA monthly co-product report\)](#)
- [EMI \(AWEX\)](#)

US imported beef prices (CIF)		26 Feb 2021
Bull 95CL	US¢/lb	246.5
	A¢/kg	702.2
Cow 90CL	US¢/lb	226.8
	A¢/kg	646.1
CC/CF 85CL	US¢/lb	201.0
	A¢/kg	572.6
Shank 90CL	US¢/lb	230.0
	A¢/kg	655.2
Trim 85CL	US¢/lb	200.5
	A¢/kg	571.2
Trim 80CL	US¢/lb	177.5
	A¢/kg	505.6
Trim 75CL	US¢/lb	175.0
	A¢/kg	498.5
Trim 65CL	US¢/lb	nq
	A¢/kg	nq
Outside flats	US¢/lb	nq
	A¢/kg	nq
Knuckles	US¢/lb	265.0
	A¢/kg	754.9
Inside cap off	US¢/lb	315.0
	A¢/kg	897.3

Source: Steiner Consulting Group

