

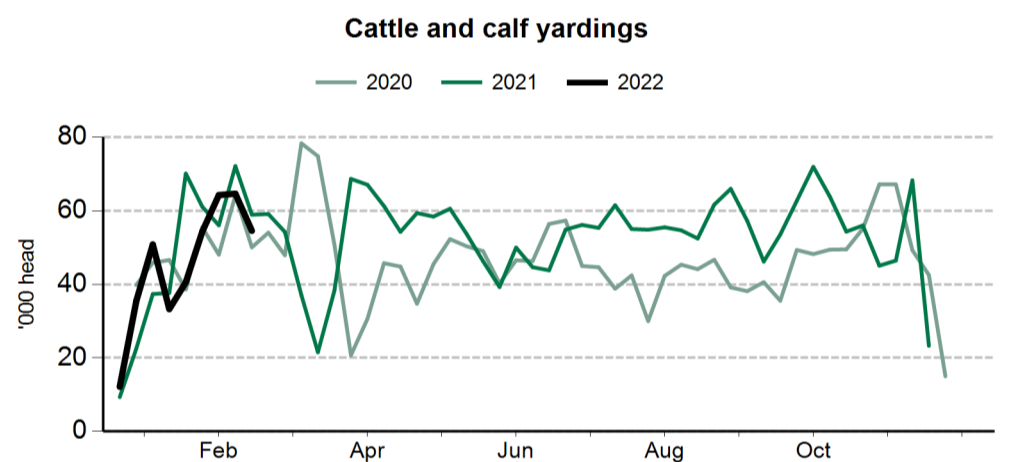
The following weekly statistical summary includes the following information:

- **Livestock movements**.....pages 1-2
 - Cattle yardings
 - Sheep yardings
 - Cattle slaughter
 - Sheep, lamb and goat slaughter
- **Cattle price indicators**.....pages 3-4
 - Saleyard indicators
 - Over-the-hook indicators
 - Live export indicators
- **Sheep and lamb indicators**.....pages 5-6
 - Saleyard indicators
 - Over-the-hook indicators
 - Live export indicators
- **General statistics**.....page 7
 - Over-the-hook goat indicators
 - Skin price indicators
 - Weekly US imported beef indicators

Cattle movements

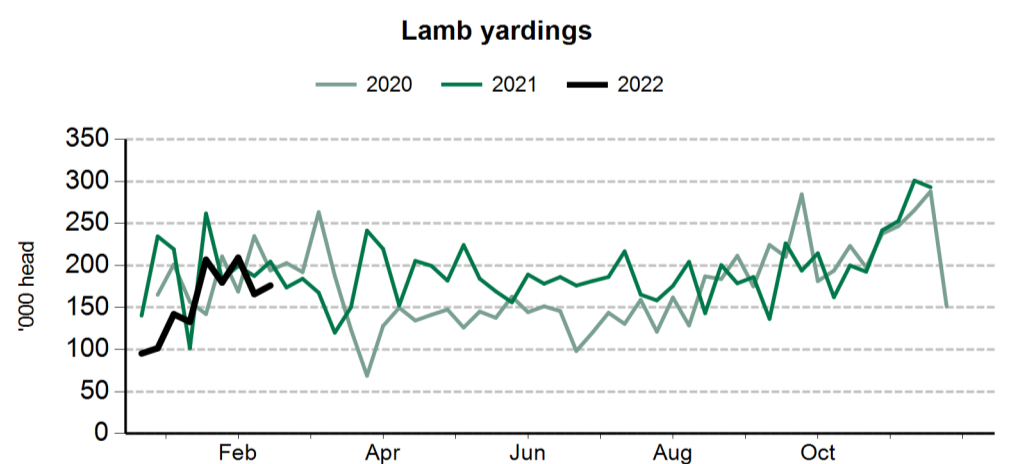
Cattle saleyard throughput		4 Mar 2022	25 Feb 2022	5 Mar 2021
Queensland	Cattle	6,051	14,654	21,310
NSW	Cattle	7,633	12,878	12,060
Victoria	Cattle	4,322	6,152	7,981
SA	Cattle	909	1,744	1,528
WA	Cattle	814	1,798	3,021
Tasmania	Cattle	200	77	220

Cattle slaughter		25 Feb 2022	5 Mar 2021
Queensland	Cattle	33,171	49,813
	Calves	239	61
NSW	Cattle	24,399	26,920
	Calves	3	1,113
Victoria	Cattle	11,769	14,669
	Calves	1,078	1,577
SA	Cattle	3,864	2,372
	Calves	0	3
Tasmania	Cattle	4,182	3,527
	Calves	23	6

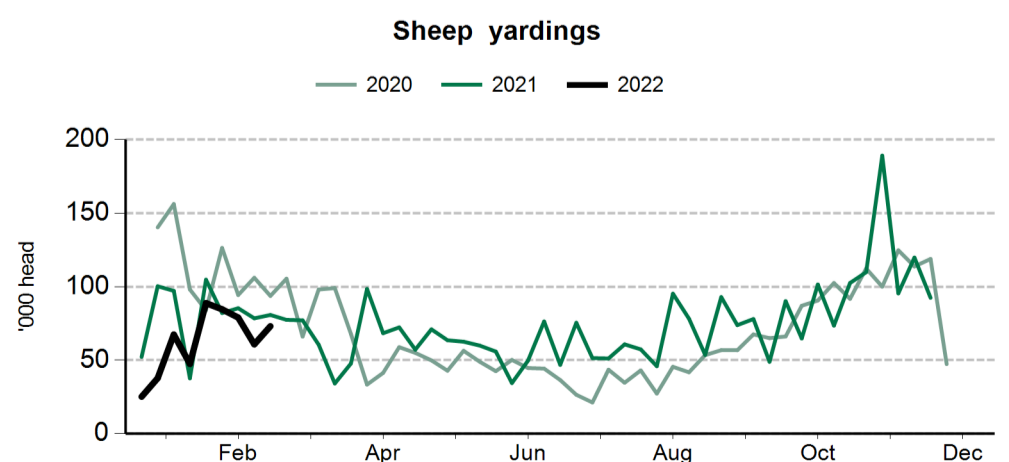


Smallstock movements

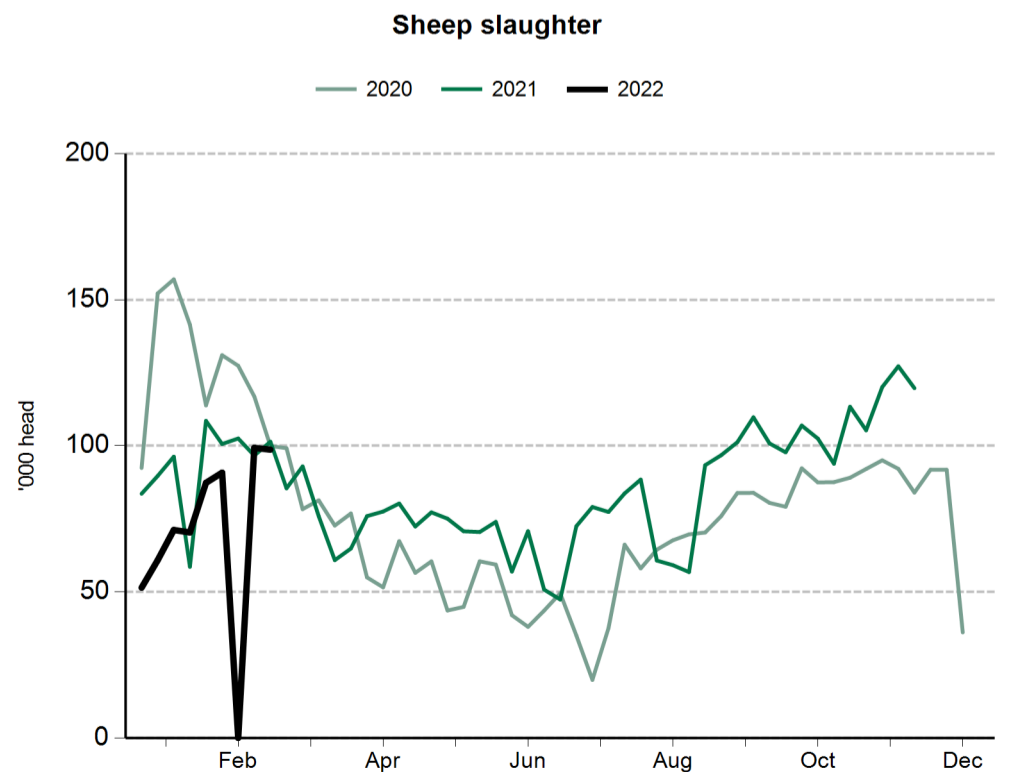
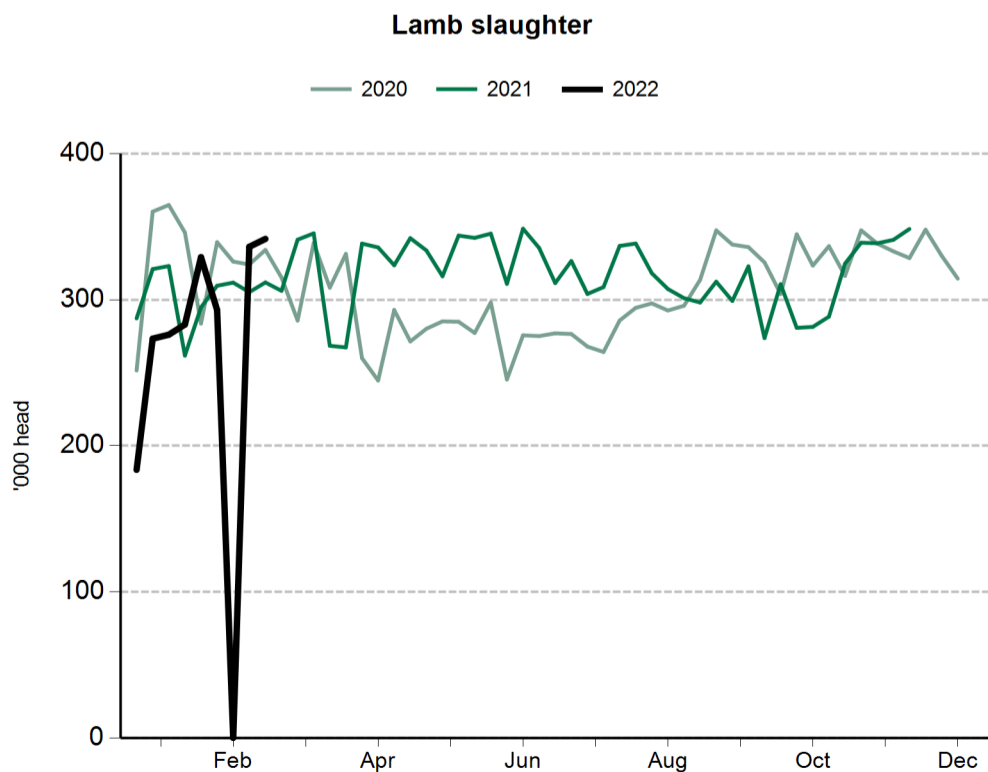
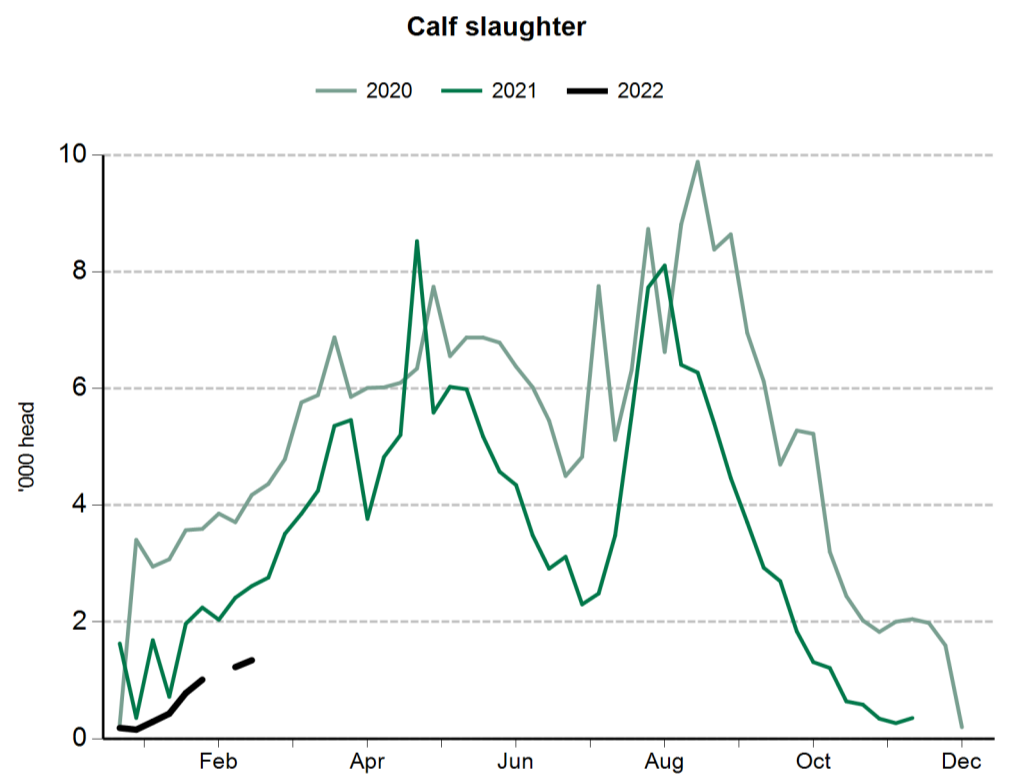
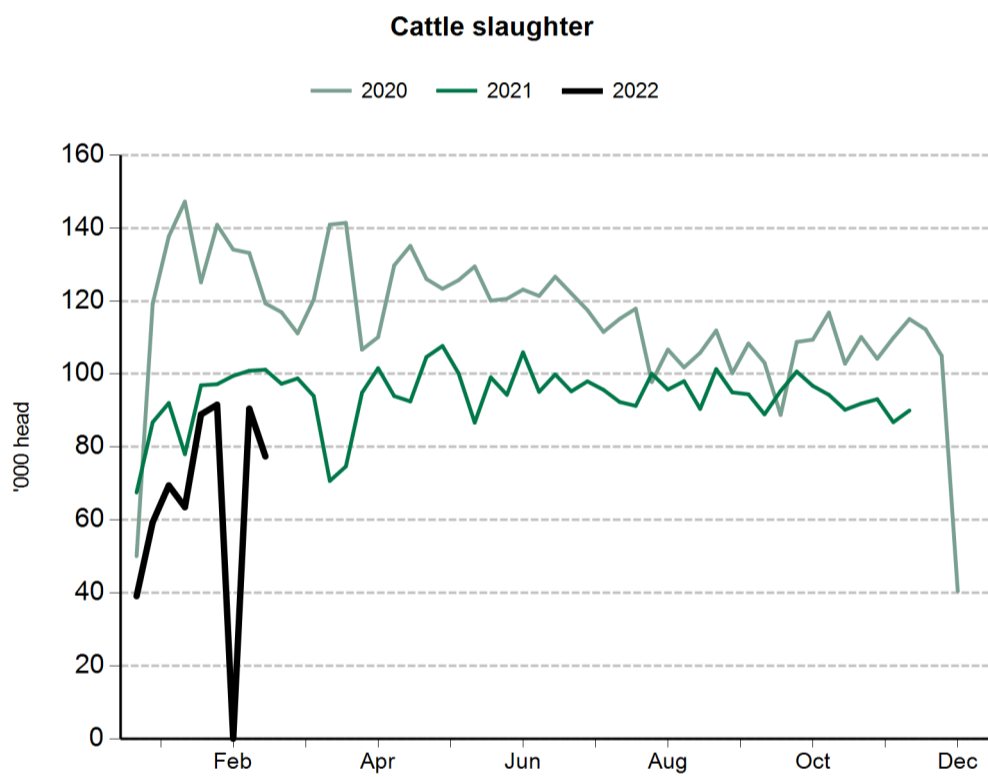
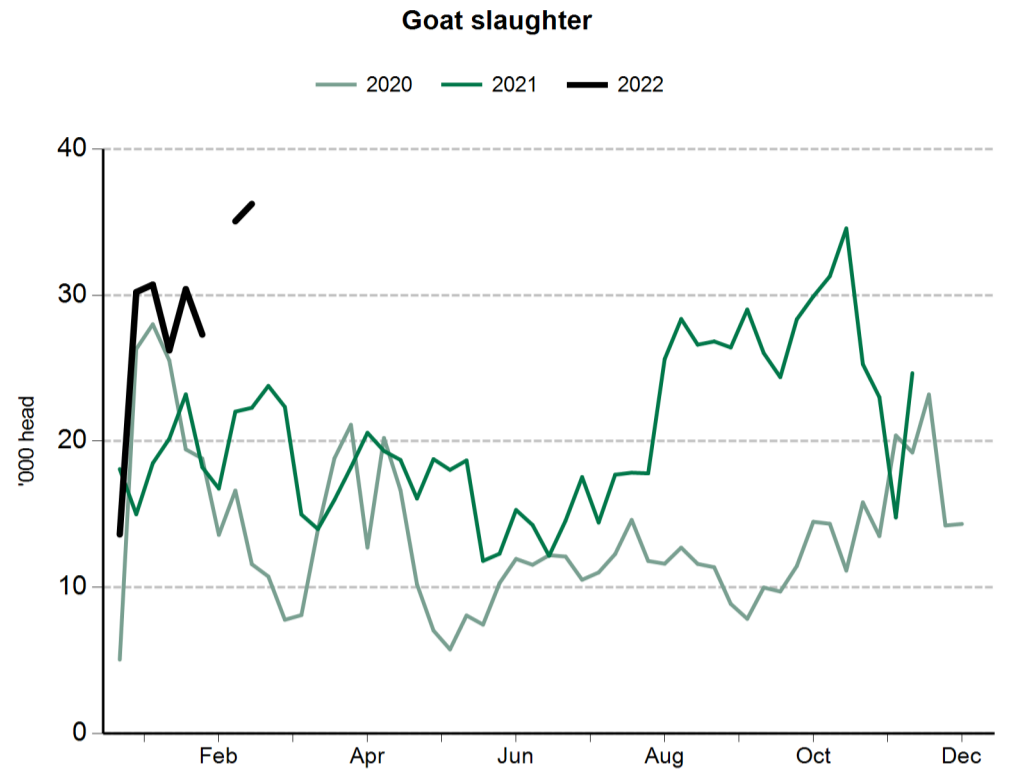
Sheep and lamb saleyard throughput		4 Mar 2022	25 Feb 2022	5 Mar 2021
NSW	Lambs	30,547	96,450	84,012
	Sheep	16,771	34,428	30,217
Victoria	Lambs	42,057	54,327	59,738
	Sheep	18,388	22,773	30,831
SA	Lambs	9,253	7,273	13,201
	Sheep	3,638	4,442	3,383
WA	Lambs	7,798	15,832	13,187
	Sheep	3,100	9,567	9,500
Tasmania	Lambs	1,223	1,660	2,733
	Sheep	1,925	1,843	2,966



Sheep and lamb slaughter		25 Feb 2022	5 Mar 2021
Queensland	Lambs	262	146
	Sheep	1,389	311
NSW	Lambs	107,429	129,108
	Sheep	49,100	45,781
Victoria	Lambs	177,133	126,332
	Sheep	40,237	35,798
SA	Lambs	51,236	47,187
	Sheep	4,769	239
Tasmania	Lambs	5,557	3,277
	Sheep	3,170	3,286



Goat slaughter		25 Feb 2022	5 Mar 2021
Queensland	Goats	9,082	8,548
NSW	Goats	1,391	2,351
Victoria	Goats	17,337	7,966
SA	Goats	8,432	4,917
Tasmania	Goats	nq	nq



Cattle prices

National saleyard indicators	Live weight	Muscle/Fat	Unit	8 Mar 2022	9 Mar 2021
Restocker Steer	200-280kg	C2	¢/kg lwt	756	521
Feeder Steer	330-400kg	C2	¢/kg lwt	578	441
Vealer Steer	280-330kg	C2	¢/kg lwt	634	492
			¢/kg cwt	1210	938
Trade Steer	330-400kg	C3	¢/kg lwt	569	443
			¢/kg cwt	1062	814
Medium Steer	400-500kg	C3	¢/kg lwt	483	370
			¢/kg cwt	916	697
Heavy Steer	500-600kg	C4	¢/kg lwt	451	370
			¢/kg cwt	836	679
Medium Cow	400-520kg	D3	¢/kg lwt	364	281
			¢/kg cwt	748	572
Eastern Young Cattle Indicator (EYCI)			¢/kg cwt	1105.00	860.75

Eastern states OTH indicators	Carcase weight	Muscle	Unit	12 Mar 2021
Trade steer	240-260kg	A-C	¢/kg cwt	634
Medium steer	260-280kg	A-C	¢/kg cwt	647
Heavy steer	300-400kg	A-C	¢/kg cwt	656
Medium cow	260-280kg	A-E	¢/kg cwt	541
MSA trade steer	240-260kg	A-C	¢/kg cwt	673

Feeder cattle indicators - paddock sales	Unit	5 Mar 2021
Domestic		
Steers 280-350kg	¢/kg lwt	468
Heifers 280-350kg	¢/kg lwt	415
Export		
Shortfed 100-120 DOF	¢/kg lwt	413
Mediumfed 120-220 DOF	¢/kg lwt	415
Longfed 220+ DOF	¢/kg lwt	330

State saleyard indicators				Queensland		NSW		Victoria		SA		Tasmania	
Category	Live weight	Muscle/Fat	Unit	8 Mar 2022	9 Mar 2021	8 Mar 2022	9 Mar 2021	8 Mar 2022	9 Mar 2021	8 Mar 2022	9 Mar 2021	8 Mar 2022	9 Mar 2021
Restocker Steer	200-280kg	C2	¢/kg lwt	760	521	730	513	nq	522	nq	482	nq	nq
Feeder Steer	330-400kg	C2	¢/kg lwt	598	436	574	447	517	461	nq	nq	nq	nq
Vealer Steer	280-330kg	C2	¢/kg lwt	nq	460	666	511	603	466	629	472	nq	nq
			¢/kg cwt	nq	878	1256	946	1127	850	1258	940	nq	nq
Trade Steer	330-400kg	C3	¢/kg lwt	nq	nq	566	451	nq	425	577	433	nq	nq
			¢/kg cwt	nq	nq	1038	817	nq	793	1154	816	nq	nq
Medium Steer	400-500kg	C3	¢/kg lwt	457	350	501	365	506	401	501	374	nq	406
			¢/kg cwt	856	655	935	683	958	757	1002	740	nq	764
Heavy Steer	500-600kg	C4	¢/kg lwt	449	357	454	361	458	388	nq	nq	nq	nq
			¢/kg cwt	833	652	838	660	852	719	nq	nq	nq	nq
Medium Cow	400-520kg	D3	¢/kg lwt	371	275	354	288	344	288	nq	nq	346	256
			¢/kg cwt	761	560	743	594	691	603	nq	nq	680	543

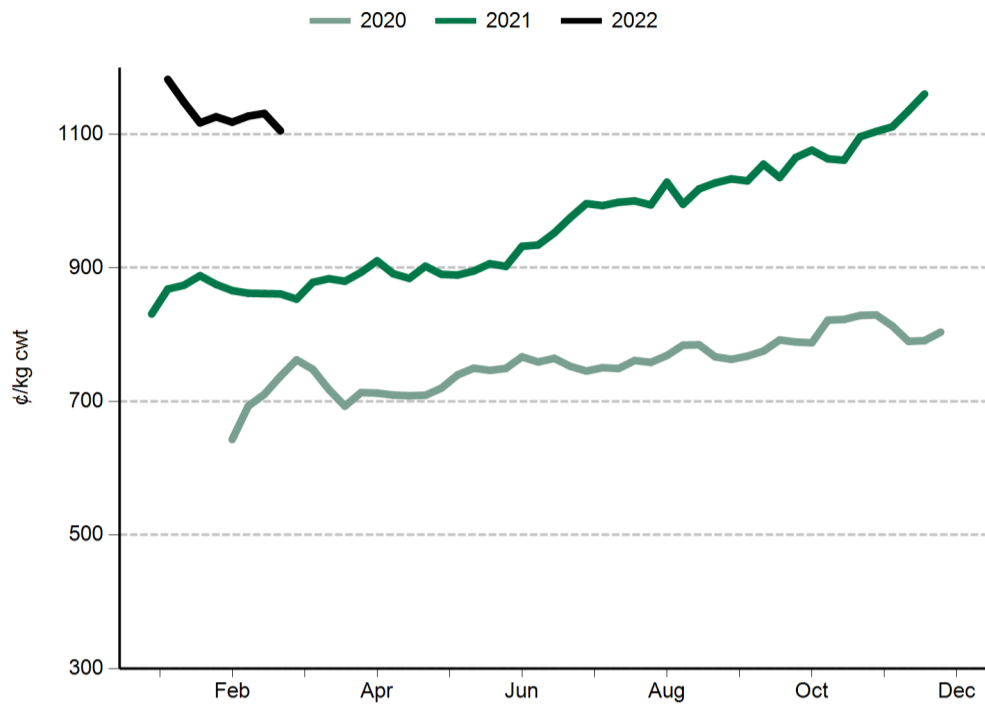
State over-the-hooks indicators				Queensland	NSW	Victoria	SA	Tasmania
Category	Carcase weight	Muscle	Unit	12 Mar 2021	12 Mar 2021	12 Mar 2021	12 Mar 2021	12 Mar 2021
Trade steer	240-260kg	A-C	¢/kg cwt	653	638	683	nq	561
Medium steer	260-280kg	A-C	¢/kg cwt	648	633	661	nq	nq
Heavy steer	300-400kg	A-C	¢/kg cwt	658	643	667	nq	nq
Medium cow	260-280kg	A-E	¢/kg cwt	556	550	526	578	497
MSA trade steer	240-260kg	A-C	¢/kg cwt	660	686	nq	nq	nq

WA saleyard indicators	Unit	8 Mar 2022	9 Mar 2021
WYCI	¢/kg cwt	1117	918
Medium Steer	¢/kg lwt	494	403
Medium Cow	¢/kg lwt	322	308

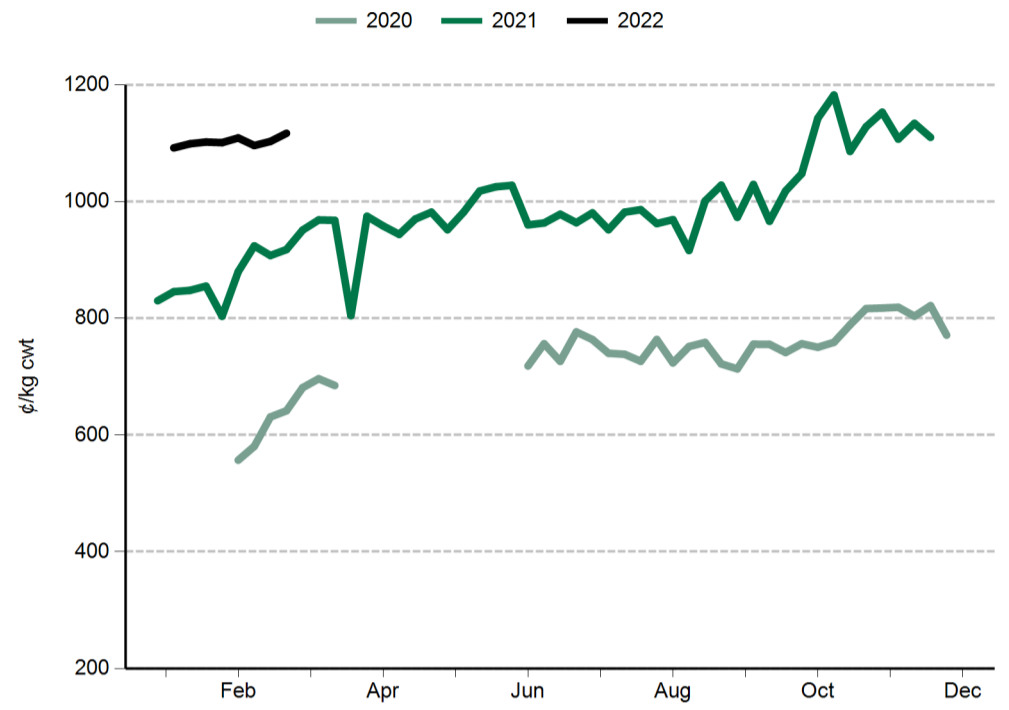
WA over-the-hooks indicators	Unit	12 Mar 2021
Grassfed yearling	¢/kg cwt	710
Grainfed yearling	¢/kg cwt	710
MSA yearling	¢/kg cwt	730

Live Export Price Quotes			Unit	25 Feb 2022	5 Mar 2021
Light Steer	260 - 360 kg	Townsville	¢/kg lwt	nq	400
	260 - 360 kg	Darwin	¢/kg lwt	550	nq
Light Heifer	260 - 360 kg	Townsville	¢/kg lwt	nq	380
	260 - 360 kg	Darwin	¢/kg lwt	530	nq

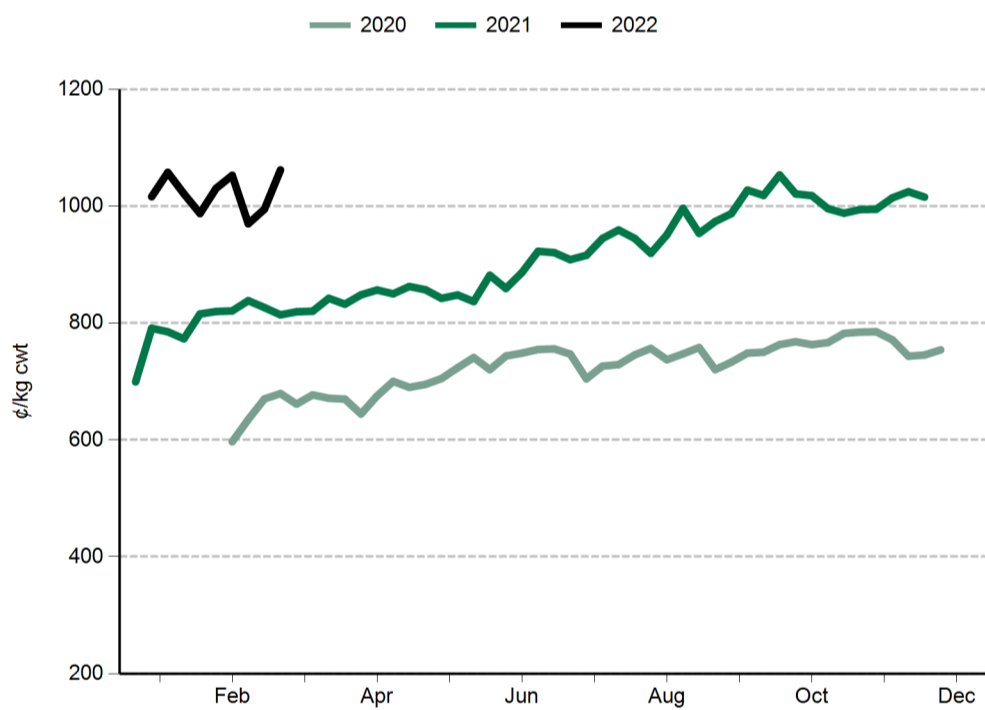
Eastern Young Cattle Indicator (EYCI)



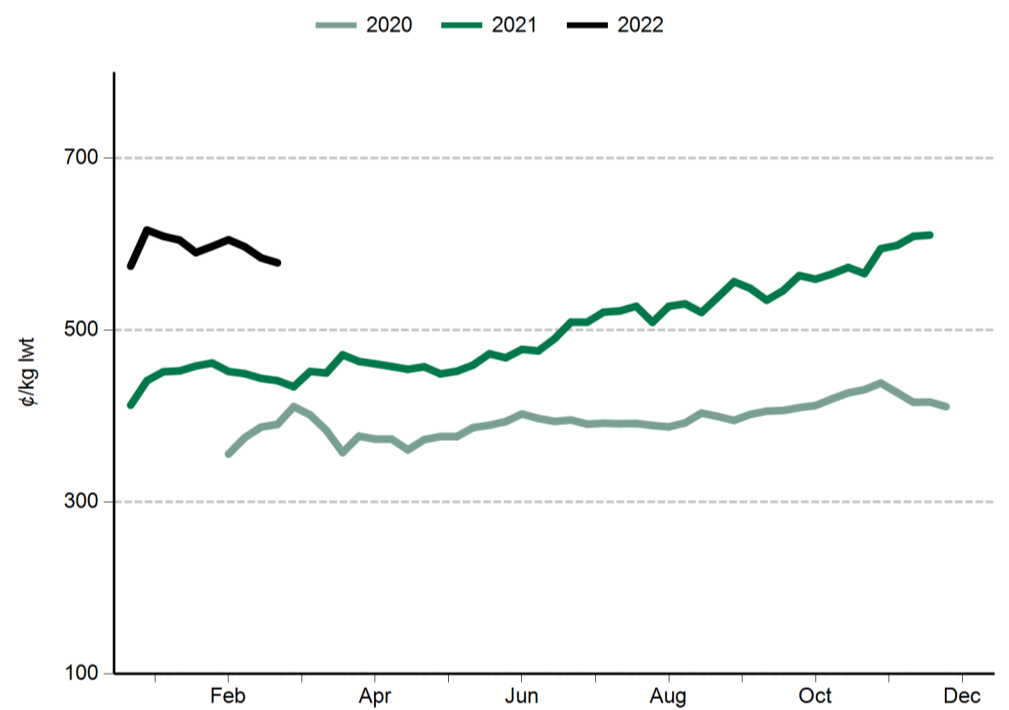
Western Young Cattle Indicator (WYCI)



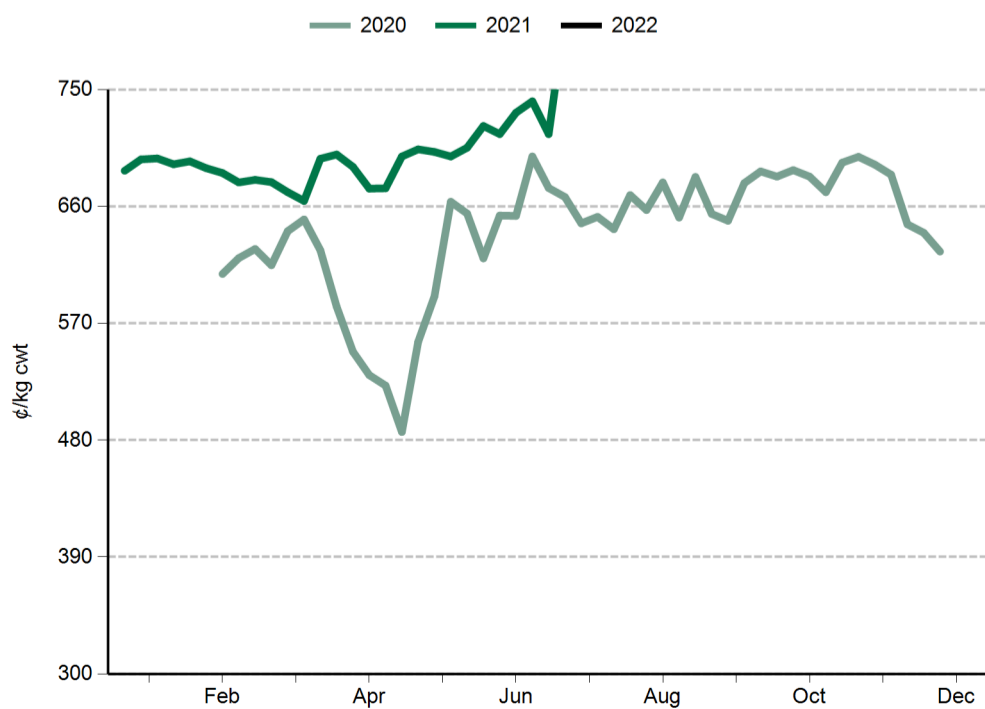
Trade steer



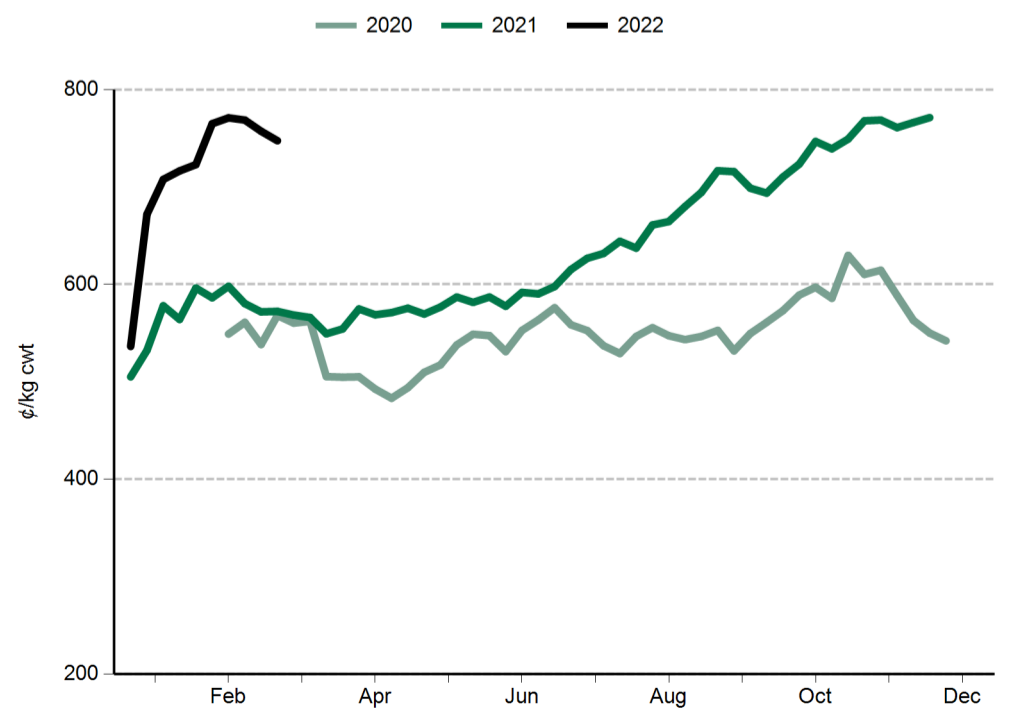
Feeder steer



Heavy steer



Medium cow



Sheep and lamb prices

Eastern States Trade Lamb Indicator (¢/kg cwt)	8 Mar 2022	9 Mar 2021
ESTLI	800	827

National saleyard sheep and lamb indicators (¢/kg cwt)		8 Mar 2022	9 Mar 2021
Merino lamb	16-22kg	717	744
Restocker/feeder lamb	0-18kg	870	973
Light lamb	12-18kg	788	804
Trade lamb	18-22kg	803	816
Heavy lamb	22+kg	788	796
Mutton	18-24kg	575	629

National OTH sheep and lamb indicators (¢/kg cwt)		12 Mar 2021
Medium trade lamb	18-20kg	758
Heavy trade lamb	20-22kg	760
Heavy lamb	22-24kg	766
Mutton	18-24kg	581

State saleyard sheep and lamb indicators (¢/kg cwt)		Victoria		NSW		SA		WA		Tasmania	
		8 Mar 2022	9 Mar 2021	8 Mar 2022	9 Mar 2021	8 Mar 2022	9 Mar 2021	8 Mar 2022	9 Mar 2021	8 Mar 2022	9 Mar 2021
Merino lamb	16-22kg	685	776	738	733	686	738	742	702	nq	nq
Restocker/feeder lamb	0-18kg	842	941	944	1032	743	980	753	898	712	965
Light lamb	12-18kg	787	817	824	864	680	810	727	763	734	860
Trade lamb	18-22kg	788	823	812	842	695	812	820	730	672	798
Heavy lamb	22+kg	774	791	799	807	670	772	828	754	656	733
Mutton	18-24kg	572	635	589	656	505	589	545	563	534	603

Over-the-hooks sheep and lamb indicators (¢/kg cwt)		Victoria	NSW	SA	WA	Tasmania
		12 Mar 2021	12 Mar 2021	12 Mar 2021	12 Mar 2021	12 Mar 2021
Medium trade lamb	18-20kg	766	765	790	710	nq
Heavy trade lamb	20-22kg	766	765	800	710	nq
Heavy lamb	22-24kg	790	765	800	710	nq
Mutton	18-24kg	625	597	570	533	nq

Live export price quotes (A\$/head)		1 Mar 2022	9 Mar 2021
Live wether	Muchea	nq	nq

Glossary:

cwt – carcase weight

lwt – live weight

OTH – over-the-hooks. Refers to the marketing of cattle/sheep/lambs directly from the farm to an abattoir where a producer is paid for the value of the carcase based on a sliding grid.

CIF – Cost, insurance, freight. The quoted price for the goods including freight and insurance costs delivered to final destination.

C&F – Cost and freight. Refers to the quoted price for the goods, including freight to the delivery point, but not insurance.

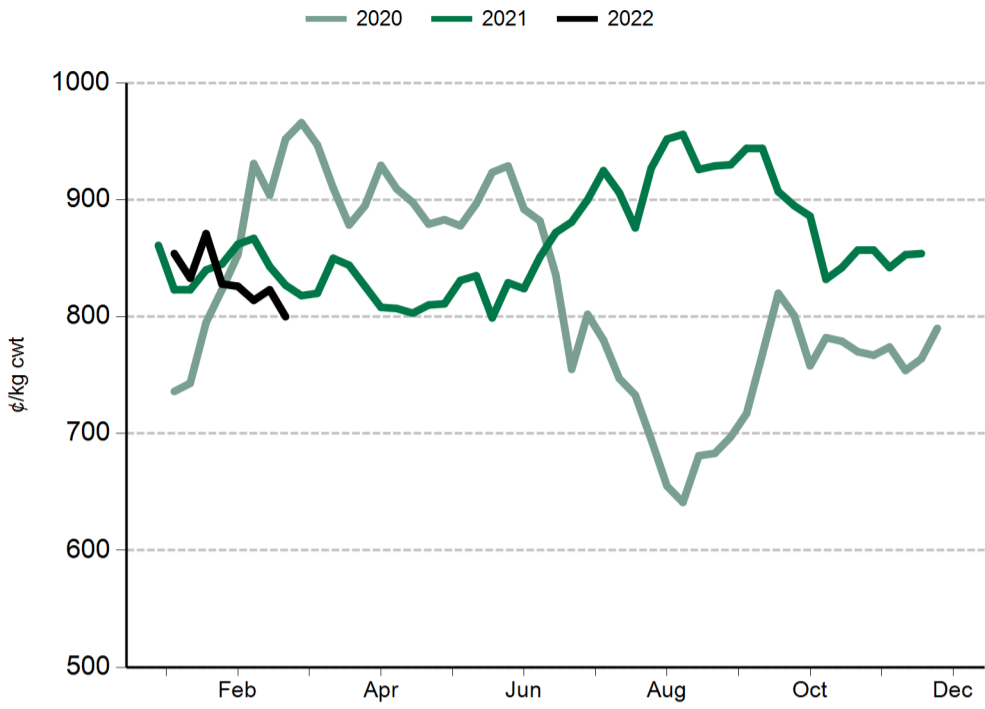
FAS – Free alongside ship. Refers to export price quotes where the seller is obliged to pay warehouse services, packing, inland freight and port charges, but not placement of goods onto the ship. The buyer is obliged to pay overseas freight, charges in foreign port, customs duties, quarantine and delivery to final destination. (See also 'FOB').

EYCI – Eastern Young Cattle Indicator. A seven day rolling average from 24 saleyards across NSW, Victoria and Queensland. It includes vealer and yearling heifers and steers, grade score C2 or C3, with live weight from 200kg.

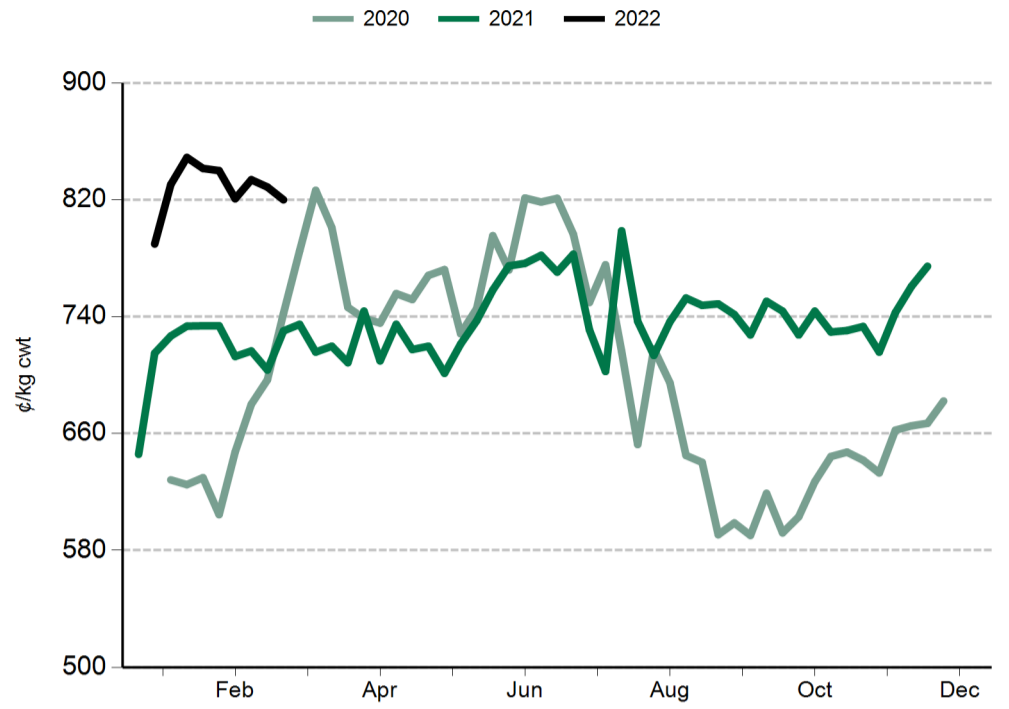
WYCI – Western Young Cattle Indicator. A benchmark of the value of young cattle in WA saleyards. It includes vealer and yearling heifers and steers, grade score C2 or C3, 180kg+ live weight.

All data is collected by MLA's NLRS, unless specified otherwise.

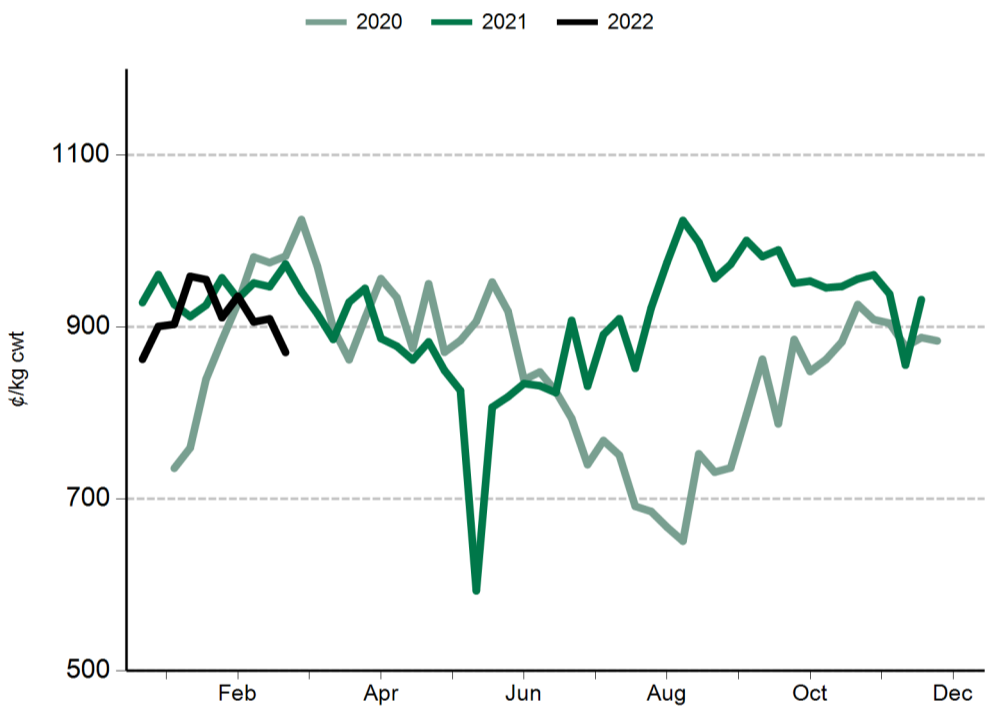
Eastern States Trade Lamb Indicator (ESTLI)



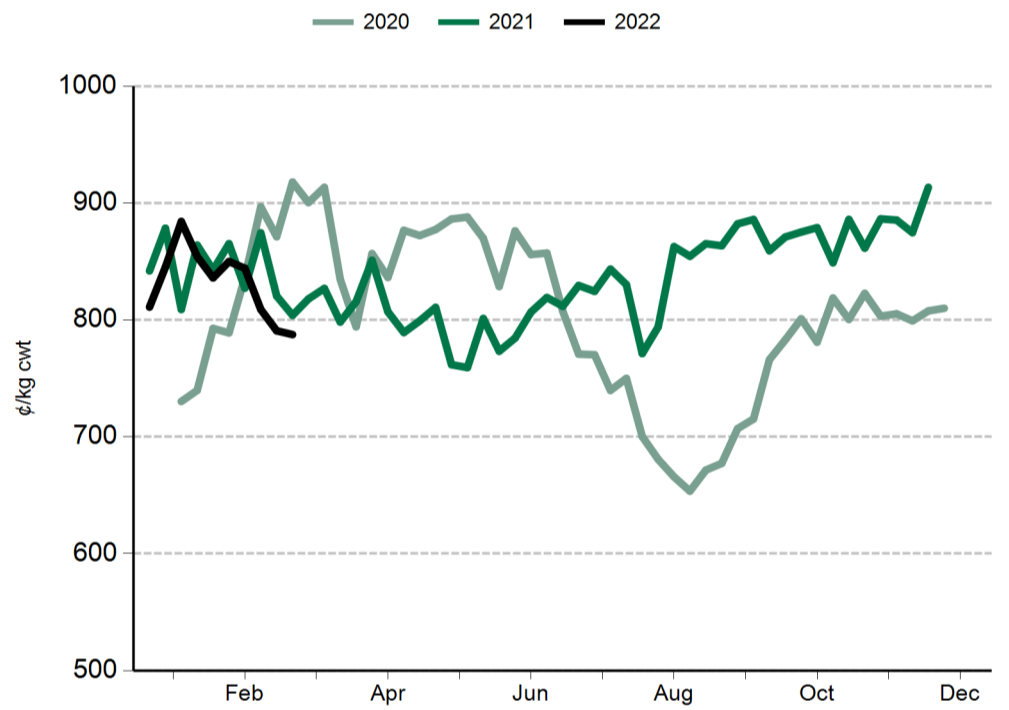
Western Trade Lamb Indicator (WTLI)



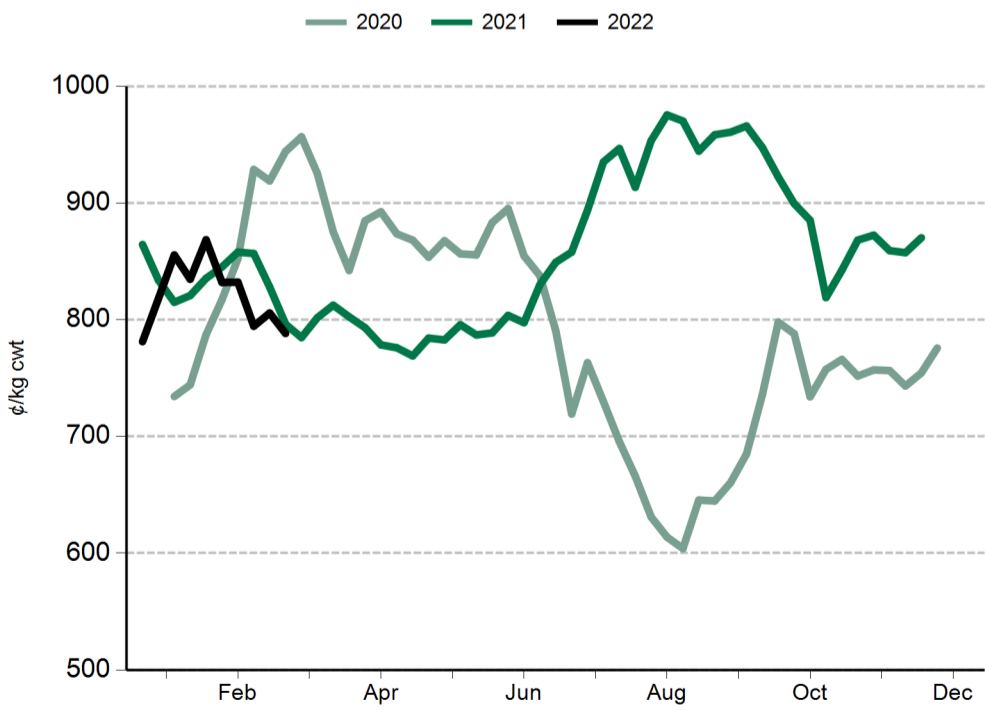
Restocker lamb



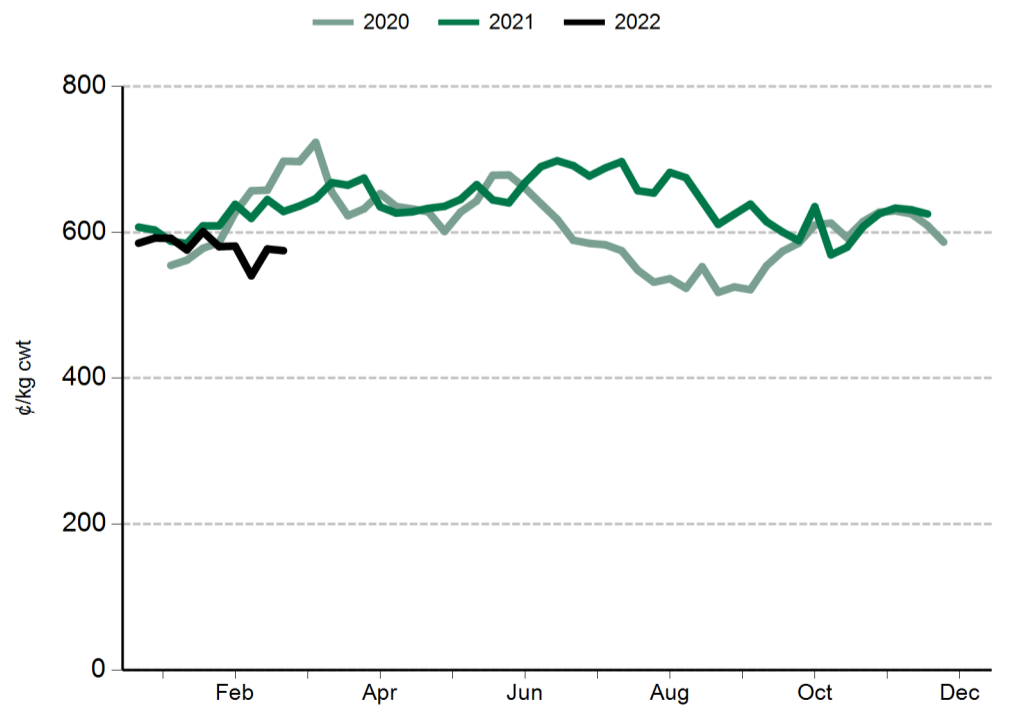
Light lamb



Heavy lamb

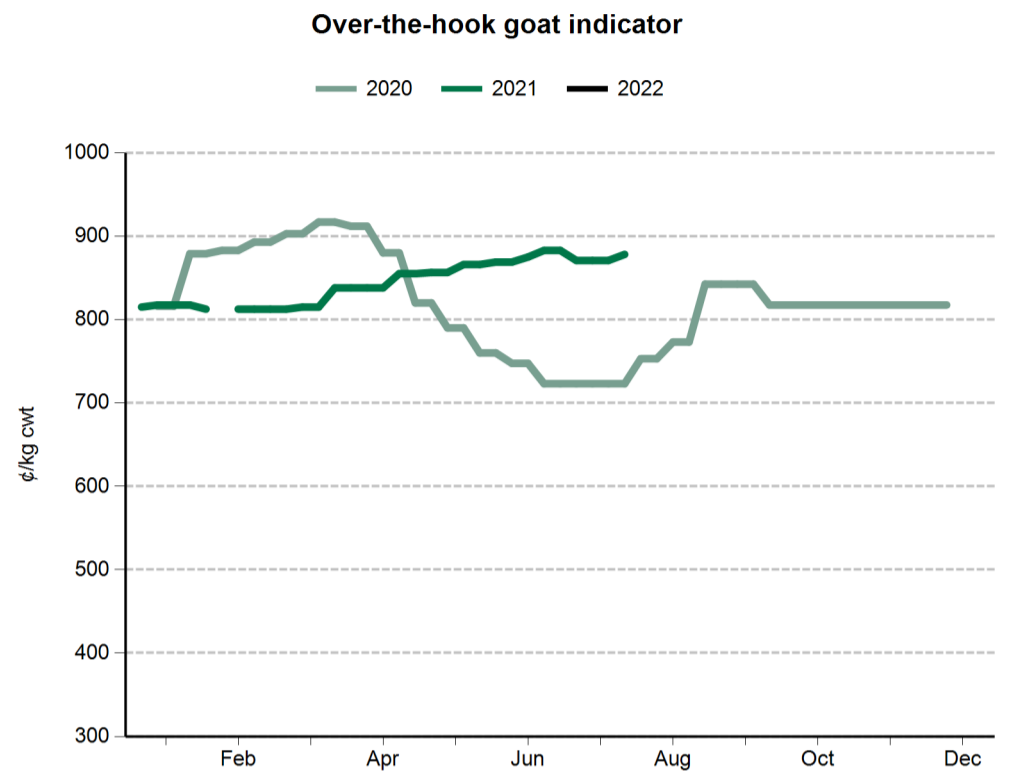


Mutton



General statistics

Over-the-hooks goat indicators (A¢/kg cwt)		12 Mar 2021
8.1-10kg		815
10.1-12kg		815
12.1-16kg		815
16.1-20kg		815
20.1kg+		815
Skin indicators - Lambs		5 Mar 2021
2" +	16.1 - 20kg	150
	20.1 - 24kg	263
	24.1kg +	338
1" - 2"	16.1 - 20kg	100
	20.1 - 24kg	150
	24.1kg +	213
0.5" - 1"	16.1 - 20kg	nq
	20.1 - 24kg	nq
	24.1kg +	150
New Season	16.1 - 20kg	nq
	20.1 - 24kg	200
	24.1kg +	188
Skin indicators - Merino sheep (average 25 micron)		
1.5" - 2"	16.1 - 20kg	1275
	20.1 - 24kg	1550
	24.1kg +	1813



Grain prices - Darling Downs (A\$/tonne)	4 Mar 2022	25 Feb 2022	5 Mar 2021
Wheat	350	320	305
Barley	315	285	277
Sorghum	320	nq	317
Grain prices - Riverina (A\$/tonne)			
Wheat	nq	nq	310
Barley	305	298	nq

Source: Profarmer Australia

PLEASE NOTE

MLA no longer reports on fodder prices, tallow prices or the EMI on a weekly basis.

These can be accessed separately through these links:

- [Fodder prices \(Dairy Australia\)](#)
- [Tallow prices \(MLA monthly co-product report\)](#)
- [EMI \(AWEX\)](#)

US imported beef prices (CIF)		5 Mar 2021
Bull 95CL	US¢/lb	245.5
	A¢/kg	699.8
Cow 90CL	US¢/lb	225.5
	A¢/kg	642.8
CC/CF 85CL	US¢/lb	201.0
	A¢/kg	572.9
Shank 90CL	US¢/lb	230.0
	A¢/kg	655.6
Trim 85CL	US¢/lb	200.5
	A¢/kg	571.5
Trim 80CL	US¢/lb	177.5
	A¢/kg	505.9
Trim 75CL	US¢/lb	175.0
	A¢/kg	498.8
Trim 65CL	US¢/lb	nq
	A¢/kg	nq
Outside flats	US¢/lb	nq
	A¢/kg	nq
Knuckles	US¢/lb	265.0
	A¢/kg	755.3
Inside cap off	US¢/lb	312.5
	A¢/kg	890.7

Source: Steiner Consulting Group

