

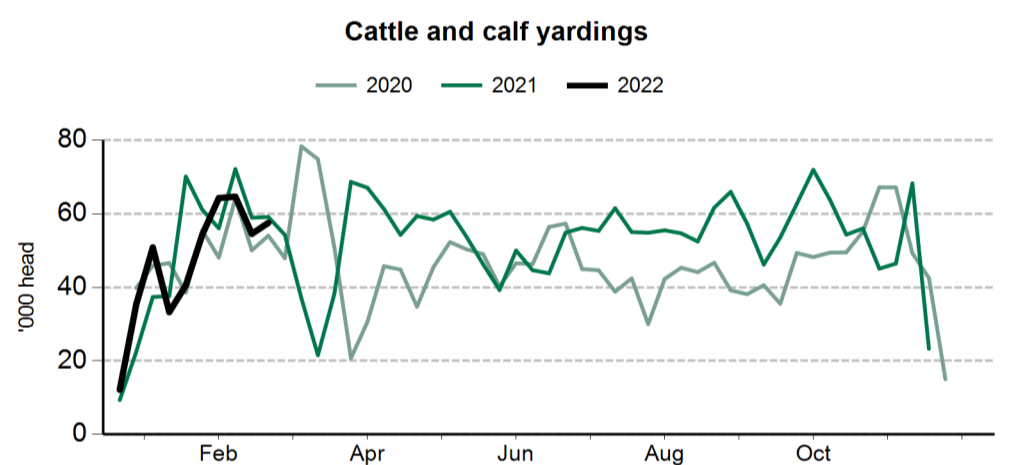
The following weekly statistical summary includes the following information:

- **Livestock movements**.....pages 1-2
 - Cattle yardings
 - Sheep yardings
 - Cattle slaughter
 - Sheep, lamb and goat slaughter
- **Cattle price indicators**.....pages 3-4
 - Saleyard indicators
 - Over-the-hook indicators
 - Live export indicators
- **Sheep and lamb indicators**.....pages 5-6
 - Saleyard indicators
 - Over-the-hook indicators
 - Live export indicators
- **General statistics**.....page 7
 - Over-the-hook goat indicators
 - Skin price indicators
 - Weekly US imported beef indicators

Cattle movements

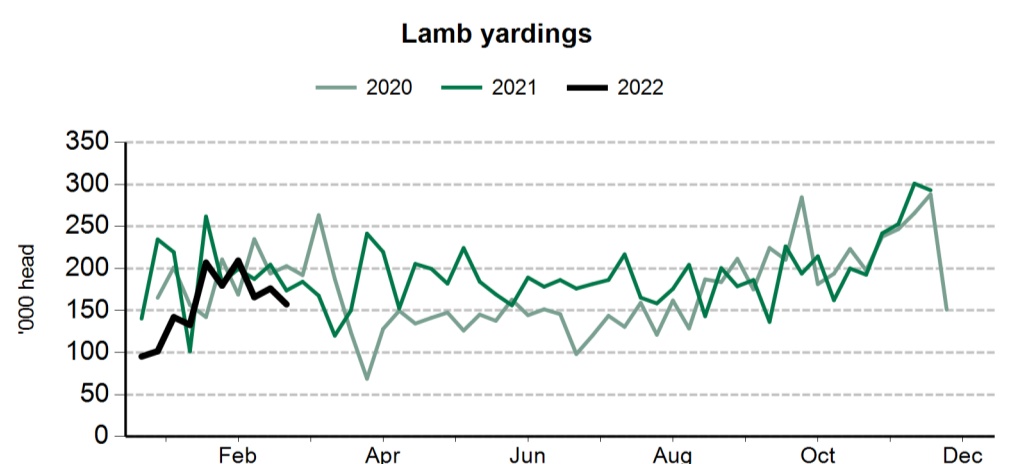
Cattle saleyard throughput		11 Mar 2022	4 Mar 2022	12 Mar 2021
Queensland	Cattle	4,563	21,311	12,628
NSW	Cattle	10,193	11,005	11,820
Victoria	Cattle	1,943	7,548	10,567
SA	Cattle	660	1,349	1,713
WA	Cattle	1,244	2,062	2,465
Tasmania	Cattle	nq	200	220

Cattle slaughter		4 Mar 2022	12 Mar 2021
Queensland	Cattle	46,356	50,235
	Calves	26	115
NSW	Cattle	23,745	27,356
	Calves	14	1,314
Victoria	Cattle	11,641	14,331
	Calves	1,295	1,961
SA	Cattle	3,846	2,284
	Calves	3	13
Tasmania	Cattle	4,213	4,563
	Calves	116	107

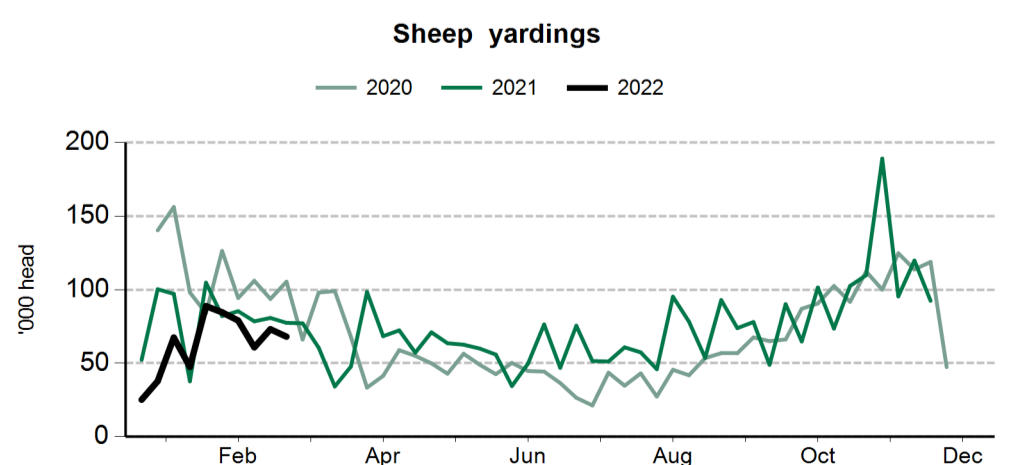


Smallstock movements

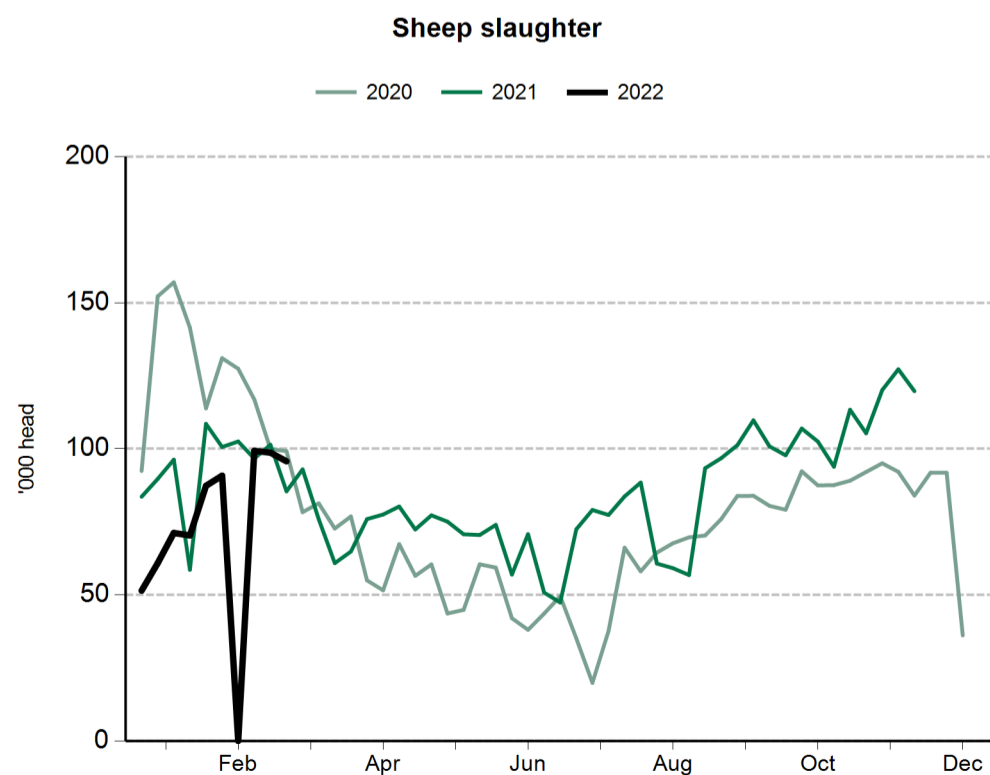
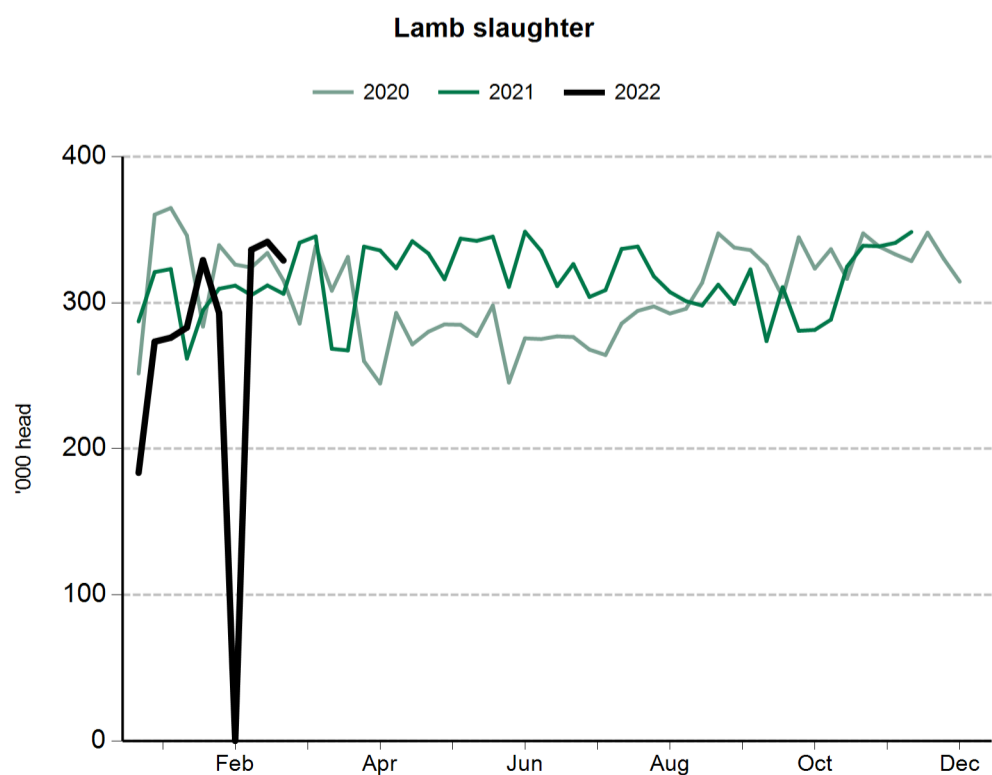
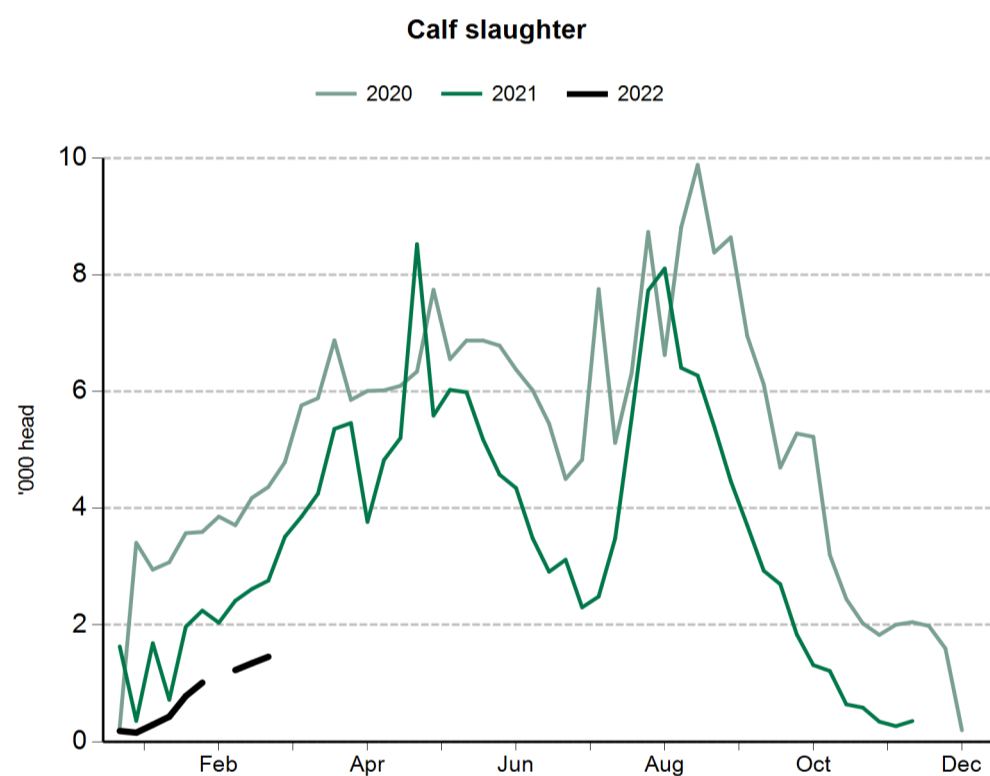
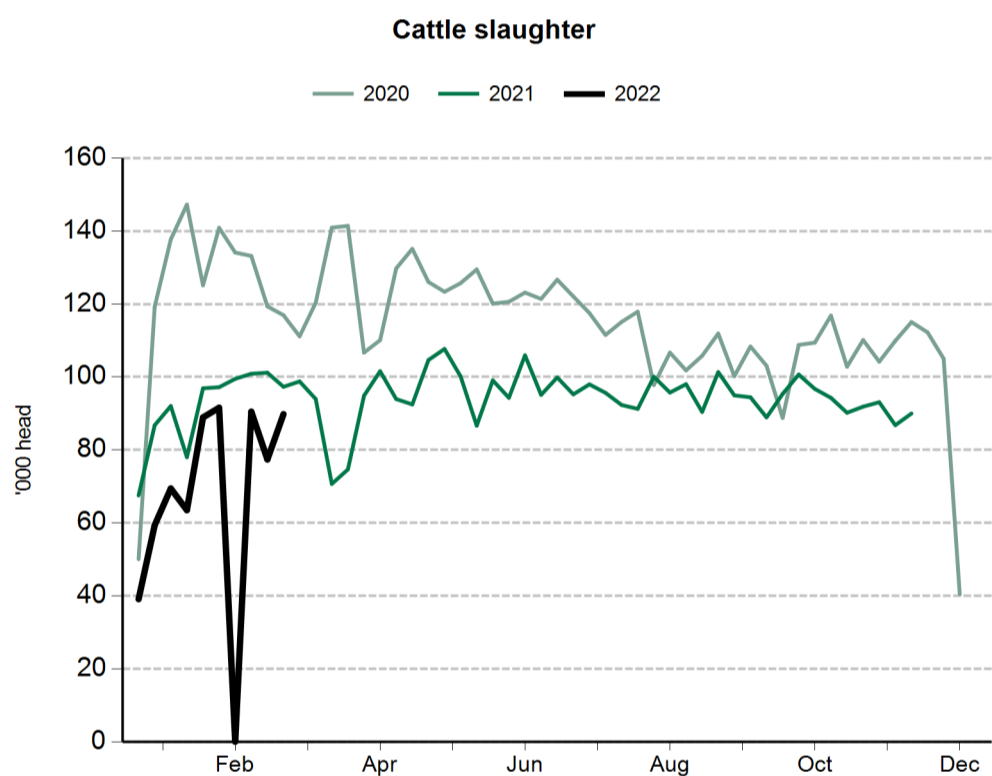
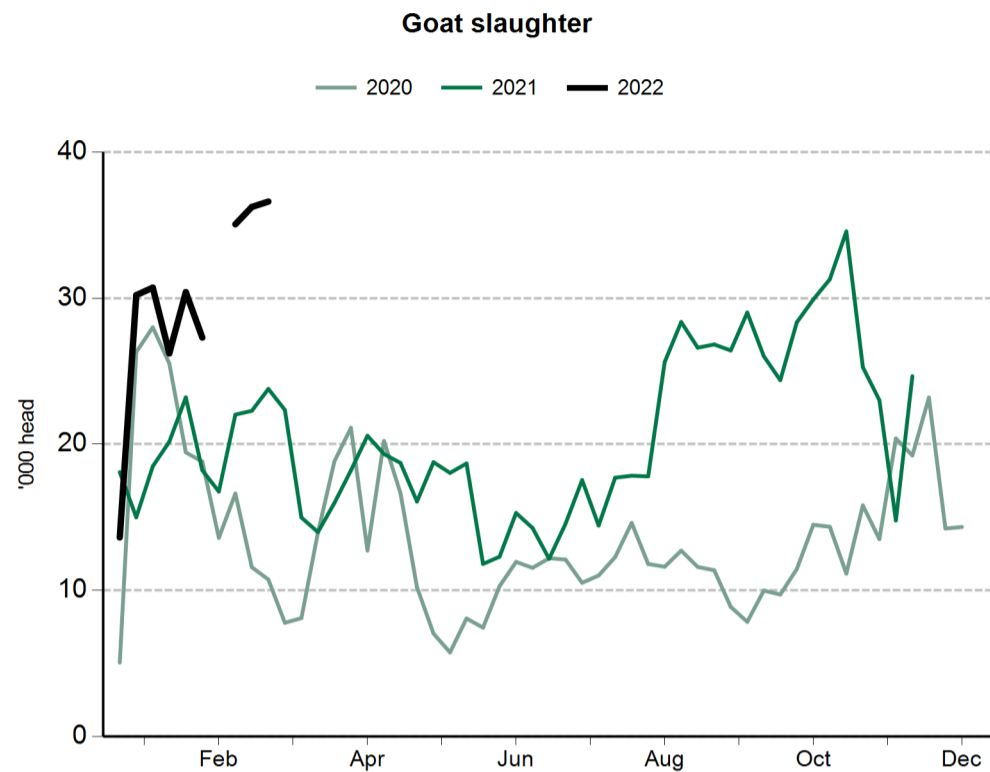
Sheep and lamb saleyard throughput		11 Mar 2022	4 Mar 2022	12 Mar 2021
NSW	Lambs	53,641	80,017	77,867
	Sheep	16,388	31,854	25,287
Victoria	Lambs	24,942	53,207	76,388
	Sheep	9,182	24,278	30,638
SA	Lambs	9,140	9,253	11,804
	Sheep	2,838	3,638	3,166
WA	Lambs	8,740	12,923	17,500
	Sheep	3,671	5,910	17,792
Tasmania	Lambs	629	1,223	nq
	Sheep	1,774	1,925	nq



Sheep and lamb slaughter		4 Mar 2022	12 Mar 2021
Queensland	Lambs	368	281
	Sheep	987	797
NSW	Lambs	109,236	124,198
	Sheep	49,379	45,896
Victoria	Lambs	162,489	158,478
	Sheep	38,912	42,018
SA	Lambs	50,158	53,415
	Sheep	4,281	2,065
Tasmania	Lambs	6,651	4,691
	Sheep	2,137	2,140



Goat slaughter		4 Mar 2022	12 Mar 2021
Queensland	Goats	9,738	7,864
NSW	Goats	1,493	1,002
Victoria	Goats	15,799	10,811
SA	Goats	9,580	2,666
Tasmania	Goats	nq	nq



Cattle prices

National saleyard indicators	Live weight	Muscle/Fat	Unit	15 Mar 2022	16 Mar 2021
Restocker Steer	200-280kg	C2	¢/kg lwt	725	507
Feeder Steer	330-400kg	C2	¢/kg lwt	586	434
Vealer Steer	280-330kg	C2	¢/kg lwt	646	505
			¢/kg cwt	1233	964
Trade Steer	330-400kg	C3	¢/kg lwt	542	449
			¢/kg cwt	1021	819
Medium Steer	400-500kg	C3	¢/kg lwt	472	386
			¢/kg cwt	884	727
Heavy Steer	500-600kg	C4	¢/kg lwt	447	367
			¢/kg cwt	819	671
Medium Cow	400-520kg	D3	¢/kg lwt	388	278
			¢/kg cwt	800	569
Eastern Young Cattle Indicator (EYCI)			¢/kg cwt	1126.00	853

Eastern states OTH indicators	Carcase weight	Muscle	Unit	19 Mar 2021
Trade steer	240-260kg	A-C	¢/kg cwt	633
Medium steer	260-280kg	A-C	¢/kg cwt	647
Heavy steer	300-400kg	A-C	¢/kg cwt	656
Medium cow	260-280kg	A-E	¢/kg cwt	539
MSA trade steer	240-260kg	A-C	¢/kg cwt	667

Feeder cattle indicators - paddock sales	Unit	12 Mar 2021
Domestic		
Steers 280-350kg	¢/kg lwt	468
Heifers 280-350kg	¢/kg lwt	415
Export		
Shortfed 100-120 DOF	¢/kg lwt	413
Mediumfed 120-220 DOF	¢/kg lwt	415
Longfed 220+ DOF	¢/kg lwt	330

State saleyard indicators				Queensland		NSW		Victoria		SA		Tasmania	
Category	Live weight	Muscle/Fat	Unit	15 Mar 2022	16 Mar 2021	15 Mar 2022	16 Mar 2021	15 Mar 2022	16 Mar 2021	15 Mar 2022	16 Mar 2021	15 Mar 2022	16 Mar 2021
Restocker Steer	200-280kg	C2	¢/kg lwt	724	505	737	556	nq	375	nq	nq	nq	nq
Feeder Steer	330-400kg	C2	¢/kg lwt	579	424	594	447	532	441	nq	nq	nq	nq
Vealer Steer	280-330kg	C2	¢/kg lwt	598	448	699	523	577	473	662	418	nq	nq
			¢/kg cwt	1150	862	1320	966	1091	892	1324	818	nq	nq
Trade Steer	330-400kg	C3	¢/kg lwt	430	nq	579	448	568	464	544	420	nq	nq
			¢/kg cwt	782	nq	1055	812	1051	856	1071	801	nq	nq
Medium Steer	400-500kg	C3	¢/kg lwt	442	373	487	369	468	389	520	398	nq	392
			¢/kg cwt	826	696	900	689	879	734	1001	796	nq	713
Heavy Steer	500-600kg	C4	¢/kg lwt	424	335	460	364	464	406	nq	nq	nq	nq
			¢/kg cwt	778	617	836	657	867	749	nq	nq	nq	nq
Medium Cow	400-520kg	D3	¢/kg lwt	355	266	460	286	362	295	nq	nq	354	nq
			¢/kg cwt	725	546	972	590	724	595	nq	nq	681	nq

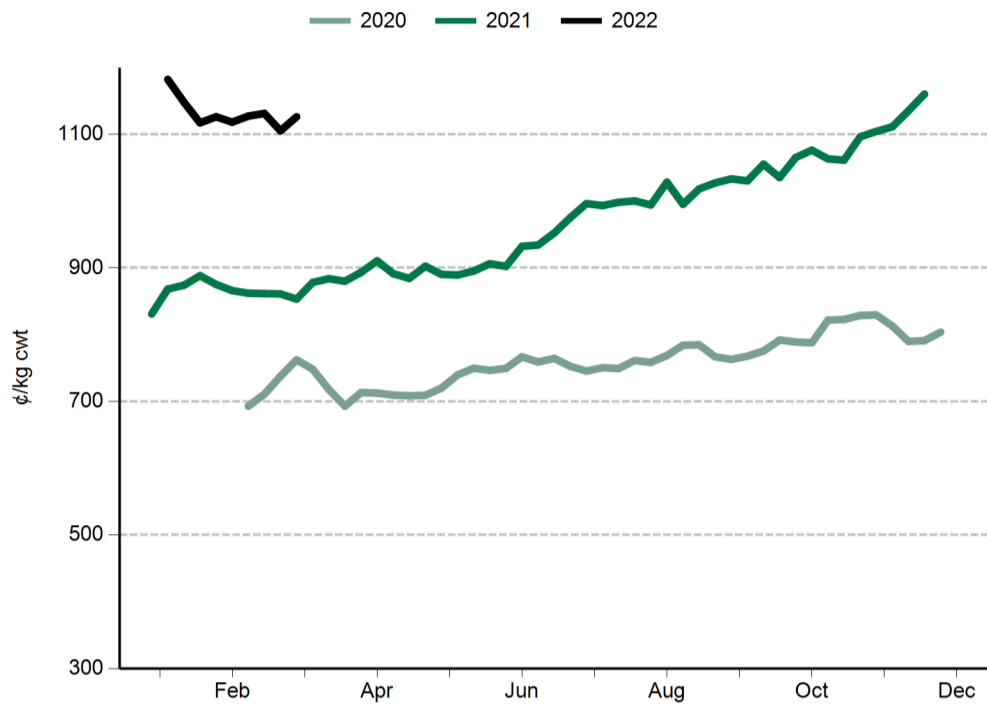
State over-the-hooks indicators				Queensland	NSW	Victoria	SA	Tasmania
Category	Carcase weight	Muscle	Unit	19 Mar 2021	19 Mar 2021	19 Mar 2021	19 Mar 2021	19 Mar 2021
Trade steer	240-260kg	A-C	¢/kg cwt	654	633	683	nq	561
Medium steer	260-280kg	A-C	¢/kg cwt	649	631	661	nq	nq
Heavy steer	300-400kg	A-C	¢/kg cwt	660	641	667	nq	nq
Medium cow	260-280kg	A-E	¢/kg cwt	554	550	526	569	497
MSA trade steer	240-260kg	A-C	¢/kg cwt	660	675	nq	665	nq

WA saleyard indicators	Unit	15 Mar 2022	16 Mar 2021
WYCI	¢/kg cwt	nq	951
Medium Steer	¢/kg lwt	495	432
Medium Cow	¢/kg lwt	358	310

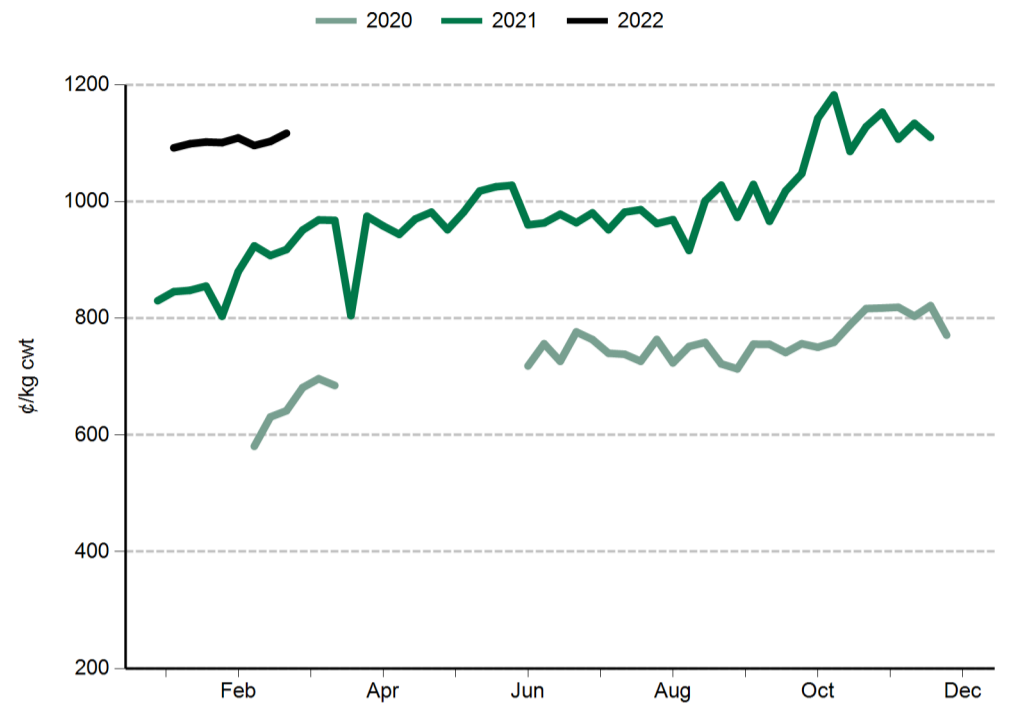
WA over-the-hooks indicators	Unit	19 Mar 2021
Grassfed yearling	¢/kg cwt	710
Grainfed yearling	¢/kg cwt	710
MSA yearling	¢/kg cwt	730

Live Export Price Quotes			Unit	4 Mar 2022	12 Mar 2021
Light Steer	260 - 360 kg	Townsville	¢/kg lwt	nq	390
	260 - 360 kg	Darwin	¢/kg lwt	550	nq
Light Heifer	260 - 360 kg	Townsville	¢/kg lwt	nq	370
	260 - 360 kg	Darwin	¢/kg lwt	530	nq

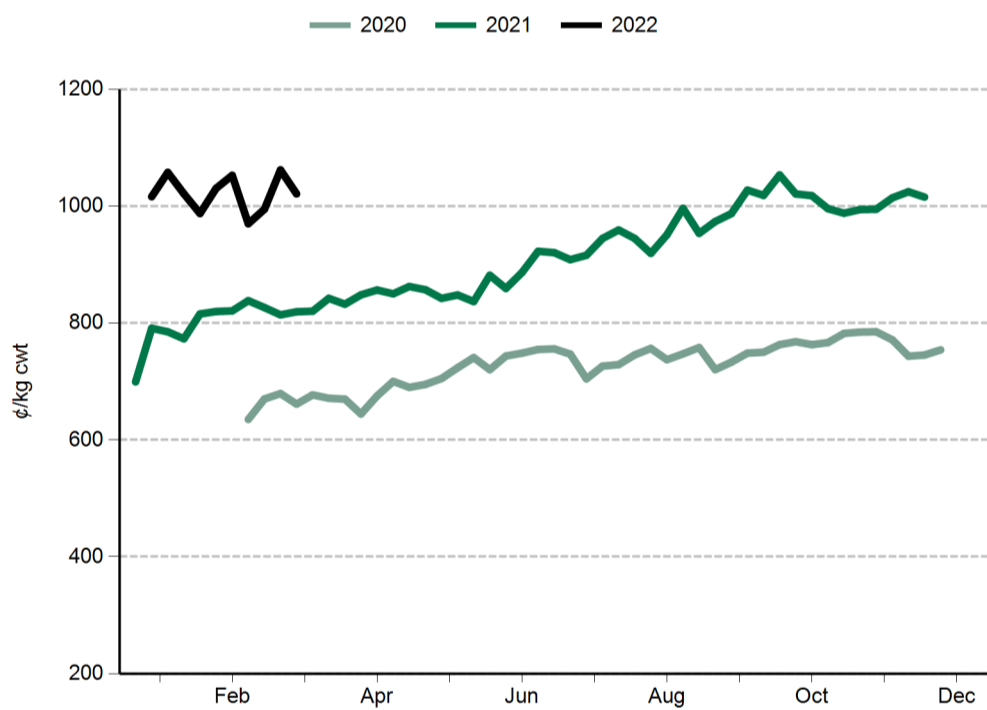
Eastern Young Cattle Indicator (EYCI)



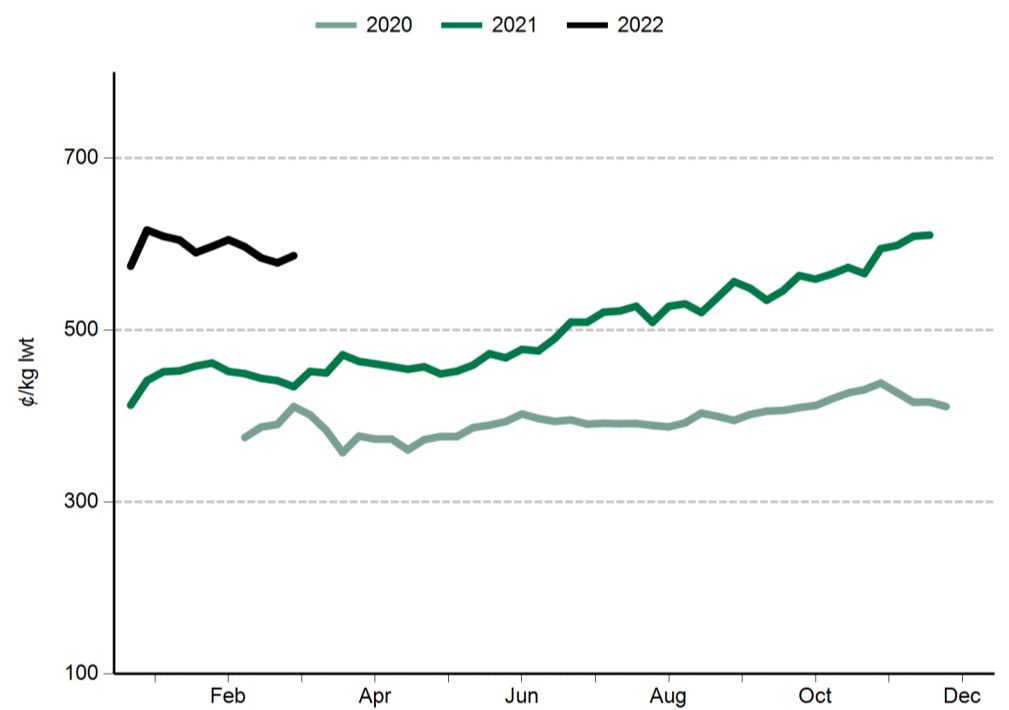
Western Young Cattle Indicator (WYCI)



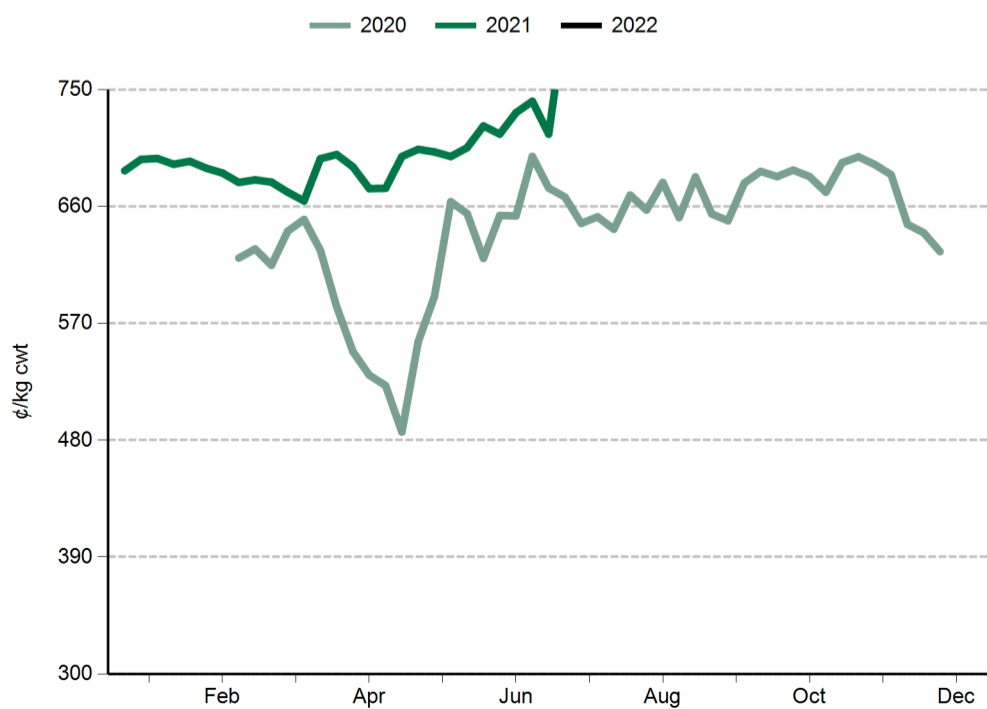
Trade steer



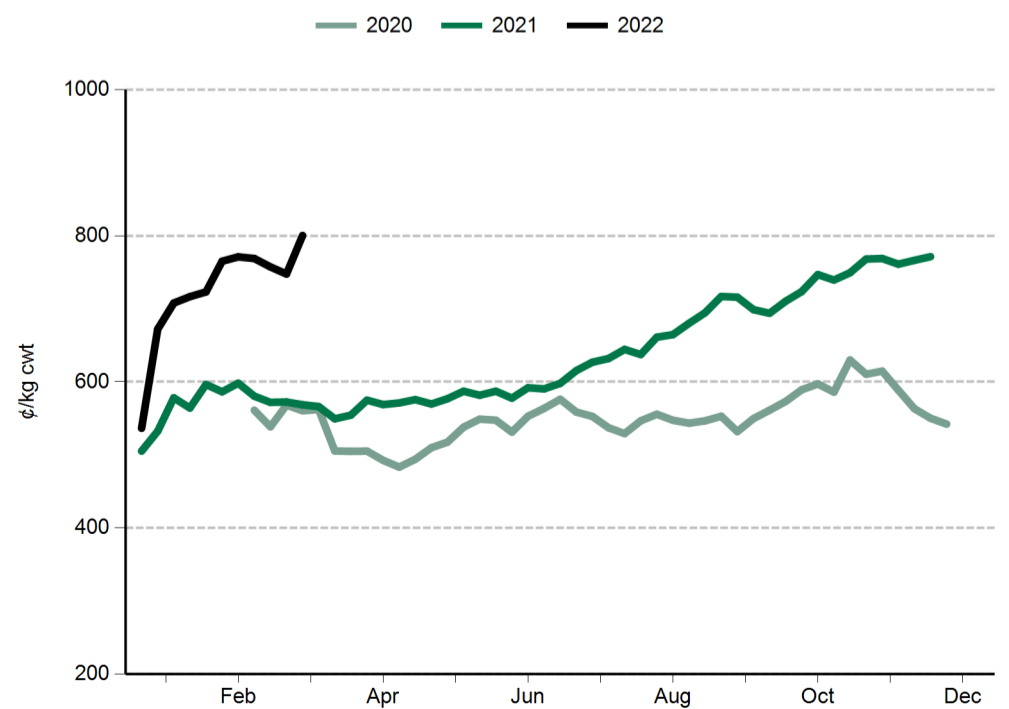
Feeder steer



Heavy steer



Medium cow



Sheep and lamb prices

Eastern States Trade Lamb Indicator (¢/kg cwt)	15 Mar 2022	16 Mar 2021
ESTLI	806	818

National saleyard sheep and lamb indicators (¢/kg cwt)		15 Mar 2022	16 Mar 2021
Merino lamb	16-22kg	715	738
Restocker/feeder lamb	0-18kg	869	941
Light lamb	12-18kg	805	818
Trade lamb	18-22kg	806	807
Heavy lamb	22+kg	788	785
Mutton	18-24kg	598	636

National OTH sheep and lamb indicators (¢/kg cwt)		19 Mar 2021
Medium trade lamb	18-20kg	758
Heavy trade lamb	20-22kg	760
Heavy lamb	22-24kg	766
Mutton	18-24kg	581

State saleyard sheep and lamb indicators (¢/kg cwt)		Victoria		NSW		SA		WA		Tasmania	
		15 Mar 2022	16 Mar 2021	15 Mar 2022	16 Mar 2021	15 Mar 2022	16 Mar 2021	15 Mar 2022	16 Mar 2021	15 Mar 2022	16 Mar 2021
Merino lamb	16-22kg	710	716	718	728	707	755	753	765	nq	nq
Restocker/feeder lamb	0-18kg	817	931	889	1017	1001	963	806	717	713	921
Light lamb	12-18kg	804	856	805	860	896	822	733	754	738	858
Trade lamb	18-22kg	796	825	810	815	778	775	804	735	nq	771
Heavy lamb	22+kg	760	784	803	791	750	742	808	772	727	709
Mutton	18-24kg	565	640	623	664	554	604	570	585	580	609

Over-the-hooks sheep and lamb indicators (¢/kg cwt)		Victoria	NSW	SA	WA	Tasmania
		19 Mar 2021	19 Mar 2021	19 Mar 2021	19 Mar 2021	19 Mar 2021
Medium trade lamb	18-20kg	766	765	790	710	nq
Heavy trade lamb	20-22kg	766	765	800	710	nq
Heavy lamb	22-24kg	790	765	800	710	nq
Mutton	18-24kg	625	597	570	533	nq

Live export price quotes (A\$/head)		8 Mar 2022	16 Mar 2021
Live wether	Muchea	nq	nq

Glossary:

cwt – carcase weight

lwt – live weight

OTH – over-the-hooks. Refers to the marketing of cattle/sheep/lambs directly from the farm to an abattoir where a producer is paid for the value of the carcase based on a sliding grid.

CIF – Cost, insurance, freight. The quoted price for the goods including freight and insurance costs delivered to final destination.

C&F – Cost and freight. Refers to the quoted price for the goods, including freight to the delivery point, but not insurance.

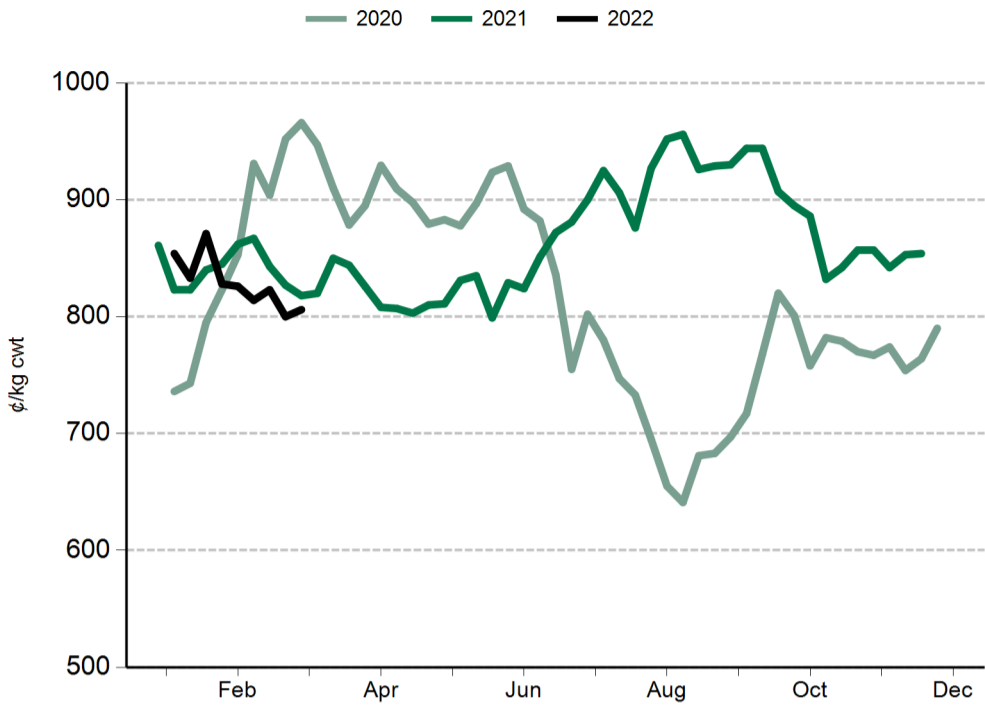
FAS – Free alongside ship. Refers to export price quotes where the seller is obliged to pay warehouse services, packing, inland freight and port charges, but not placement of goods onto the ship. The buyer is obliged to pay overseas freight, charges in foreign port, customs duties, quarantine and delivery to final destination. (See also 'FOB').

EYCI – Eastern Young Cattle Indicator. A seven day rolling average from 24 saleyards across NSW, Victoria and Queensland. It includes vealer and yearling heifers and steers, grade score C2 or C3, with live weight from 200kg.

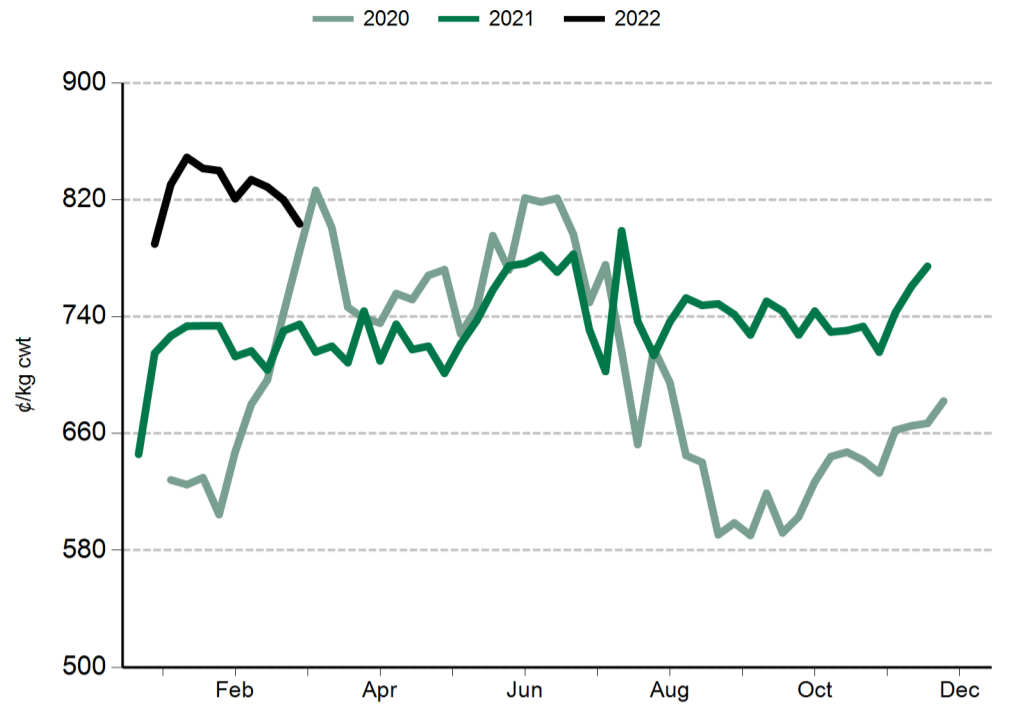
WYCI – Western Young Cattle Indicator. A benchmark of the value of young cattle in WA saleyards. It includes vealer and yearling heifers and steers, grade score C2 or C3, 180kg+ live weight.

All data is collected by MLA's NLRS, unless specified otherwise.

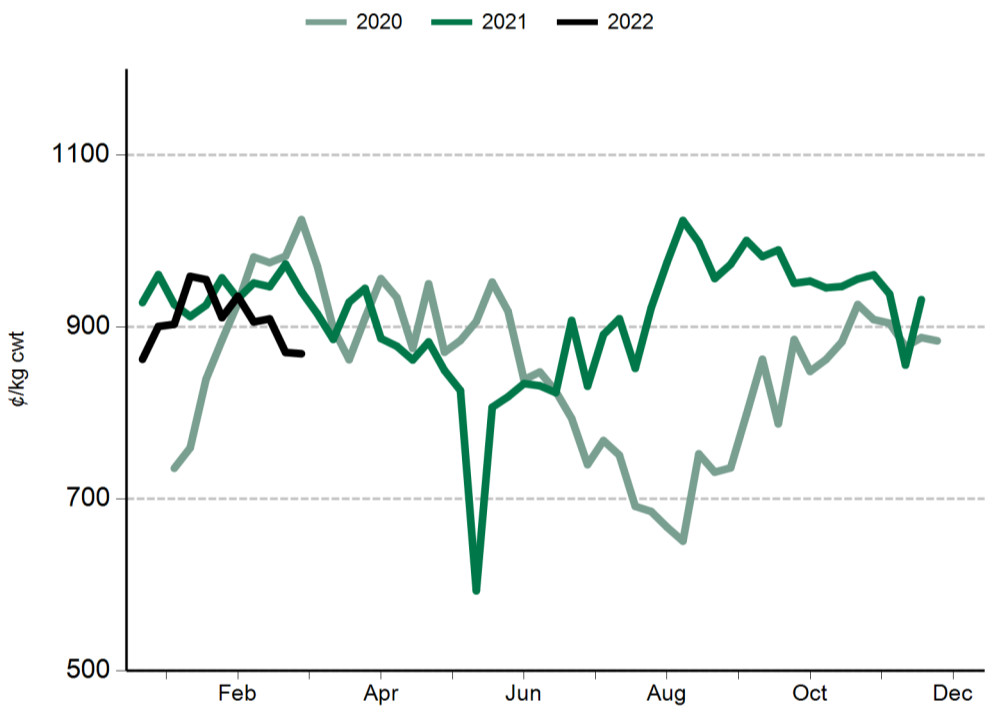
Eastern States Trade Lamb Indicator (ESTLI)



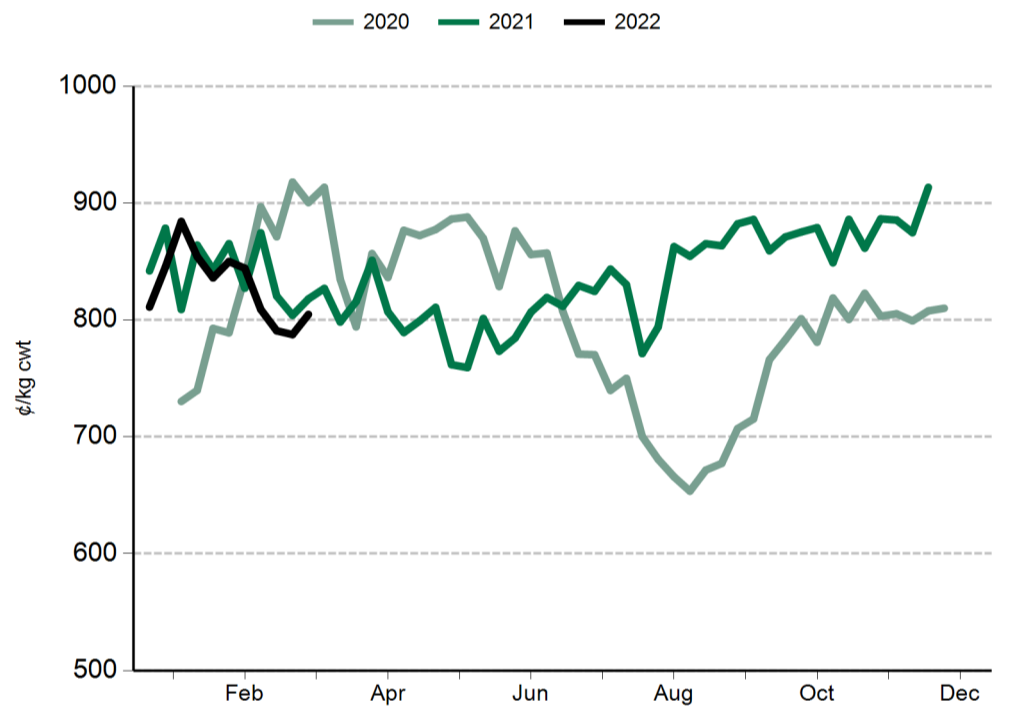
Western Trade Lamb Indicator (WTLI)



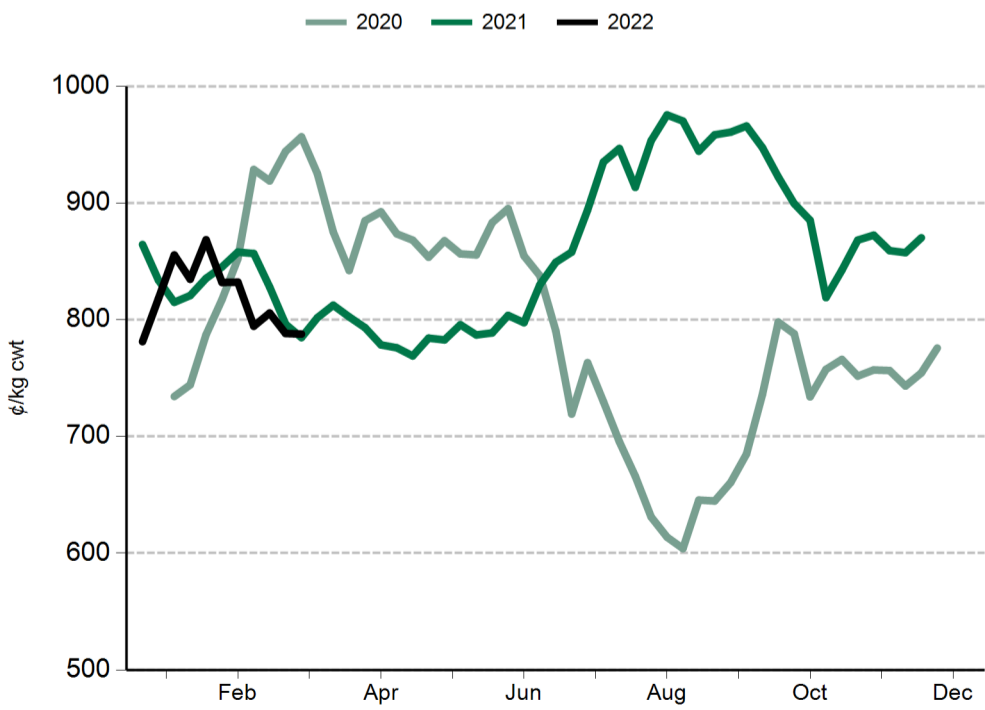
Restocker lamb



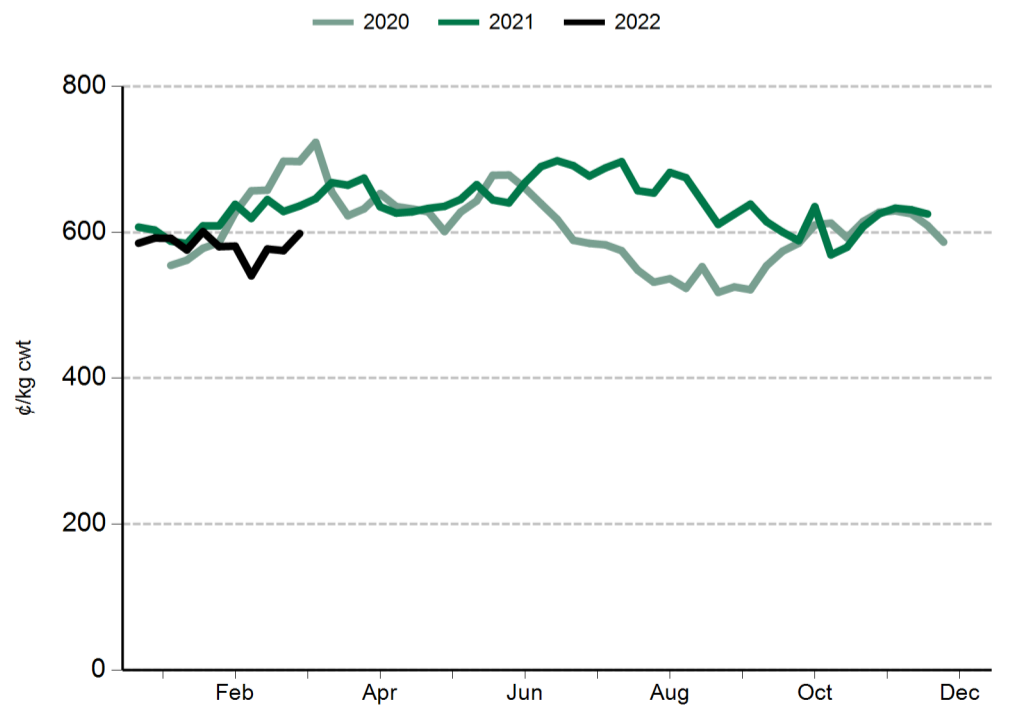
Light lamb



Heavy lamb

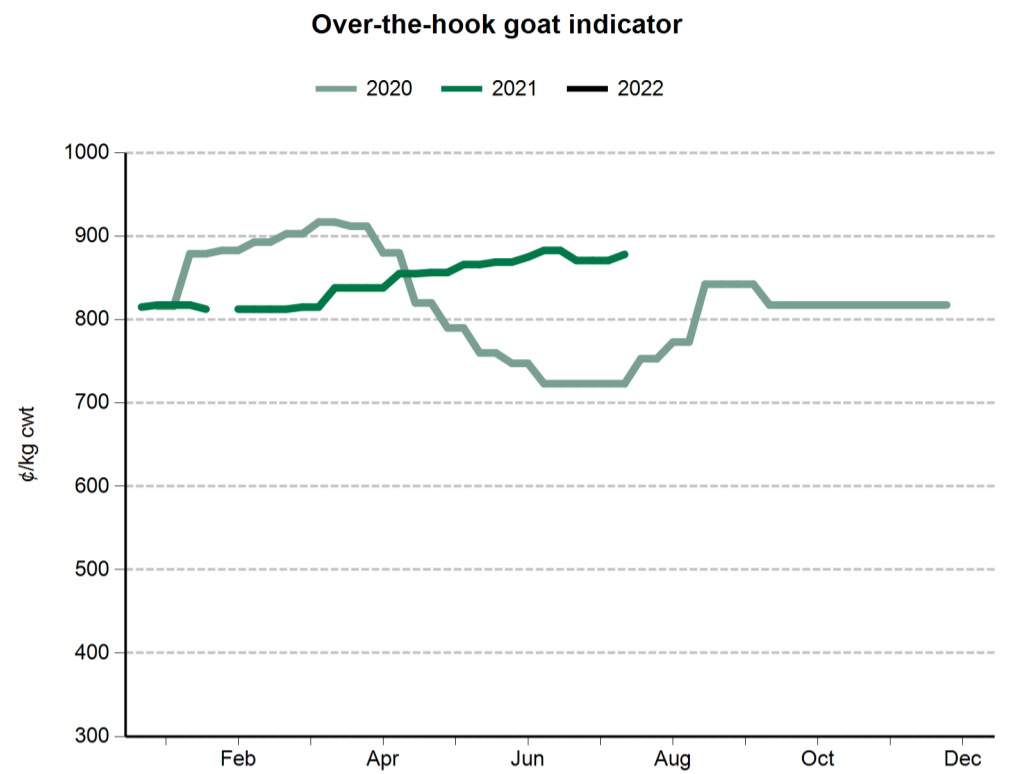


Mutton



General statistics

Over-the-hooks goat indicators (A¢/kg cwt)		19 Mar 2021
8.1-10kg		815
10.1-12kg		815
12.1-16kg		815
16.1-20kg		815
20.1kg+		815
Skin indicators - Lambs		12 Mar 2021
2" +	16.1 - 20kg	150
	20.1 - 24kg	263
	24.1kg +	338
1" - 2"	16.1 - 20kg	100
	20.1 - 24kg	150
	24.1kg +	213
0.5" - 1"	16.1 - 20kg	nq
	20.1 - 24kg	nq
	24.1kg +	150
New Season	16.1 - 20kg	nq
	20.1 - 24kg	200
	24.1kg +	188
Skin indicators - Merino sheep (average 25 micron)		
1.5" - 2"	16.1 - 20kg	1275
	20.1 - 24kg	1550
	24.1kg +	1813



Grain prices - Darling Downs (A\$/tonne)	11 Mar 2022	4 Mar 2022	12 Mar 2021
Wheat	360	350	300
Barley	325	315	272
Sorghum	355	320	300
Grain prices - Riverina (A\$/tonne)			
Wheat	nq	nq	310
Barley	nq	305	nq

Source: Profarmer Australia

PLEASE NOTE

MLA no longer reports on fodder prices, tallow prices or the EMI on a weekly basis.

These can be accessed separately through these links:

- [Fodder prices \(Dairy Australia\)](#)
- [Tallow prices \(MLA monthly co-product report\)](#)
- [EMI \(AWEX\)](#)

US imported beef prices (CIF)		4 Mar 2022	12 Mar 2021
Bull 95CL	US¢/lb	329.0	247.0
	A¢/kg	990.8	702.5
Cow 90CL	US¢/lb	304.5	225.5
	A¢/kg	917.0	641.4
CC/CF 85CL	US¢/lb	275.5	203.5
	A¢/kg	829.7	578.8
Shank 90CL	US¢/lb	292.5	230.0
	A¢/kg	880.9	654.2
Trim 85CL	US¢/lb	274.5	202.5
	A¢/kg	826.6	576.0
Trim 80CL	US¢/lb	nq	177.5
	A¢/kg	nq	504.9
Trim 75CL	US¢/lb	nq	175.0
	A¢/kg	nq	497.7
Trim 65CL	US¢/lb	nq	nq
	A¢/kg	nq	nq
Outside flats	US¢/lb	nq	nq
	A¢/kg	nq	nq
Knuckles	US¢/lb	302.5	262.5
	A¢/kg	911.0	746.6
Inside cap off	US¢/lb	nq	312.5
	A¢/kg	nq	888.8

Source: Steiner Consulting Group

