

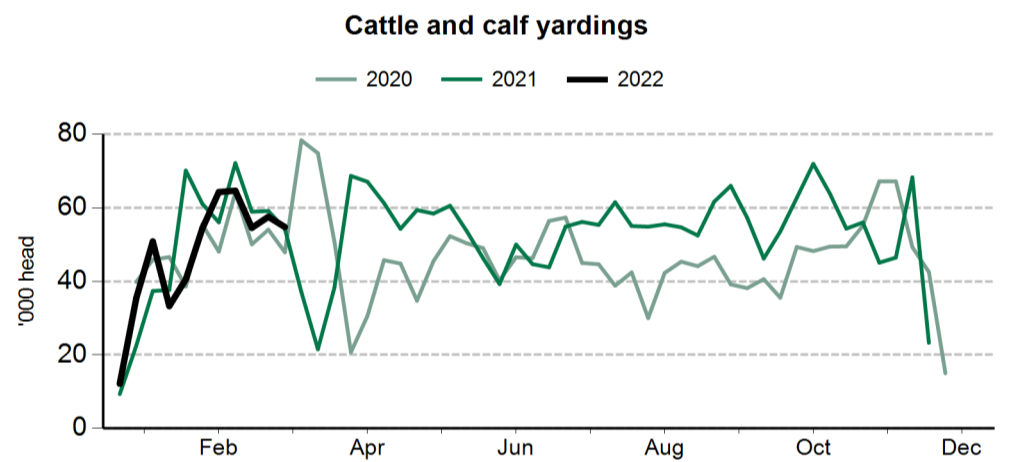
The following weekly statistical summary includes the following information:

- **Livestock movements**.....pages 1-2
  - Cattle yardings
  - Sheep yardings
  - Cattle slaughter
  - Sheep, lamb and goat slaughter
- **Cattle price indicators**.....pages 3-4
  - Saleyard indicators
  - Over-the-hook indicators
  - Live export indicators
- **Sheep and lamb indicators**.....pages 5-6
  - Saleyard indicators
  - Over-the-hook indicators
  - Live export indicators
- **General statistics**.....page 7
  - Over-the-hook goat indicators
  - Skin price indicators
  - Weekly US imported beef indicators

### Cattle movements

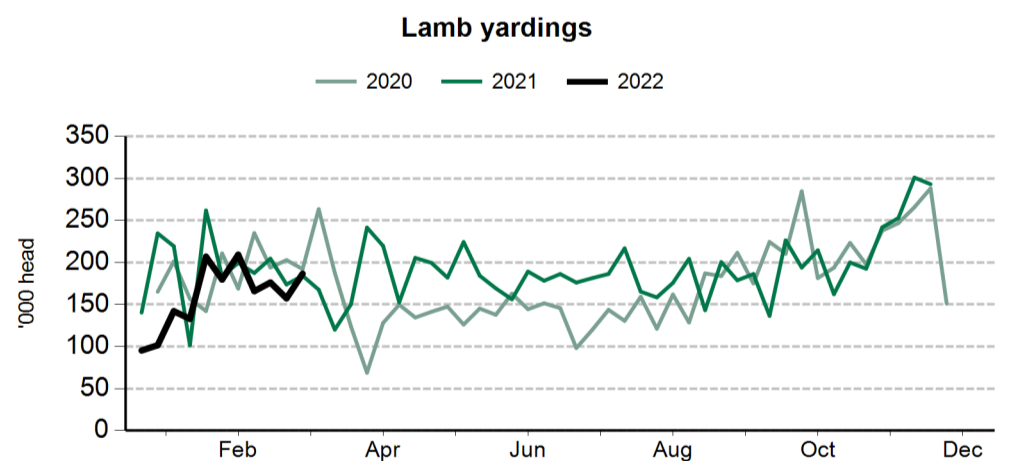
Cattle saleyard throughput		18 Mar 2022	11 Mar 2022	19 Mar 2021
Queensland	Cattle	7,751	15,820	9,644
NSW	Cattle	9,843	17,133	6,296
Victoria	Cattle	4,369	4,691	8,578
SA	Cattle	839	959	1,327
WA	Cattle	1,027	2,558	2,466
Tasmania	Cattle	125	nq	180

Cattle slaughter		11 Mar 2022	19 Mar 2021
Queensland	Cattle	46,425	49,491
	Calves	32	77
NSW	Cattle	24,515	22,815
	Calves	8	785
Victoria	Cattle	10,100	14,461
	Calves	1,358	2,405
SA	Cattle	2,569	2,634
	Calves	9	18
Tasmania	Cattle	3,421	4,563
	Calves	237	569

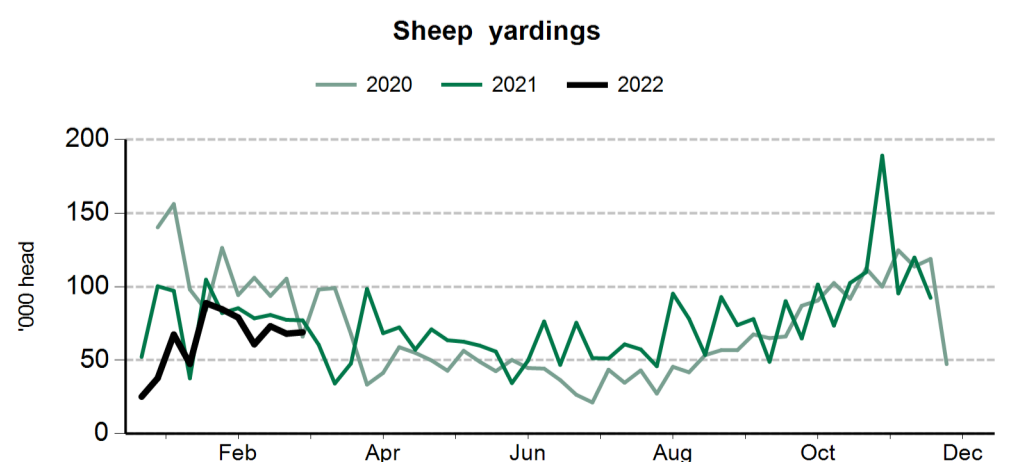


### Smallstock movements

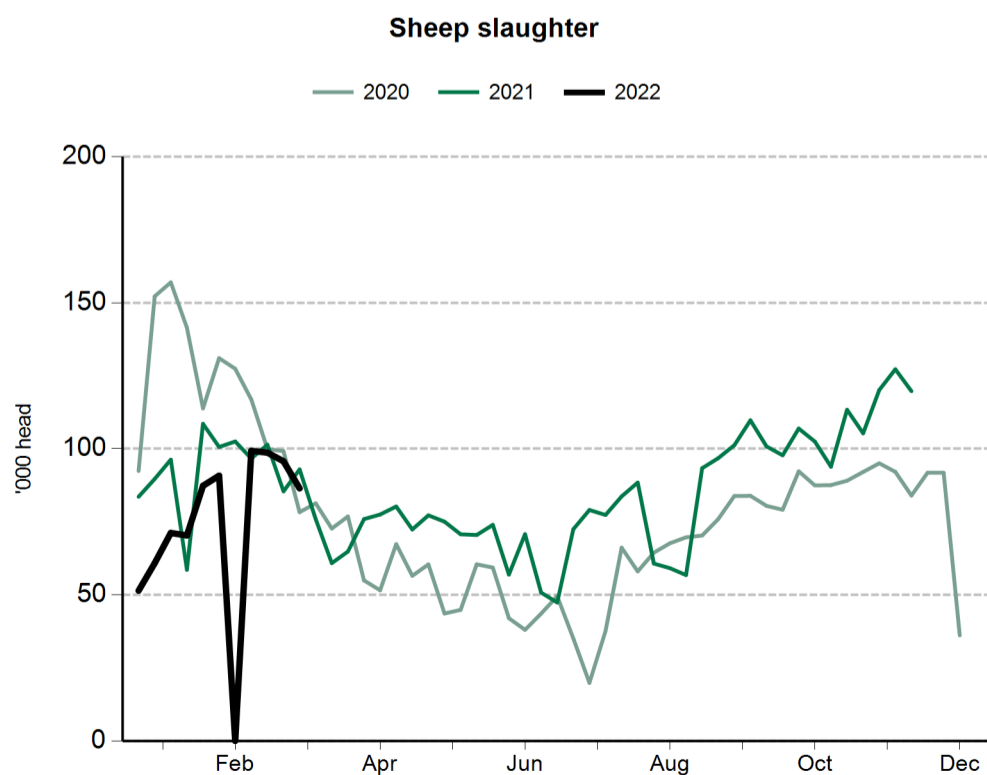
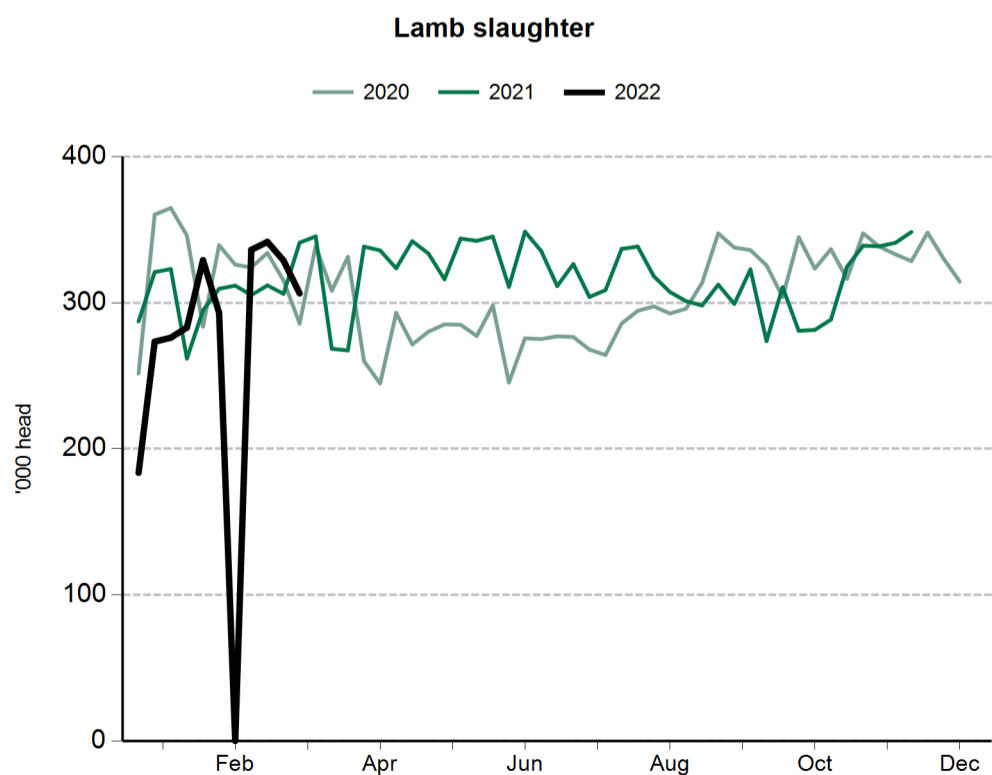
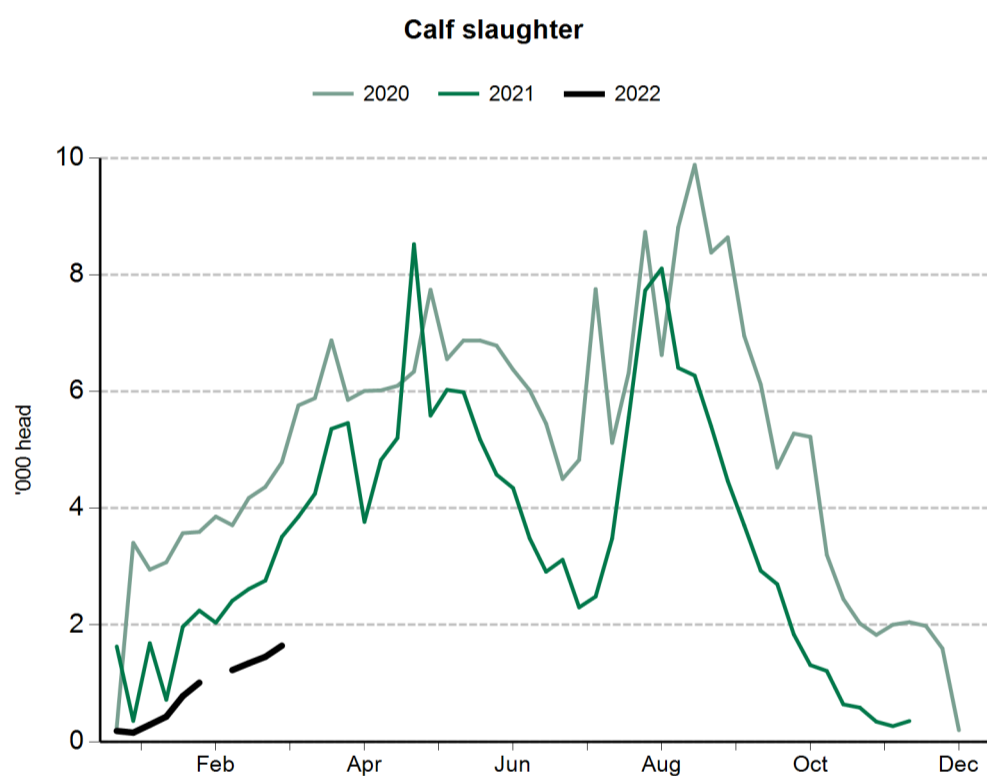
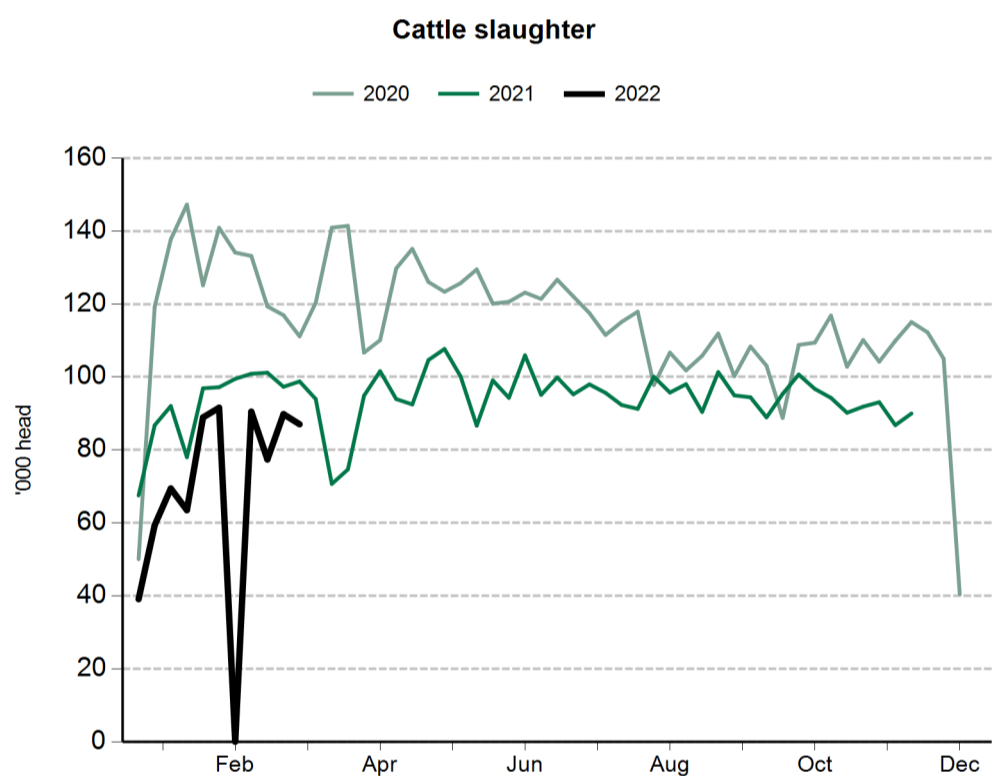
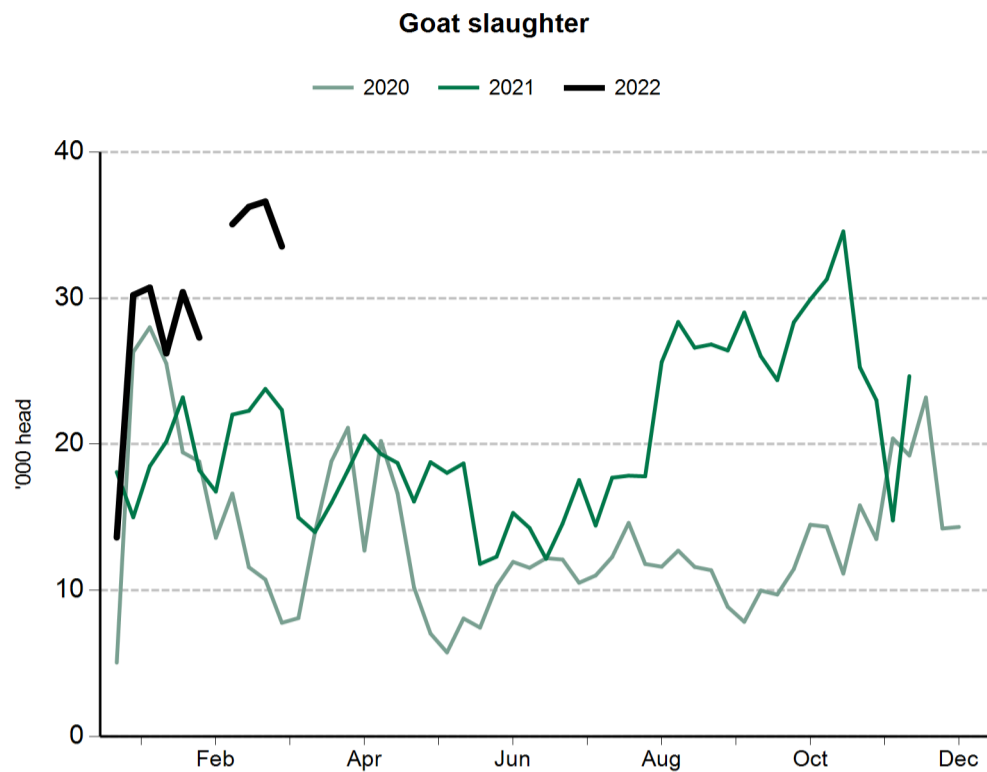
Sheep and lamb saleyard throughput		18 Mar 2022	11 Mar 2022	19 Mar 2021
NSW	Lambs	25,950	116,180	75,974
	Sheep	12,630	37,633	11,843
Victoria	Lambs	31,255	44,329	63,961
	Sheep	13,494	15,425	29,796
SA	Lambs	8,914	9,140	9,081
	Sheep	1,961	2,838	3,825
WA	Lambs	6,897	14,740	16,601
	Sheep	3,040	10,671	13,056
Tasmania	Lambs	1,894	629	1,838
	Sheep	1,436	1,774	2,023



Sheep and lamb slaughter		11 Mar 2022	19 Mar 2021
Queensland	Lambs	255	635
	Sheep	103	1,345
NSW	Lambs	110,941	122,995
	Sheep	48,218	29,432
Victoria	Lambs	144,064	160,747
	Sheep	30,605	40,482
SA	Lambs	46,750	56,224
	Sheep	5,933	3,082
Tasmania	Lambs	4,347	4,811
	Sheep	1,564	1,541



Goat slaughter		11 Mar 2022	19 Mar 2021
Queensland	Goats	12,204	7,553
NSW	Goats	1,521	1,949
Victoria	Goats	12,157	4,238
SA	Goats	7,652	1,235
Tasmania	Goats	nq	nq



#### Cattle prices

National saleyard indicators		Live weight	Muscle/Fat	Unit	22 Mar 2022	23 Mar 2021
Restocker Steer	200-280kg	C2	¢/kg lwt	700	534	
Feeder Steer	330-400kg	C2	¢/kg lwt	584	451	
Vealer Steer	280-330kg	C2	¢/kg lwt	643	496	
			¢/kg cwt	1221	944	
Trade Steer	330-400kg	C3	¢/kg lwt	579	446	
			¢/kg cwt	1103	820	
Medium Steer	400-500kg	C3	¢/kg lwt	476	387	
			¢/kg cwt	896	730	
Heavy Steer	500-600kg	C4	¢/kg lwt	460	363	
			¢/kg cwt	832	664	
Medium Cow	400-520kg	D3	¢/kg lwt	361	276	
			¢/kg cwt	740	566	
<b>Eastern Young Cattle Indicator (EYCI)</b>				¢/kg cwt	1112.00	878

Eastern states OTH indicators		Carcase weight	Muscle	Unit	26 Mar 2021
Trade steer	240-260kg	A-C	¢/kg cwt	632	
Medium steer	260-280kg	A-C	¢/kg cwt	644	
Heavy steer	300-400kg	A-C	¢/kg cwt	653	
Medium cow	260-280kg	A-E	¢/kg cwt	539	
MSA trade steer	240-260kg	A-C	¢/kg cwt	666	

Feeder cattle indicators - paddock sales		Unit
<b>Domestic</b>		Unit
Steers 280-350kg		¢/kg lwt
Heifers 280-350kg		¢/kg lwt
<b>Export</b>		Unit
Shortfed 100-120 DOF		¢/kg lwt
Mediumfed 120-220 DOF		¢/kg lwt
Longfed 220+ DOF		¢/kg lwt

State saleyard indicators				Queensland		NSW		Victoria		SA		Tasmania	
Category	Live weight	Muscle/Fat	Unit	22 Mar 2022	23 Mar 2021	22 Mar 2022	23 Mar 2021	22 Mar 2022	23 Mar 2021	22 Mar 2022	23 Mar 2021	22 Mar 2022	23 Mar 2021
Restocker Steer	200-280kg	C2	¢/kg lwt	702	533	685	536	nq	nq	nq	nq	nq	nq
Feeder Steer	330-400kg	C2	¢/kg lwt	576	447	593	456	501	436	nq	400	nq	nq
Vealer Steer	280-330kg	C2	¢/kg lwt	nq	439	670	517	604	440	630	439	nq	nq
			¢/kg cwt	nq	844	1255	957	1139	821	1259	879	nq	nq
Trade Steer	330-400kg	C3	¢/kg lwt	nq	nq	575	446	575	437	589	458	470	nq
			¢/kg cwt	nq	nq	1041	805	1077	811	1178	853	855	nq
Medium Steer	400-500kg	C3	¢/kg lwt	460	369	484	405	529	386	475	367	438	351
			¢/kg cwt	866	692	901	742	1013	728	950	714	782	651
Heavy Steer	500-600kg	C4	¢/kg lwt	442	360	468	351	461	381	nq	nq	nq	nq
			¢/kg cwt	792	647	844	642	848	707	nq	nq	nq	nq
Medium Cow	400-520kg	D3	¢/kg lwt	361	268	368	283	358	288	nq	nq	nq	nq
			¢/kg cwt	745	553	760	587	724	572	nq	nq	nq	nq

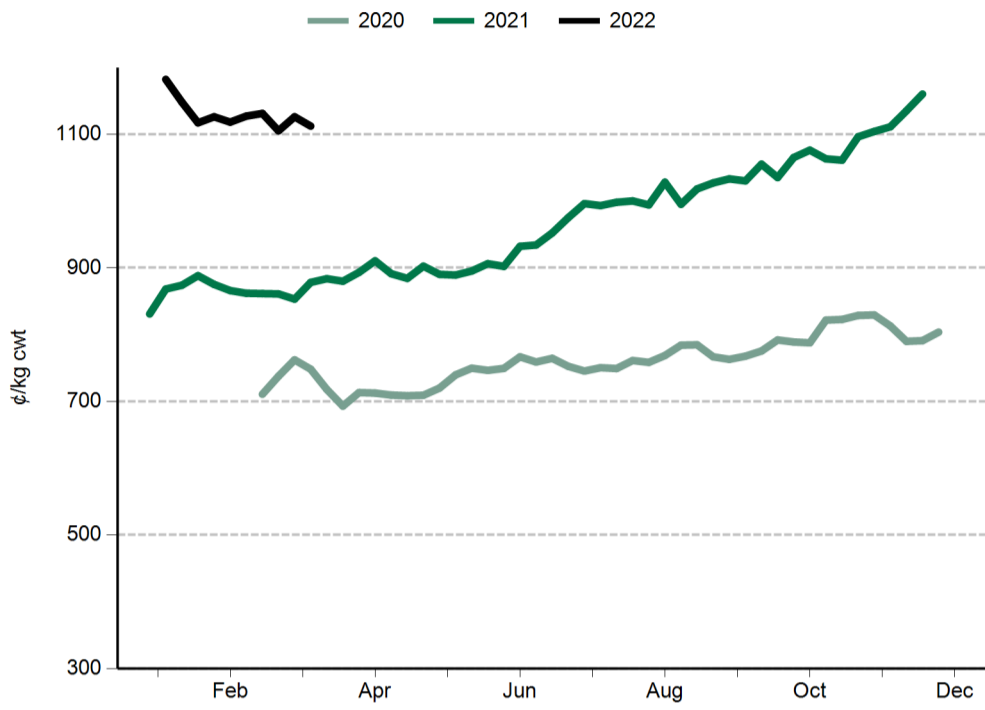
State over-the-hooks indicators				Queensland	NSW	Victoria	SA	Tasmania
Category	Carcase weight	Muscle	Unit	26 Mar 2021	26 Mar 2021	26 Mar 2021	26 Mar 2021	26 Mar 2021
Trade steer	240-260kg	A-C	¢/kg cwt	650	633	683	nq	561
Medium steer	260-280kg	A-C	¢/kg cwt	641	631	661	nq	nq
Heavy steer	300-400kg	A-C	¢/kg cwt	651	641	667	nq	nq
Medium cow	260-280kg	A-E	¢/kg cwt	552	550	526	569	497
MSA trade steer	240-260kg	A-C	¢/kg cwt	654	678	nq	665	nq

WA saleyard indicators		Unit	22 Mar 2022	23 Mar 2021
WYCI		¢/kg cwt	nq	969
Medium Steer		¢/kg lwt	384	428
Medium Cow		¢/kg lwt	336	299

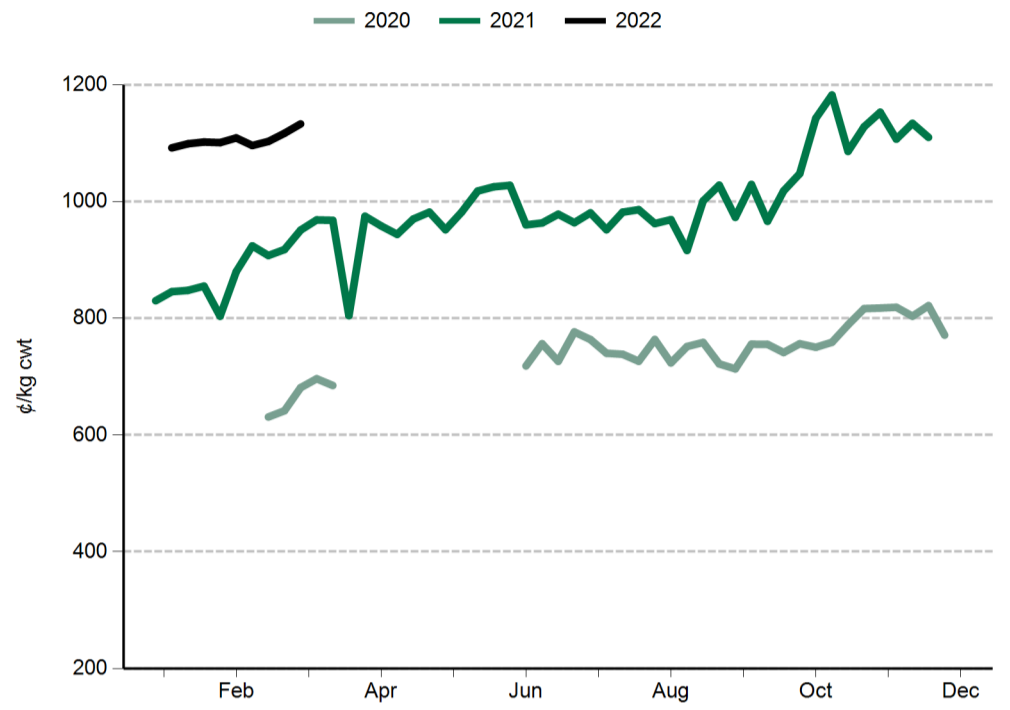
WA over-the-hooks indicators		Unit	26 Mar 2021
Grassfed yearling		¢/kg cwt	710
Grainfed yearling		¢/kg cwt	710
MSA yearling		¢/kg cwt	730

Live Export Price Quotes			Unit	11 Mar 2022	19 Mar 2021
Light Steer	260 - 360 kg	Townsville	¢/kg lwt	nq	390
	260 - 360 kg	Darwin	¢/kg lwt	550	nq
Light Heifer	260 - 360 kg	Townsville	¢/kg lwt	nq	370
	260 - 360 kg	Darwin	¢/kg lwt	530	nq

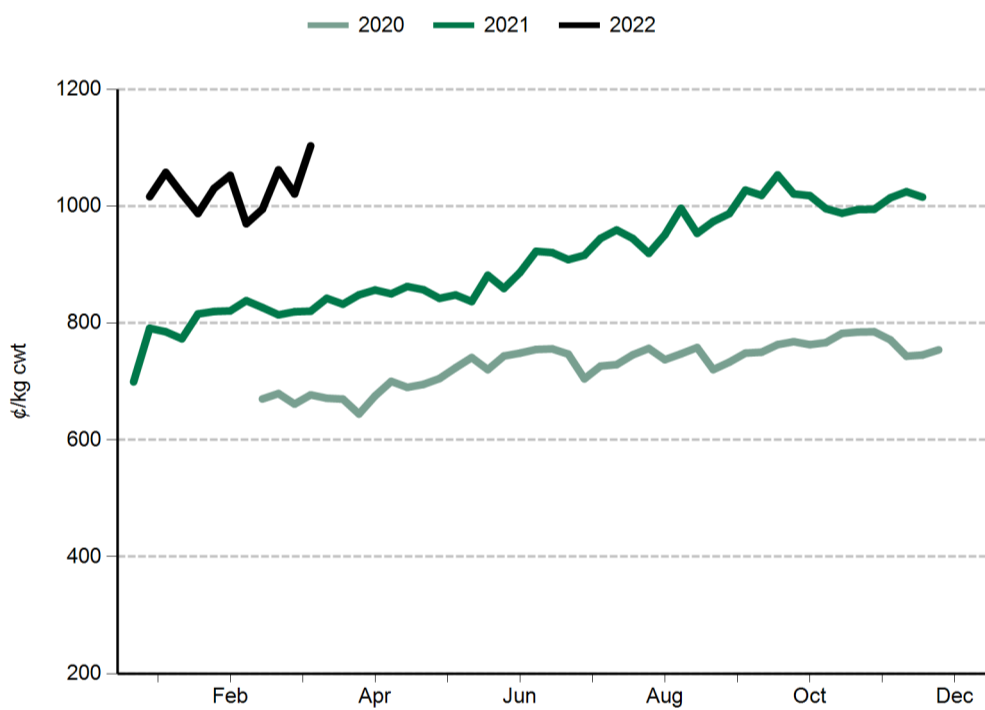
**Eastern Young Cattle Indicator (EYCI)**



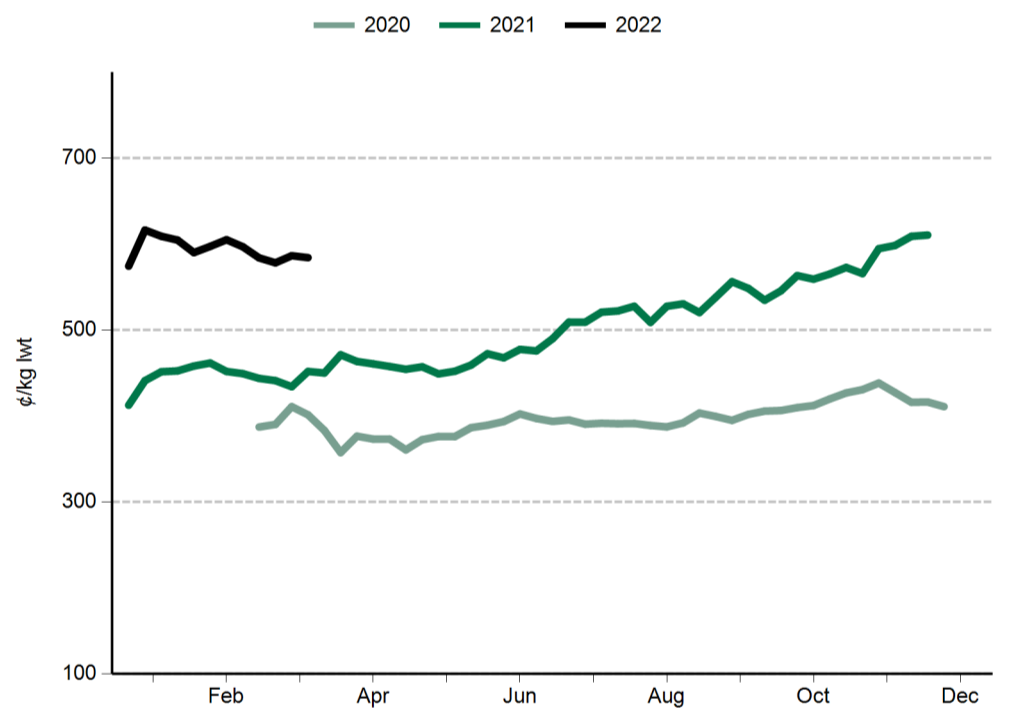
**Western Young Cattle Indicator (WYCI)**



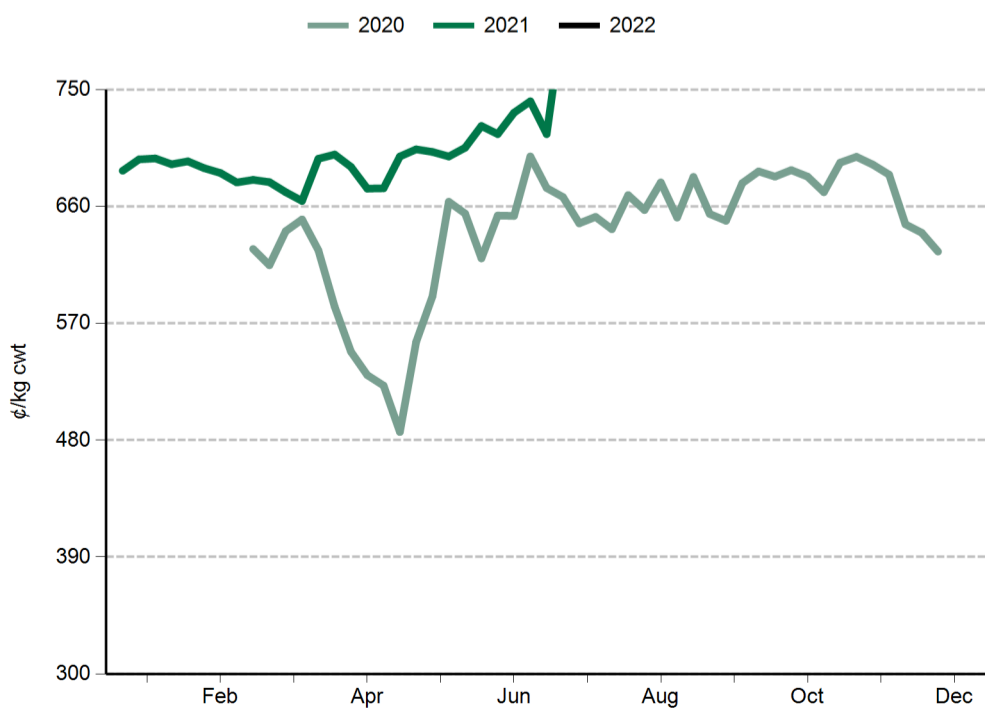
**Trade steer**



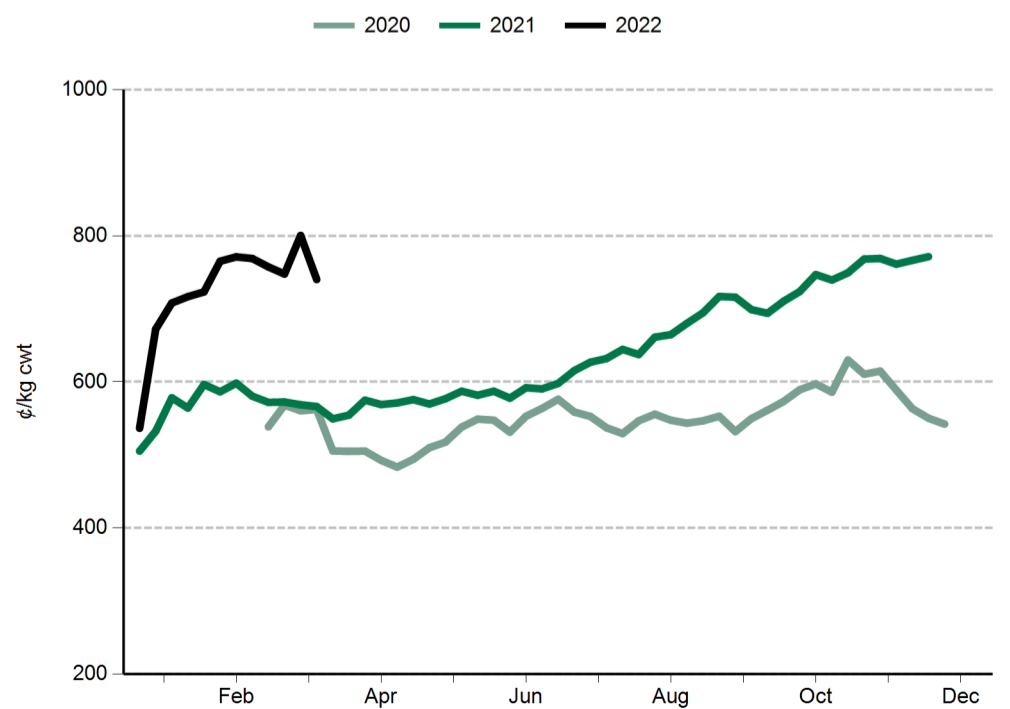
**Feeder steer**



**Heavy steer**



**Medium cow**



#### Sheep and lamb prices

Eastern States Trade Lamb Indicator (¢/kg cwt)	22 Mar 2022	23 Mar 2021
ESTLI	791	820

National saleyard sheep and lamb indicators (¢/kg cwt)		22 Mar 2022	23 Mar 2021
Merino lamb	16-22kg	699	752
Restocker/feeder lamb	0-18kg	845	915
Light lamb	12-18kg	767	827
Trade lamb	18-22kg	788	803
Heavy lamb	22+kg	769	802
Mutton	18-24kg	559	646

National OTH sheep and lamb indicators (¢/kg cwt)		26 Mar 2021
Medium trade lamb	18-20kg	757
Heavy trade lamb	20-22kg	759
Heavy lamb	22-24kg	761
Mutton	18-24kg	582

State saleyard sheep and lamb indicators (¢/kg cwt)		Victoria		NSW		SA		WA		Tasmania	
		22 Mar 2022	23 Mar 2021	22 Mar 2022	23 Mar 2021	22 Mar 2022	23 Mar 2021	22 Mar 2022	23 Mar 2021	22 Mar 2022	23 Mar 2021
Merino lamb	16-22kg	635	720	688	769	743	771	709	668	nq	nq
Restocker/feeder lamb	0-18kg	801	921	896	983	1131	922	640	692	717	915
Light lamb	12-18kg	764	825	794	886	798	883	686	715	nq	786
Trade lamb	18-22kg	778	816	801	838	713	770	763	716	nq	831
Heavy lamb	22+kg	759	795	785	819	742	763	757	766	675	751
Mutton	18-24kg	564	684	568	657	561	608	515	558	551	643

Over-the-hooks sheep and lamb indicators (¢/kg cwt)		Victoria	NSW	SA	WA	Tasmania
		26 Mar 2021	26 Mar 2021	26 Mar 2021	26 Mar 2021	26 Mar 2021
Medium trade lamb	18-20kg	763	763	790	710	nq
Heavy trade lamb	20-22kg	763	763	800	710	nq
Heavy lamb	22-24kg	773	763	800	710	nq
Mutton	18-24kg	623	600	573	533	nq

Live export price quotes (A\$/head)		15 Mar 2022	23 Mar 2021
Live wether	Muchea	nq	nq

#### Glossary:

**cwt** – carcase weight

**lwt** – live weight

**OTH** – over-the-hooks. Refers to the marketing of cattle/sheep/lambs directly from the farm to an abattoir where a producer is paid for the value of the carcase based on a sliding grid.

**CIF** – Cost, insurance, freight. The quoted price for the goods including freight and insurance costs delivered to final destination.

**C&F** – Cost and freight. Refers to the quoted price for the goods, including freight to the delivery point, but not insurance.

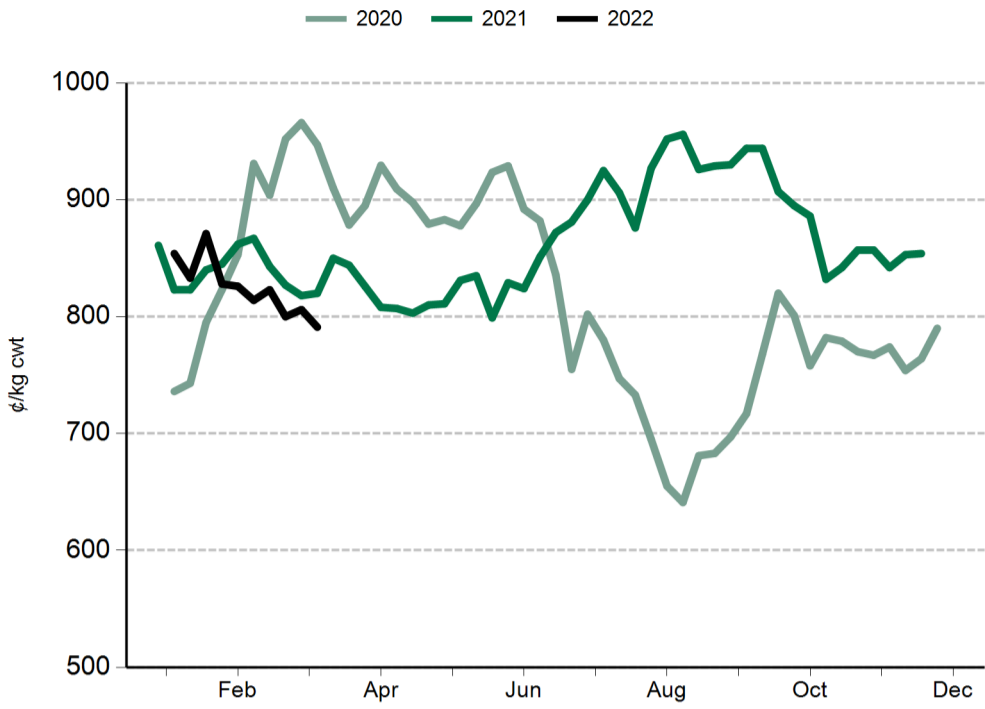
**FAS** – Free alongside ship. Refers to export price quotes where the seller is obliged to pay warehouse services, packing, inland freight and port charges, but not placement of goods onto the ship. The buyer is obliged to pay overseas freight, charges in foreign port, customs duties, quarantine and delivery to final destination. (See also 'FOB').

**EYCI** – Eastern Young Cattle Indicator. A seven day rolling average from 24 saleyards across NSW, Victoria and Queensland. It includes vealer and yearling heifers and steers, grade score C2 or C3, with live weight from 200kg.

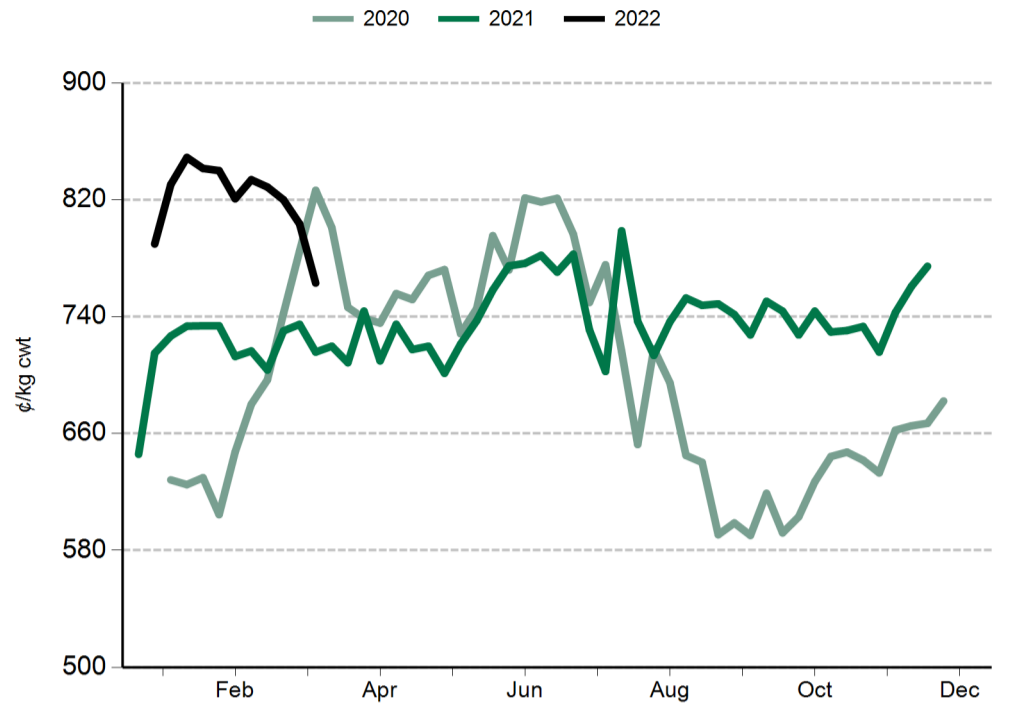
**WYCI** – Western Young Cattle Indicator. A benchmark of the value of young cattle in WA saleyards. It includes vealer and yearling heifers and steers, grade score C2 or C3, 180kg+ live weight.

**All data is collected by MLA's NLRS, unless specified otherwise.**

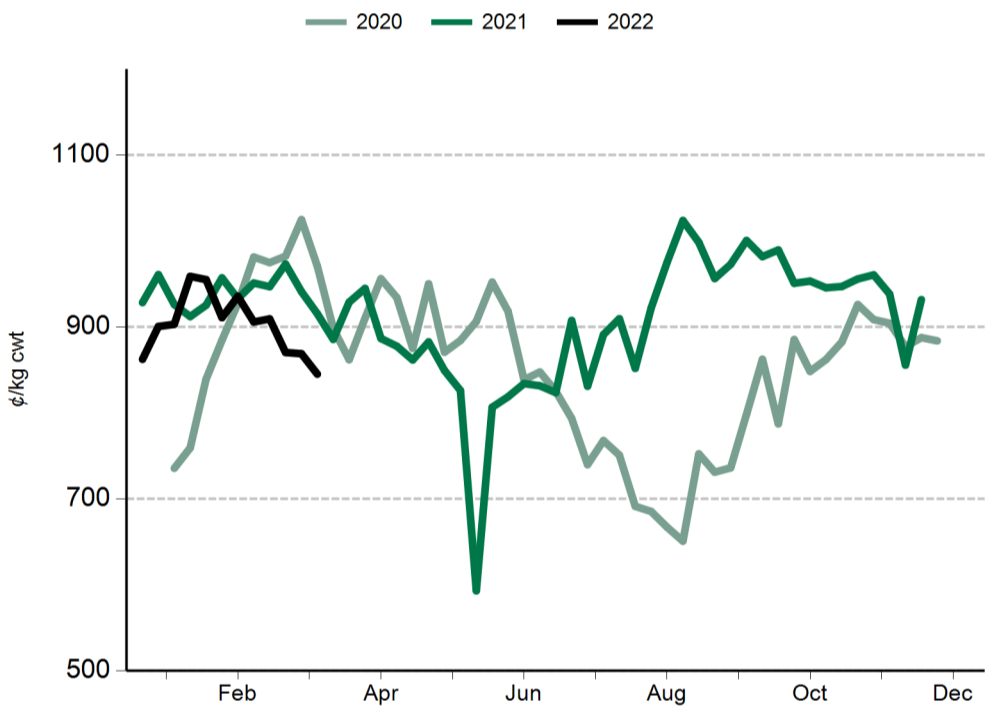
**Eastern States Trade Lamb Indicator (ESTLI)**



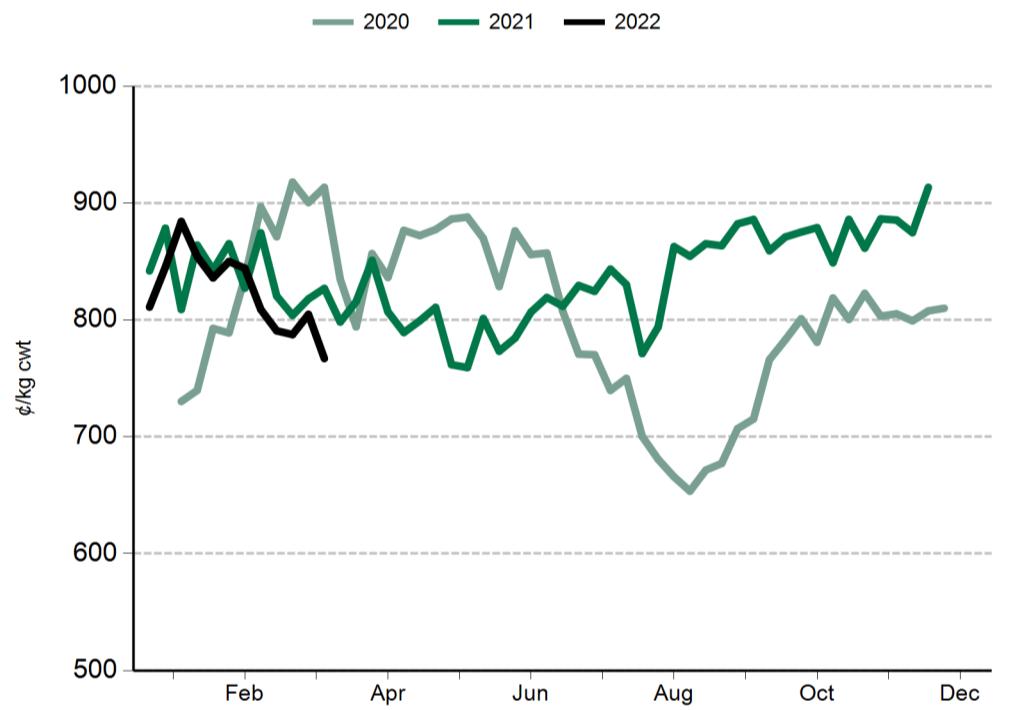
**Western Trade Lamb Indicator (WTLI)**



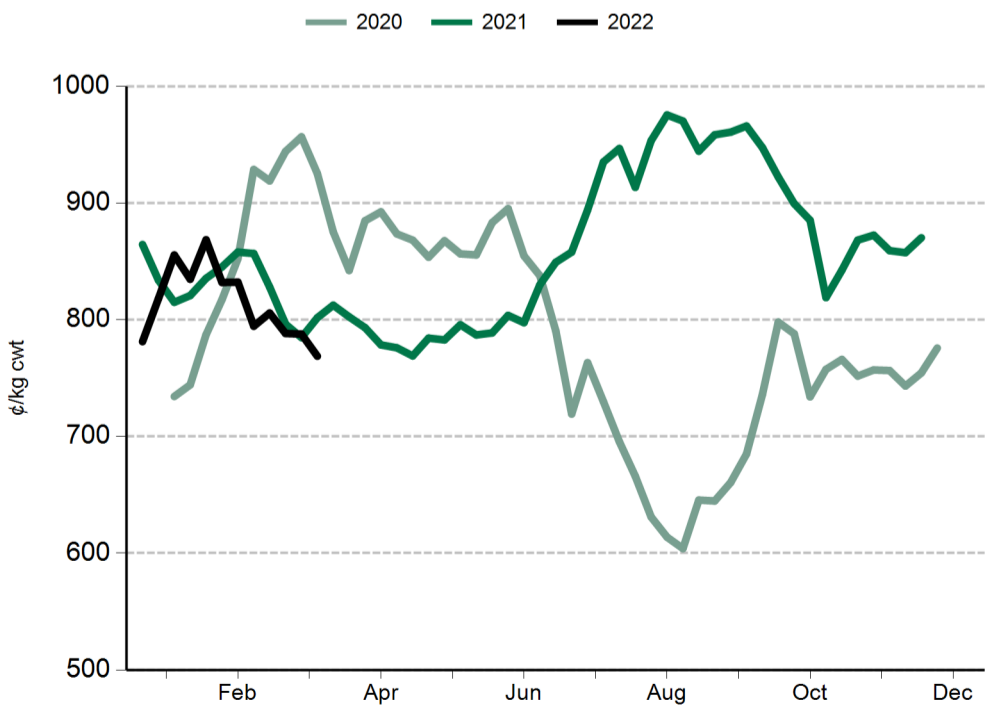
**Restocker lamb**



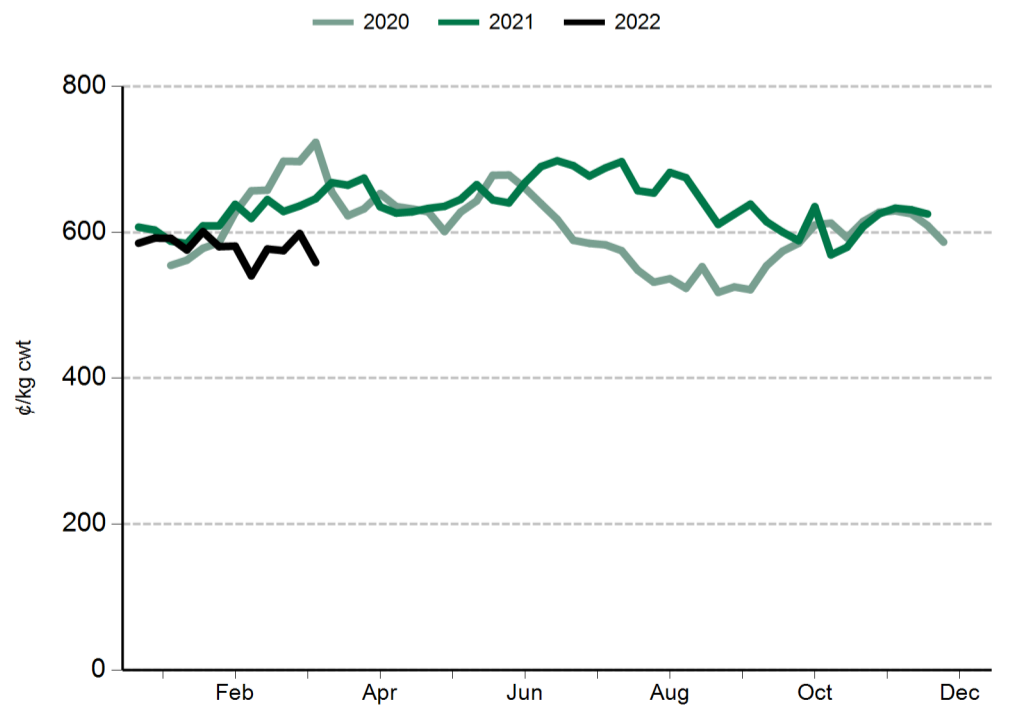
**Light lamb**



**Heavy lamb**



**Mutton**

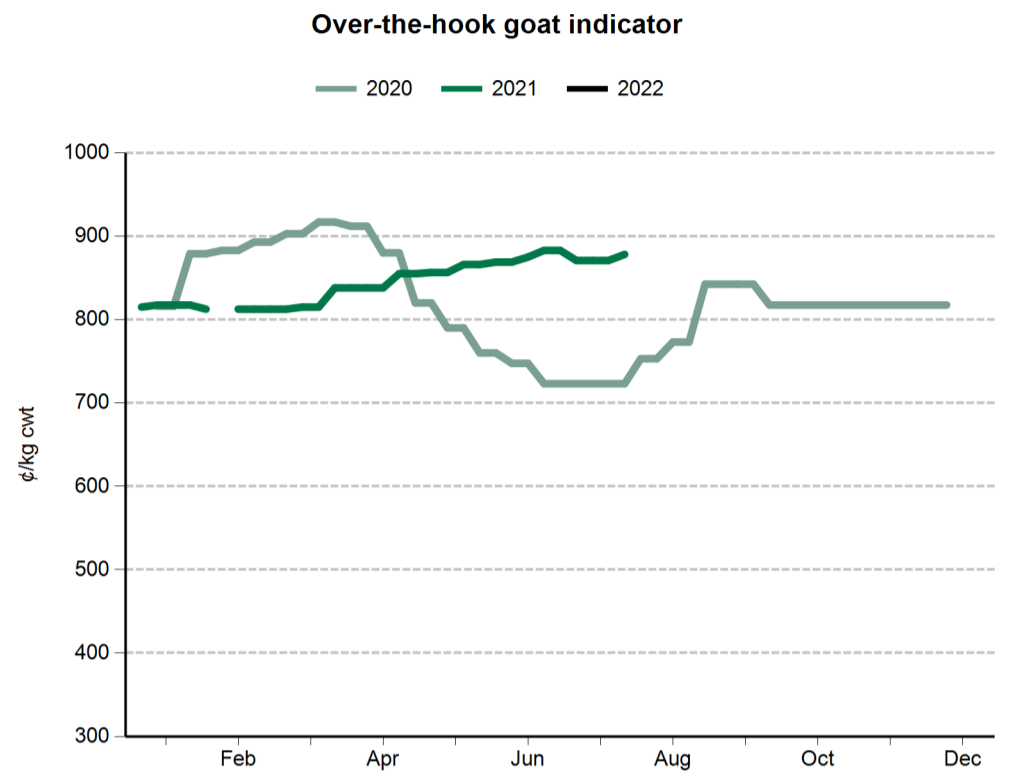


#### General statistics

Over-the-hooks goat indicators (A¢/kg cwt)	26 Mar 2021
8.1-10kg	838
10.1-12kg	838
12.1-16kg	838
16.1-20kg	838
20.1kg+	838

Skin indicators - Lambs	
2" +	16.1 - 20kg
	20.1 - 24kg
	24.1kg +
1" - 2"	16.1 - 20kg
	20.1 - 24kg
	24.1kg +
0.5" - 1"	16.1 - 20kg
	20.1 - 24kg
	24.1kg +
New Season	16.1 - 20kg
	20.1 - 24kg
	24.1kg +

Skin indicators - Merino sheep (average 25 micron)	
1.5" - 2"	16.1 - 20kg
	20.1 - 24kg
	24.1kg +



Grain prices - Darling Downs (A\$/tonne)	18 Mar 2022	11 Mar 2022	19 Mar 2021
Wheat	357	360	292
Barley	330	325	268
Sorghum	360	355	300
Grain prices - Riverina (A\$/tonne)			
Wheat	nq	nq	295
Barley	310	nq	nq

Source: Profarmer Australia

PLEASE NOTE

MLA no longer reports on fodder prices, tallow prices or the EMI on a weekly basis.

These can be accessed separately through these links:

- [Fodder prices \(Dairy Australia\)](#)
- [Tallow prices \(MLA monthly co-product report\)](#)
- [EMI \(AWEX\)](#)

US imported beef prices (CIF)		11 Mar 2022	19 Mar 2021
Bull 95CL	US¢/lb	322.5	249.0
	A¢/kg	972.0	718.0
Cow 90CL	US¢/lb	302.5	230.5
	A¢/kg	911.8	664.7
CC/CF 85CL	US¢/lb	275.0	209.5
	A¢/kg	828.9	604.1
Shank 90CL	US¢/lb	290.0	230.5
	A¢/kg	874.1	664.7
Trim 85CL	US¢/lb	274.0	208.5
	A¢/kg	825.9	601.3
Trim 80CL	US¢/lb	nq	177.5
	A¢/kg	nq	511.9
Trim 75CL	US¢/lb	nq	175.0
	A¢/kg	nq	504.6
Trim 65CL	US¢/lb	nq	nq
	A¢/kg	nq	nq
Outside flats	US¢/lb	nq	nq
	A¢/kg	nq	nq
Knuckles	US¢/lb	307.5	270.0
	A¢/kg	926.8	778.6
Inside cap off	US¢/lb	360.0	322.5
	A¢/kg	1085.1	930.0

Source: Steiner Consulting Group

