

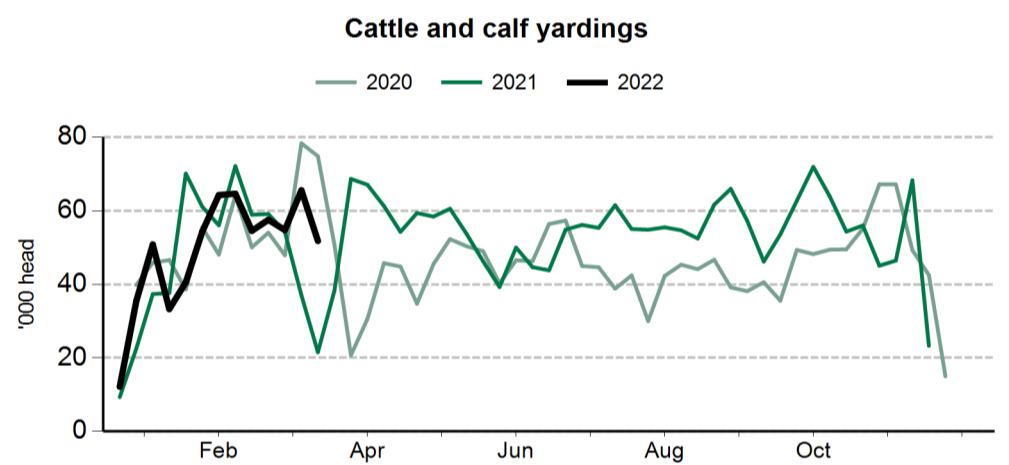
The following weekly statistical summary includes the following information:

- **Livestock movements**.....pages 1-2
 - Cattle yardings
 - Sheep yardings
 - Cattle slaughter
 - Sheep, lamb and goat slaughter
- **Cattle price indicators**.....pages 3-4
 - Saleyard indicators
 - Over-the-hook indicators
 - Live export indicators
- **Sheep and lamb indicators**.....pages 5-6
 - Saleyard indicators
 - Over-the-hook indicators
 - Live export indicators
- **General statistics**.....page 7
 - Over-the-hook goat indicators
 - Skin price indicators
 - Weekly US imported beef indicators

Cattle movements

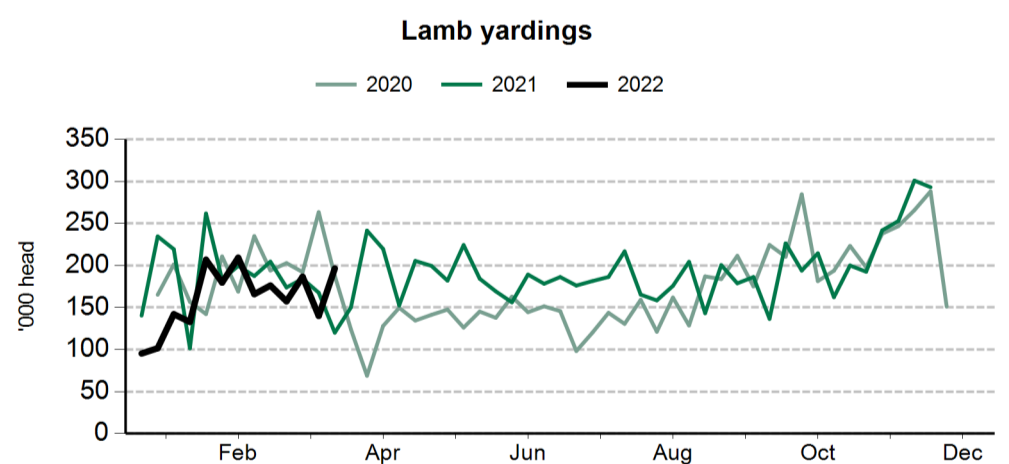
Cattle saleyard throughput		1 Apr 2022	25 Mar 2022	2 Apr 2021
Queensland	Cattle	5,316	16,875	8,853
NSW	Cattle	9,138	12,385	6,931
Victoria	Cattle	5,172	8,398	5,707
SA	Cattle	760	1,386	812
WA	Cattle	696	1,582	1,800
Tasmania	Cattle	273	147	50

Cattle slaughter		25 Mar 2022	2 Apr 2021
Queensland	Cattle	49,571	38,330
	Calves	18	1,447
NSW	Cattle	25,068	19,661
	Calves	1,334	778
Victoria	Cattle	11,889	10,989
	Calves	1,984	2,820
SA	Cattle	3,247	2,047
	Calves	7	16
Tasmania	Cattle	4,222	3,617
	Calves	374	299

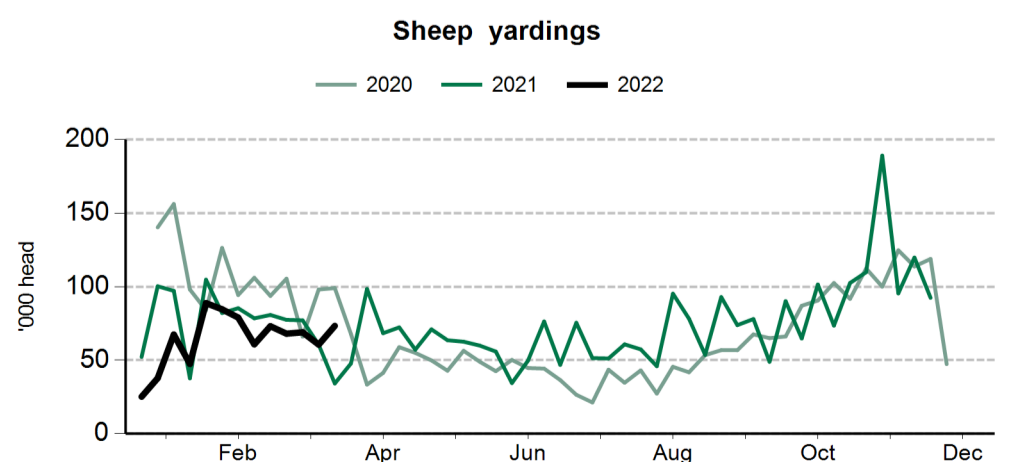


Smallstock movements

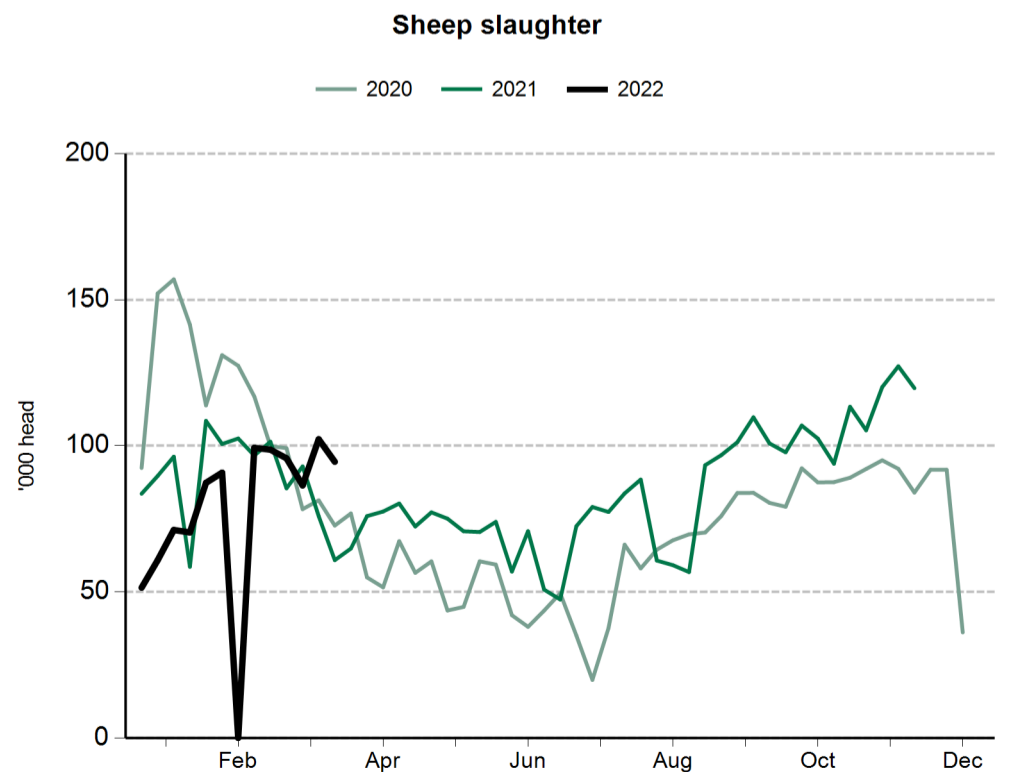
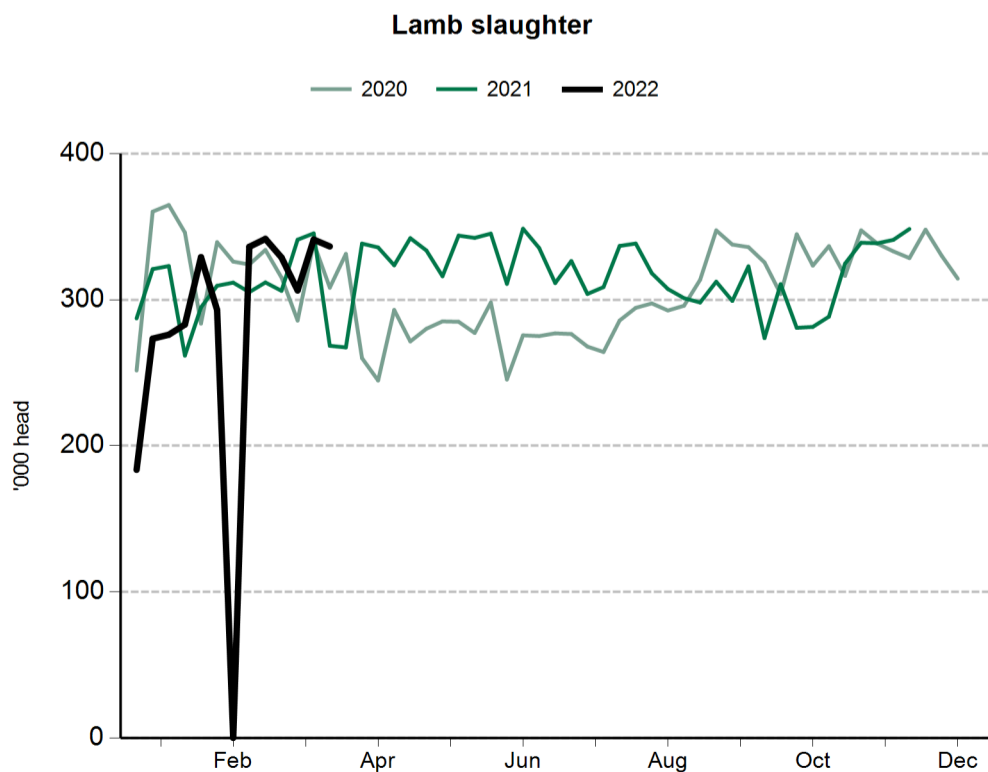
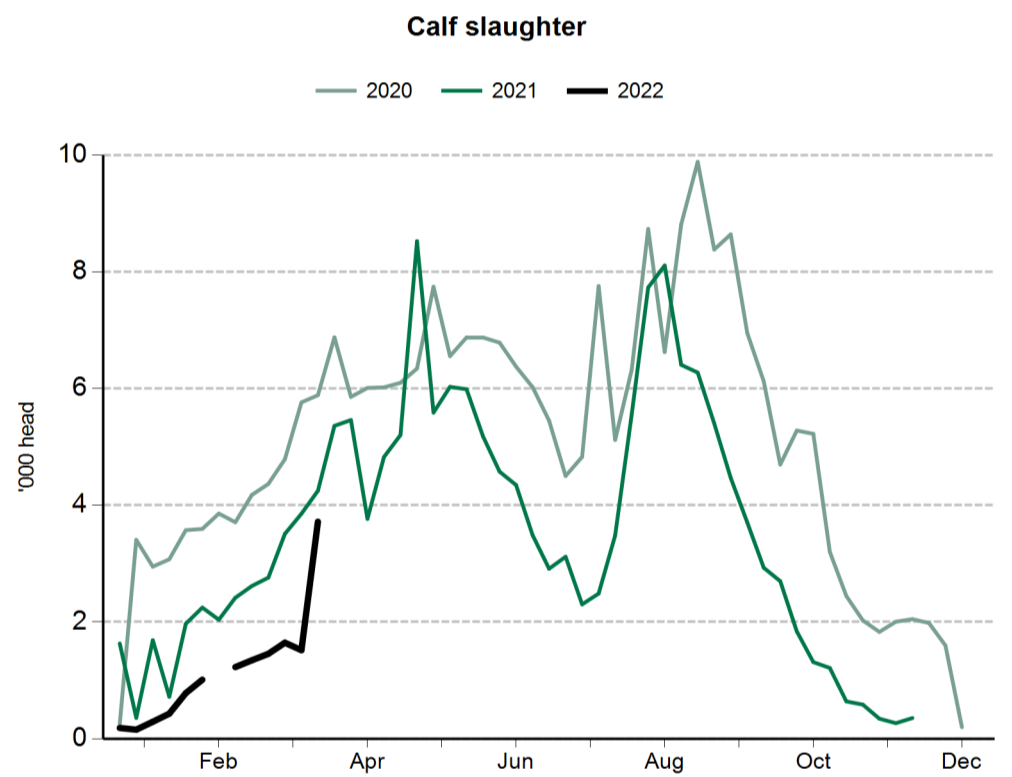
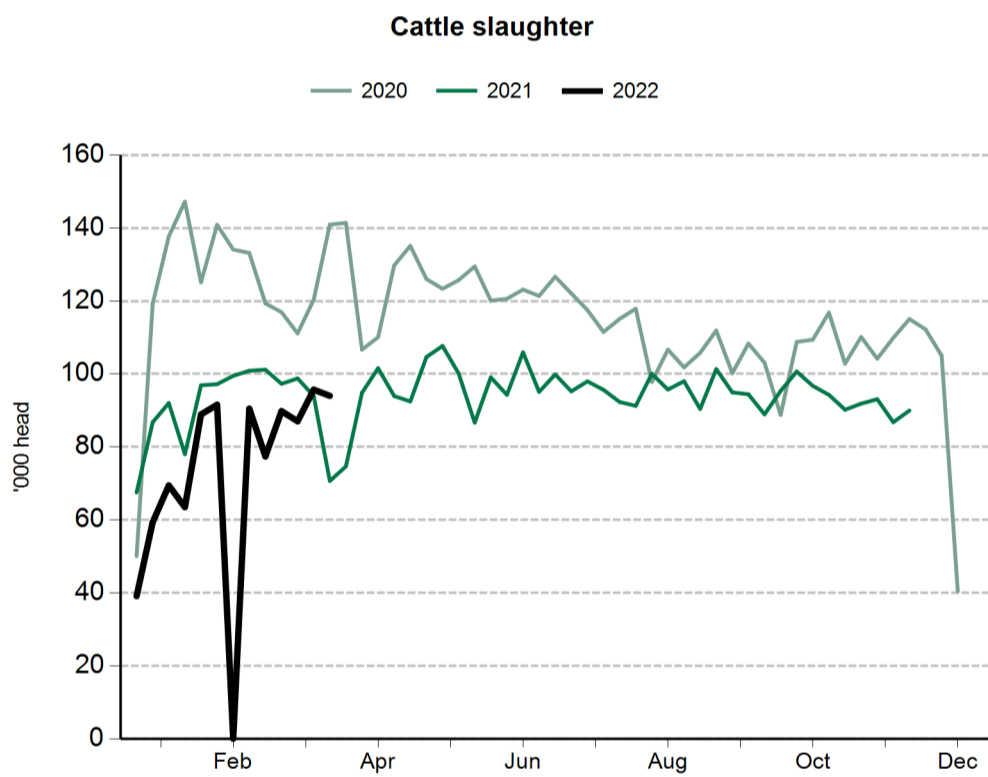
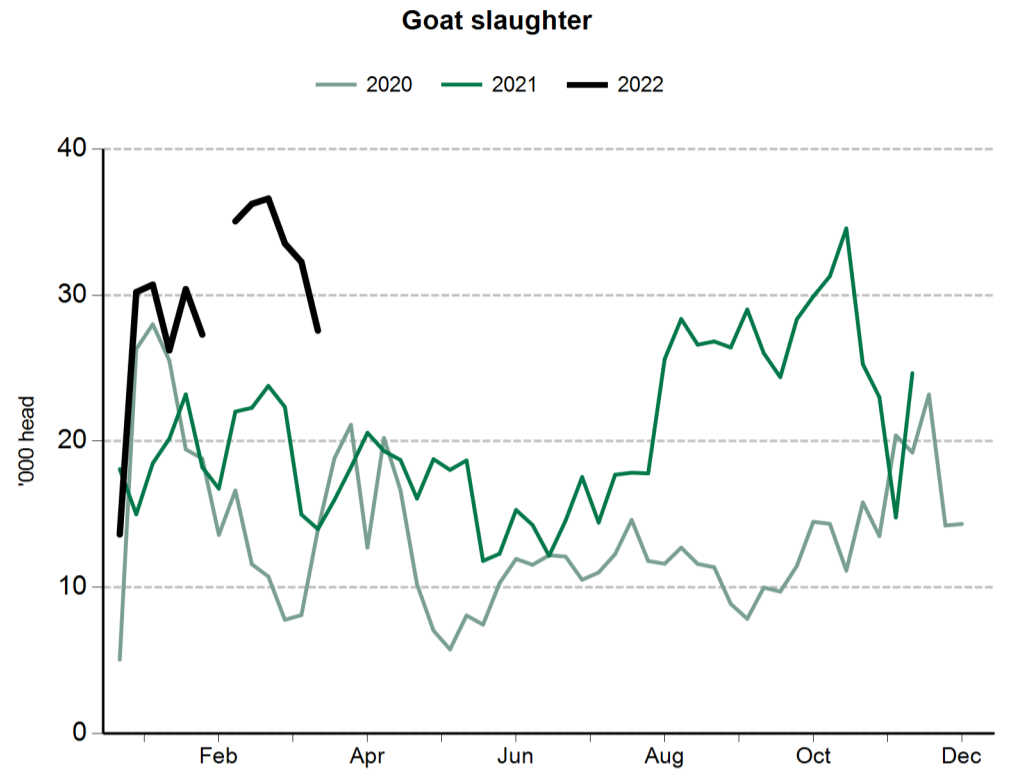
Sheep and lamb saleyard throughput		1 Apr 2022	25 Mar 2022	2 Apr 2021
NSW	Lambs	40,300	105,597	75,681
	Sheep	15,750	34,590	19,412
Victoria	Lambs	53,481	75,093	57,583
	Sheep	14,679	28,291	18,802
SA	Lambs	11,441	10,494	6,930
	Sheep	2,288	3,510	4,929
WA	Lambs	2,970	3,950	7,354
	Sheep	996	4,663	3,900
Tasmania	Lambs	1,213	1,030	1,813
	Sheep	766	2,240	563



Sheep and lamb slaughter		25 Mar 2022	2 Apr 2021
Queensland	Lambs	67	819
	Sheep	463	1,178
NSW	Lambs	113,477	84,738
	Sheep	44,544	35,130
Victoria	Lambs	177,902	133,209
	Sheep	37,630	26,305
SA	Lambs	39,294	44,116
	Sheep	9,789	718
Tasmania	Lambs	5,719	4,425
	Sheep	2,069	1,476



Goat slaughter		25 Mar 2022	2 Apr 2021
Queensland	Goats	10,270	6,183
NSW	Goats	1,620	1,354
Victoria	Goats	12,705	5,682
SA	Goats	2,971	2,755
Tasmania	Goats	nq	nq



Cattle prices

National saleyard indicators	Live weight	Muscle/Fat	Unit	5 Apr 2022	6 Apr 2021
Restocker Steer	200-280kg	C2	¢/kg lwt	672	549
Feeder Steer	330-400kg	C2	¢/kg lwt	581	471
Vealer Steer	280-330kg	C2	¢/kg lwt	649	493
			¢/kg cwt	1238	924
Trade Steer	330-400kg	C3	¢/kg lwt	571	463
			¢/kg cwt	1084	832
Medium Steer	400-500kg	C3	¢/kg lwt	467	400
			¢/kg cwt	883	757
Heavy Steer	500-600kg	C4	¢/kg lwt	428	385
			¢/kg cwt	791	700
Medium Cow	400-520kg	D3	¢/kg lwt	338	268
			¢/kg cwt	690	554
Eastern Young Cattle Indicator (EYCI)			¢/kg cwt	1095.00	879.75

Eastern states OTH indicators	Carcase weight	Muscle	Unit	9 Apr 2021
Trade steer	240-260kg	A-C	¢/kg cwt	629
Medium steer	260-280kg	A-C	¢/kg cwt	639
Heavy steer	300-400kg	A-C	¢/kg cwt	649
Medium cow	260-280kg	A-E	¢/kg cwt	539
MSA trade steer	240-260kg	A-C	¢/kg cwt	662

Feeder cattle indicators - paddock sales		Unit
Domestic		
Steers 280-350kg		¢/kg lwt
Heifers 280-350kg		¢/kg lwt
Export		
Shortfed 100-120 DOF		¢/kg lwt
Mediumfed 120-220 DOF		¢/kg lwt
Longfed 220+ DOF		¢/kg lwt

State saleyard indicators				Queensland		NSW		Victoria		SA		Tasmania	
Category	Live weight	Muscle/Fat	Unit	5 Apr 2022	6 Apr 2021	5 Apr 2022	6 Apr 2021	5 Apr 2022	6 Apr 2021	5 Apr 2022	6 Apr 2021	5 Apr 2022	6 Apr 2021
Restocker Steer	200-280kg	C2	¢/kg lwt	670	549	689	528	nq	nq	nq	422	nq	nq
Feeder Steer	330-400kg	C2	¢/kg lwt	576	473	586	464	537	nq	565	nq	nq	nq
Vealer Steer	280-330kg	C2	¢/kg lwt	nq	442	665	513	578	448	637	nq	nq	nq
			¢/kg cwt	nq	849	1257	954	1097	845	1275	nq	nq	nq
Trade Steer	330-400kg	C3	¢/kg lwt	nq	nq	559	468	535	433	584	422	nq	nq
			¢/kg cwt	nq	nq	1009	838	1003	817	1142	766	nq	nq
Medium Steer	400-500kg	C3	¢/kg lwt	421	412	490	357	493	376	514	405	542	336
			¢/kg cwt	792	781	922	658	931	710	1018	779	986	622
Heavy Steer	500-600kg	C4	¢/kg lwt	395	nq	449	389	462	377	nq	nq	nq	nq
			¢/kg cwt	731	nq	818	695	870	711	nq	nq	nq	nq
Medium Cow	400-520kg	D3	¢/kg lwt	336	266	348	277	325	299	nq	nq	nq	nq
			¢/kg cwt	685	551	716	571	656	604	nq	nq	nq	nq

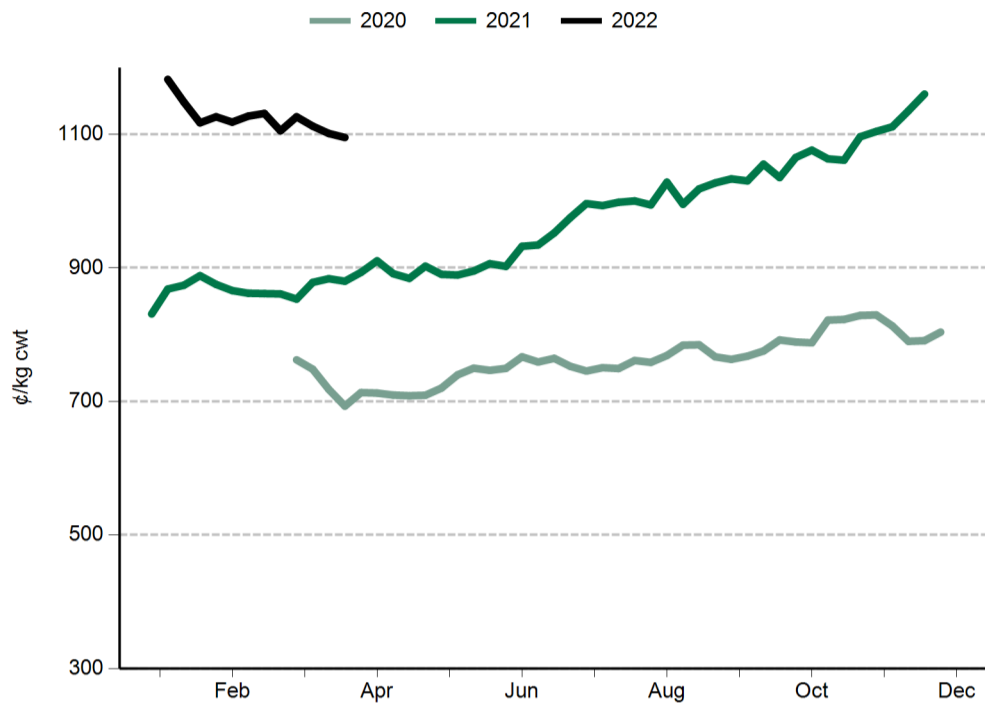
State over-the-hooks indicators				Queensland	NSW	Victoria	SA	Tasmania
Category	Carcase weight	Muscle	Unit	9 Apr 2021	9 Apr 2021	9 Apr 2021	9 Apr 2021	9 Apr 2021
Trade steer	240-260kg	A-C	¢/kg cwt	654	633	677	nq	551
Medium steer	260-280kg	A-C	¢/kg cwt	649	636	678	nq	595
Heavy steer	300-400kg	A-C	¢/kg cwt	659	646	684	nq	605
Medium cow	260-280kg	A-E	¢/kg cwt	550	550	529	569	497
MSA trade steer	240-260kg	A-C	¢/kg cwt	662	680	nq	645	nq

WA saleyard indicators	Unit	5 Apr 2022	6 Apr 2021
WYCI	¢/kg cwt	1127	805
Medium Steer	¢/kg lwt	525	nq
Medium Cow	¢/kg lwt	326	nq

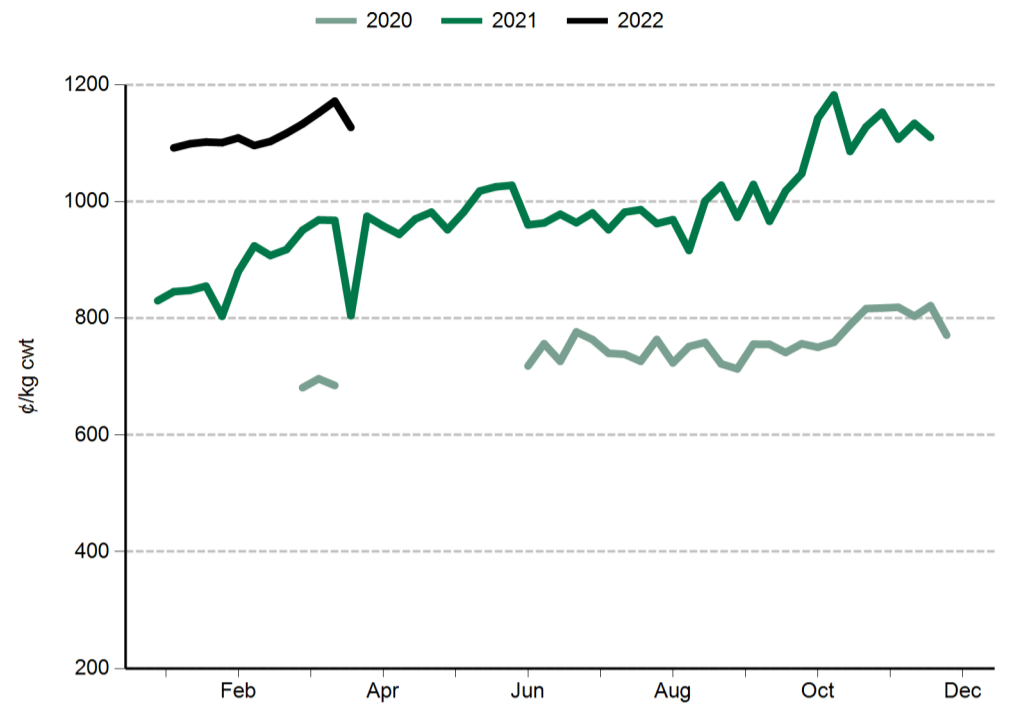
WA over-the-hooks indicators	Unit	9 Apr 2021
Grassfed yearling	¢/kg cwt	710
Grainfed yearling	¢/kg cwt	710
MSA yearling	¢/kg cwt	730

Live Export Price Quotes			Unit	25 Mar 2022	2 Apr 2021
Light Steer	260 - 360 kg	Townsville	¢/kg lwt	nq	400
	260 - 360 kg	Darwin	¢/kg lwt	nq	nq
Light Heifer	260 - 360 kg	Townsville	¢/kg lwt	nq	380
	260 - 360 kg	Darwin	¢/kg lwt	nq	nq

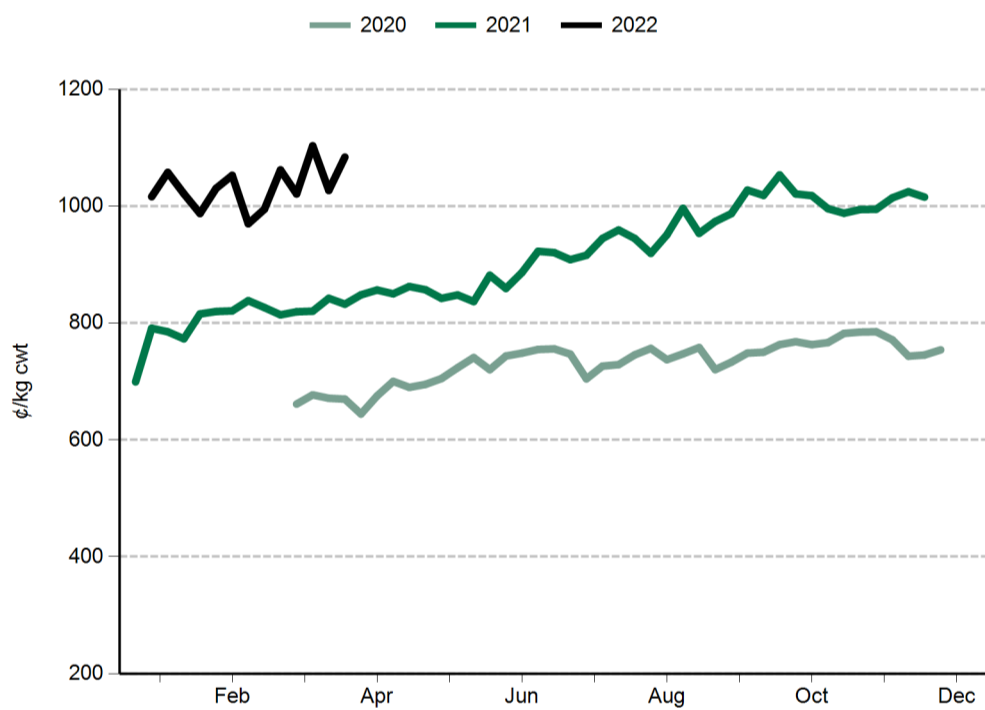
Eastern Young Cattle Indicator (EYCI)



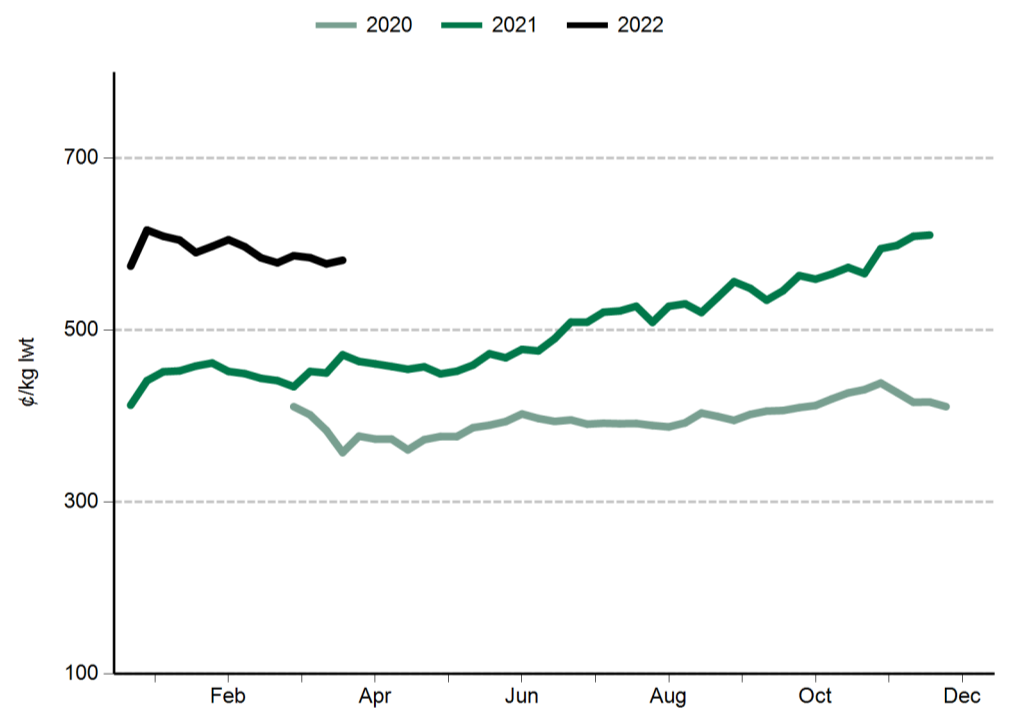
Western Young Cattle Indicator (WYCI)



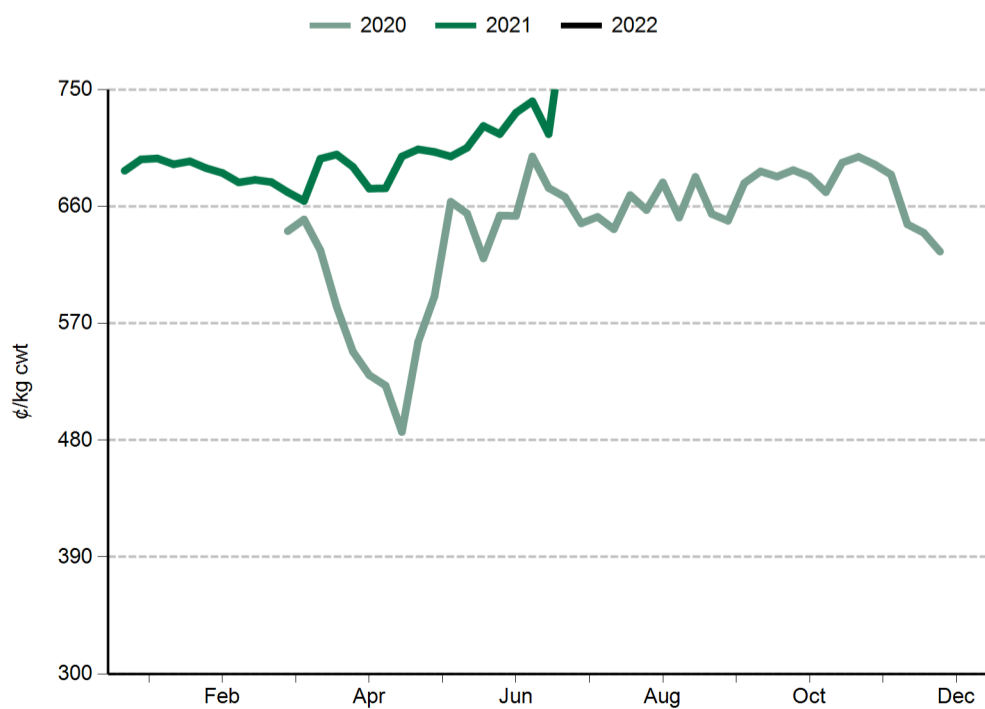
Trade steer



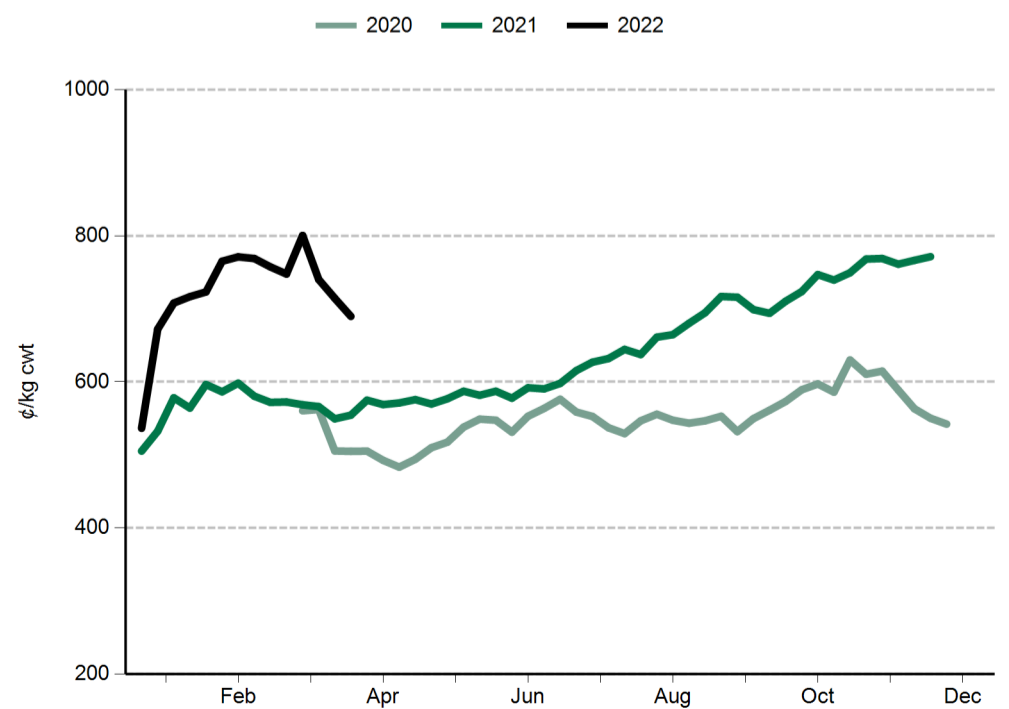
Feeder steer



Heavy steer



Medium cow



Sheep and lamb prices

Eastern States Trade Lamb Indicator (¢/kg cwt)	5 Apr 2022	6 Apr 2021
ESTLI	775	844

National saleyard sheep and lamb indicators (¢/kg cwt)		5 Apr 2022	6 Apr 2021
Merino lamb	16-22kg	660	790
Restocker/feeder lamb	0-18kg	863	929
Light lamb	12-18kg	760	816
Trade lamb	18-22kg	770	815
Heavy lamb	22+kg	763	803
Mutton	18-24kg	546	665

National OTH sheep and lamb indicators (¢/kg cwt)		9 Apr 2021
Medium trade lamb	18-20kg	759
Heavy trade lamb	20-22kg	759
Heavy lamb	22-24kg	762
Mutton	18-24kg	631

State saleyard sheep and lamb indicators (¢/kg cwt)		Victoria		NSW		SA		WA		Tasmania	
		5 Apr 2022	6 Apr 2021	5 Apr 2022	6 Apr 2021	5 Apr 2022	6 Apr 2021	5 Apr 2022	6 Apr 2021	5 Apr 2022	6 Apr 2021
Merino lamb	16-22kg	701	814	623	807	687	768	683	669	nq	nq
Restocker/feeder lamb	0-18kg	822	940	934	1006	878	1033	529	678	770	1010
Light lamb	12-18kg	781	879	764	849	816	869	624	678	717	948
Trade lamb	18-22kg	774	842	787	862	708	776	695	709	766	813
Heavy lamb	22+kg	750	806	777	810	716	771	657	750	703	785
Mutton	18-24kg	576	711	527	683	529	679	395	558	566	752

Over-the-hooks sheep and lamb indicators (¢/kg cwt)		Victoria	NSW	SA	WA	Tasmania
		9 Apr 2021	9 Apr 2021	9 Apr 2021	9 Apr 2021	9 Apr 2021
Medium trade lamb	18-20kg	758	783	783	710	nq
Heavy trade lamb	20-22kg	758	783	783	710	nq
Heavy lamb	22-24kg	773	783	783	710	nq
Mutton	18-24kg	670	695	627	533	nq

Live export price quotes (A\$/head)		29 Mar 2022	6 Apr 2021
Live wether	Muchea	nq	nq

Glossary:

cwt – carcase weight

lwt – live weight

OTH – over-the-hooks. Refers to the marketing of cattle/sheep/lambs directly from the farm to an abattoir where a producer is paid for the value of the carcase based on a sliding grid.

CIF – Cost, insurance, freight. The quoted price for the goods including freight and insurance costs delivered to final destination.

C&F – Cost and freight. Refers to the quoted price for the goods, including freight to the delivery point, but not insurance.

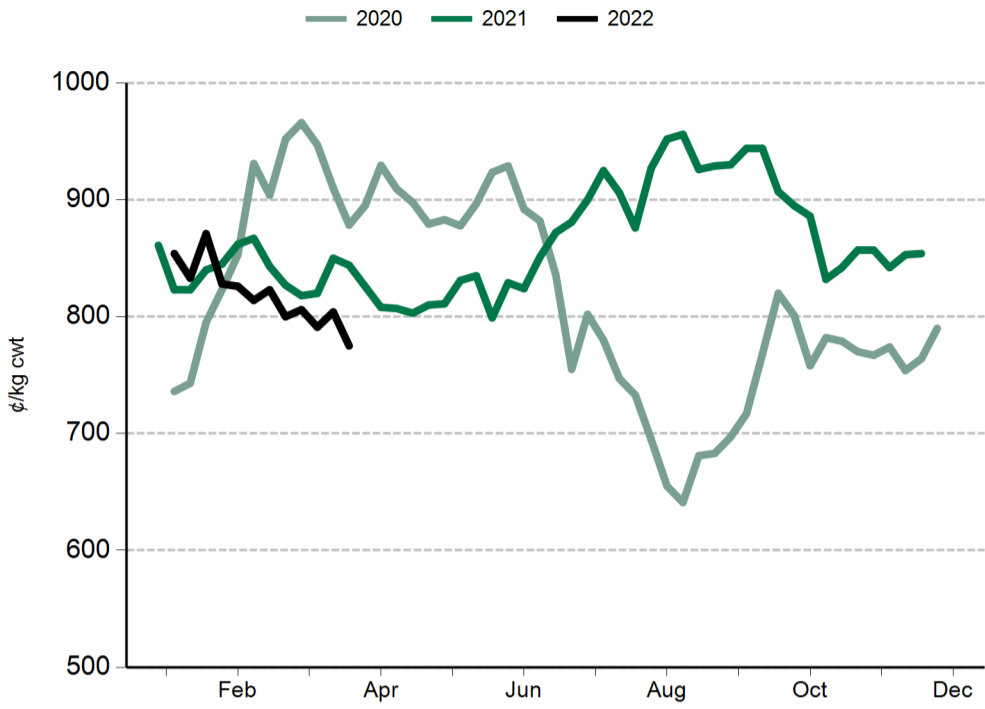
FAS – Free alongside ship. Refers to export price quotes where the seller is obliged to pay warehouse services, packing, inland freight and port charges, but not placement of goods onto the ship. The buyer is obliged to pay overseas freight, charges in foreign port, customs duties, quarantine and delivery to final destination. (See also 'FOB').

EYCI – Eastern Young Cattle Indicator. A seven day rolling average from 24 saleyards across NSW, Victoria and Queensland. It includes vealer and yearling heifers and steers, grade score C2 or C3, with live weight from 200kg.

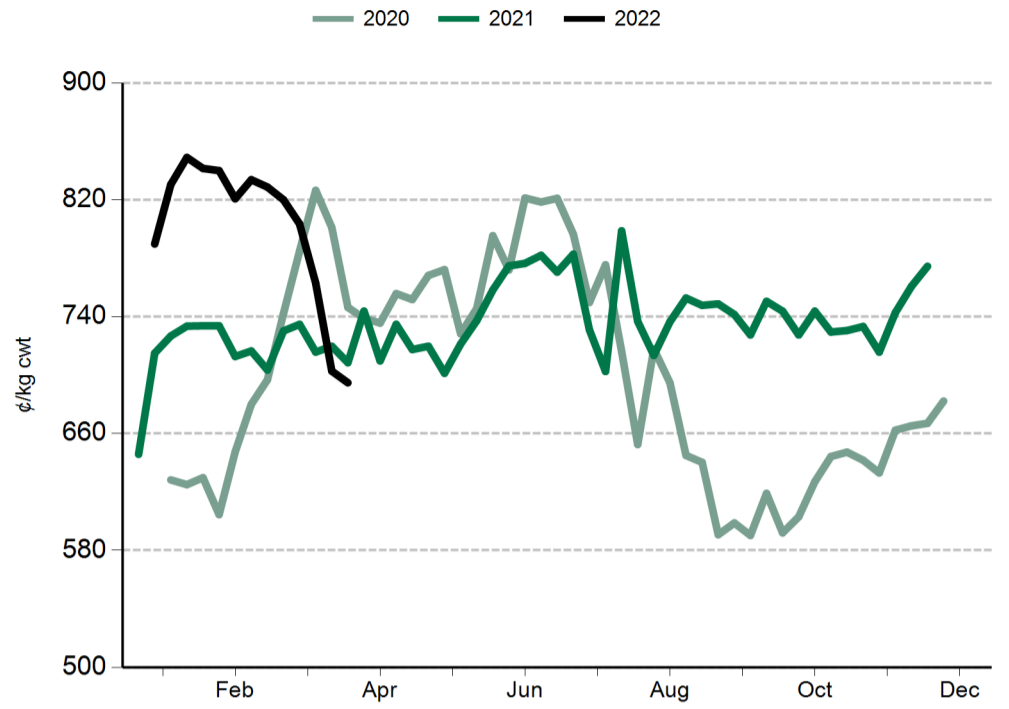
WYCI – Western Young Cattle Indicator. A benchmark of the value of young cattle in WA saleyards. It includes vealer and yearling heifers and steers, grade score C2 or C3, 180kg+ live weight.

All data is collected by MLA's NLRS, unless specified otherwise.

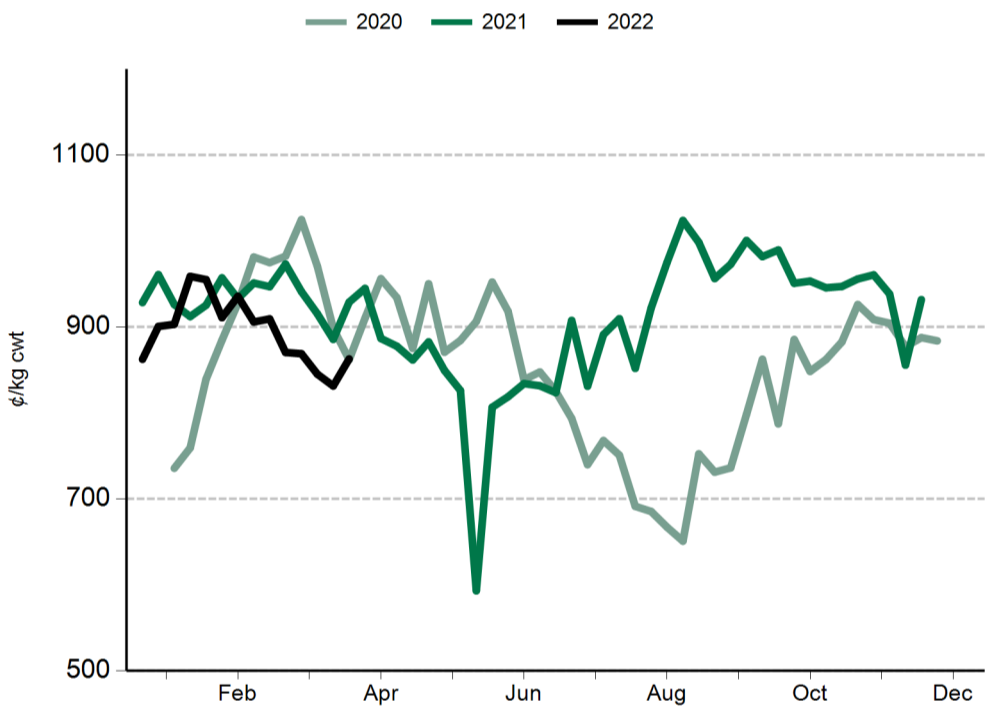
Eastern States Trade Lamb Indicator (ESTLI)



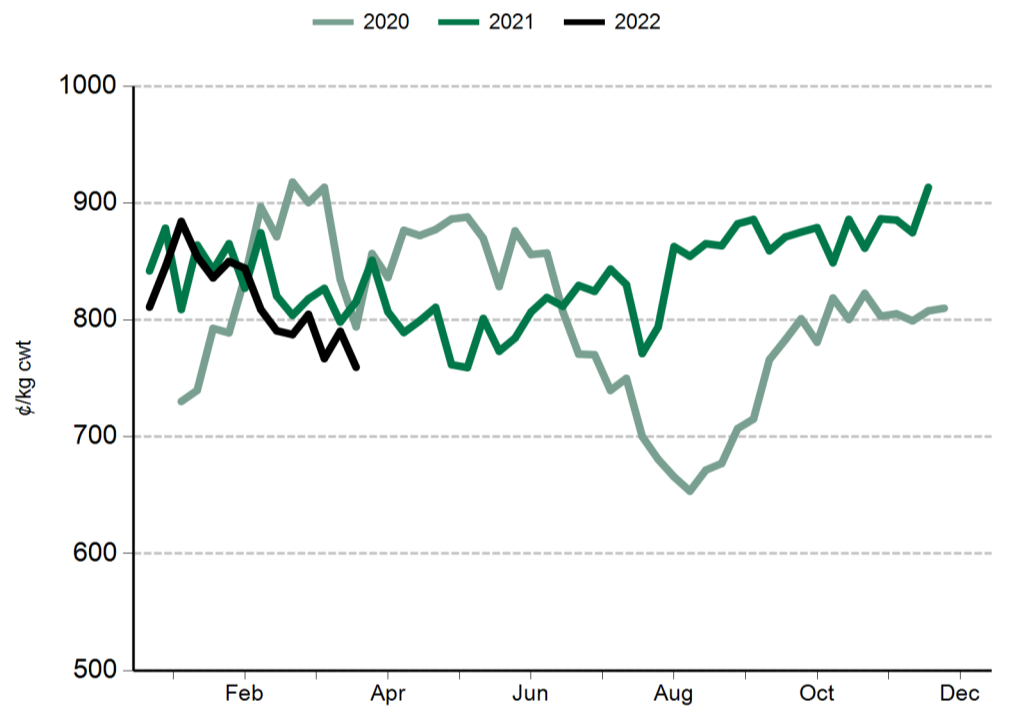
Western Trade Lamb Indicator (WTLI)



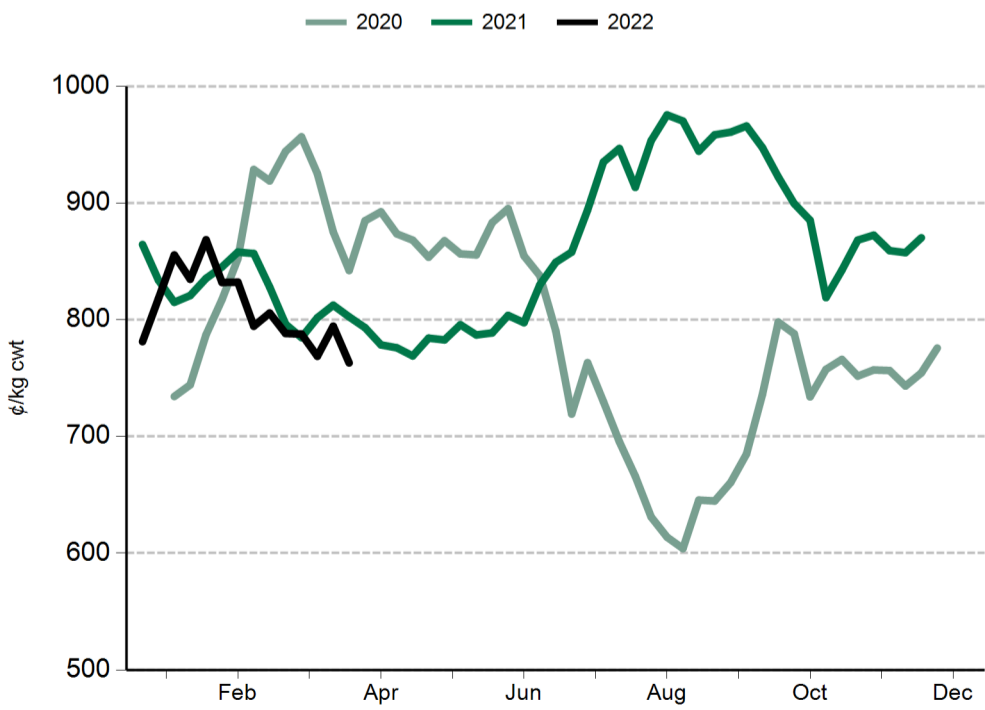
Restocker lamb



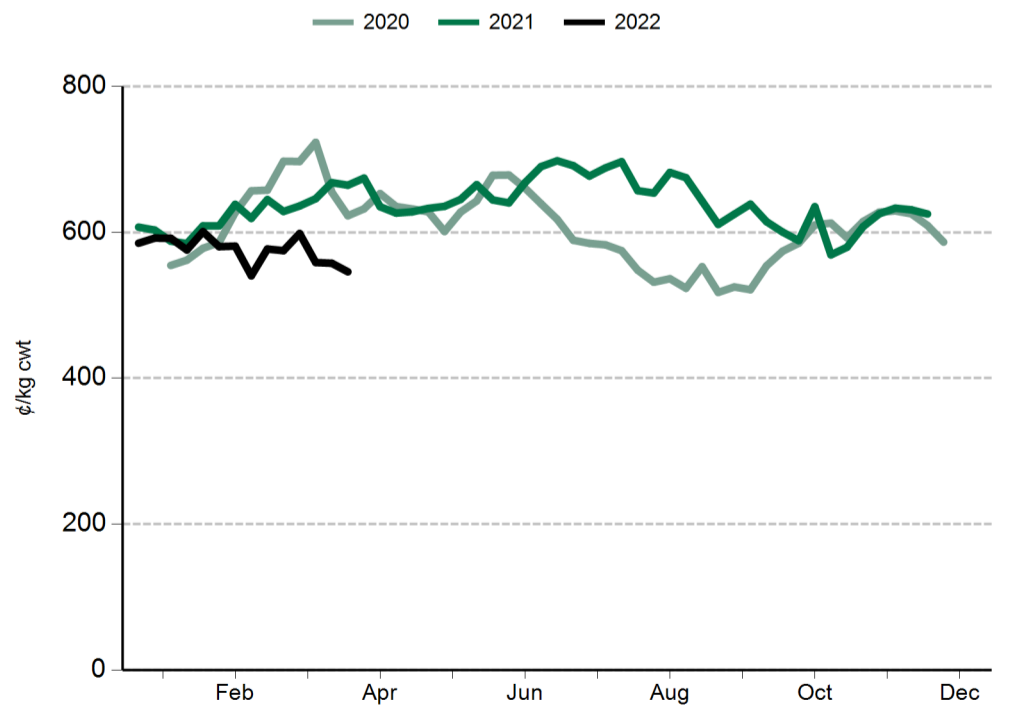
Light lamb



Heavy lamb



Mutton

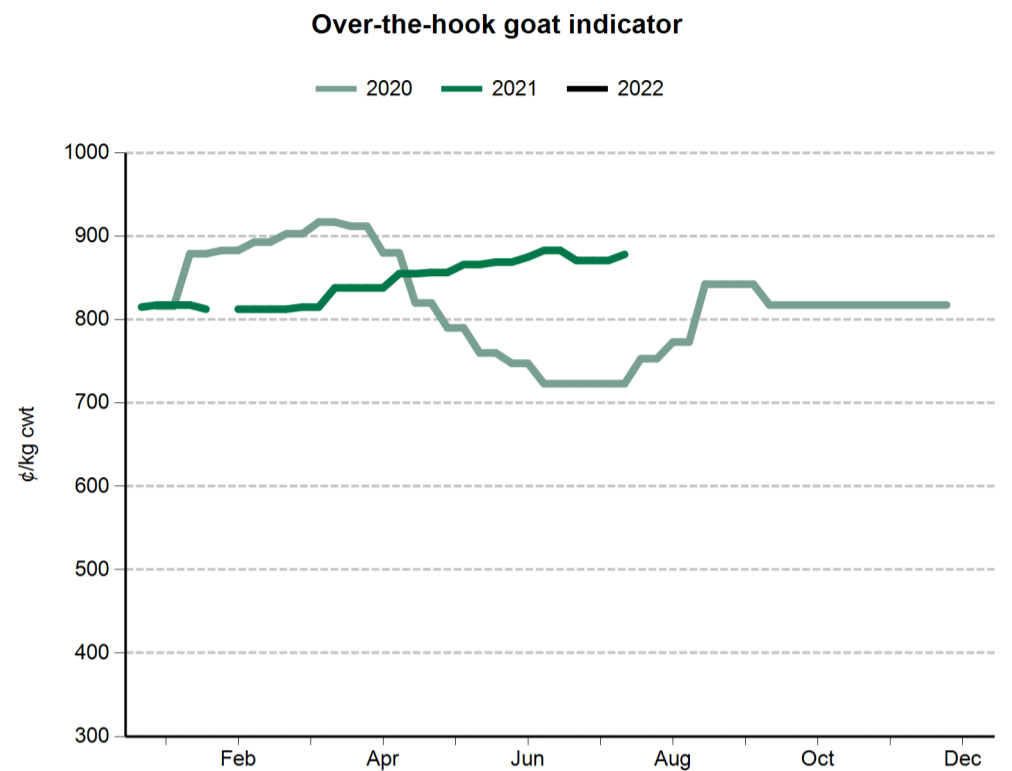


General statistics

Over-the-hooks goat indicators (A¢/kg cwt)	9 Apr 2021
8.1-10kg	838
10.1-12kg	838
12.1-16kg	838
16.1-20kg	838
20.1kg+	838

Skin indicators - Lambs	
2" +	16.1 - 20kg
	20.1 - 24kg
	24.1kg +
1" - 2"	16.1 - 20kg
	20.1 - 24kg
	24.1kg +
0.5" - 1"	16.1 - 20kg
	20.1 - 24kg
	24.1kg +
New Season	16.1 - 20kg
	20.1 - 24kg
	24.1kg +

Skin indicators - Merino sheep (average 25 micron)	
1.5" - 2"	16.1 - 20kg
	20.1 - 24kg
	24.1kg +



Grain prices - Darling Downs (A\$/tonne)	1 Apr 2022	25 Mar 2022	2 Apr 2021
Wheat	380	383	290
Barley	335	330	260
Sorghum	365	365	300
Grain prices - Riverina (A\$/tonne)			
Wheat	nq	nq	265
Barley	315	320	nq

Source: Profarmer Australia

PLEASE NOTE

MLA no longer reports on fodder prices, tallow prices or the EMI on a weekly basis.

These can be accessed separately through these links:

- [Fodder prices \(Dairy Australia\)](#)
- [Tallow prices \(MLA monthly co-product report\)](#)
- [EMI \(AWEX\)](#)

US imported beef prices (CIF)		25 Mar 2022	2 Apr 2021
Bull 95CL	US¢/lb	320.5	260.0
	A¢/kg	941.9	750.5
Cow 90CL	US¢/lb	296.5	240.0
	A¢/kg	871.4	692.8
CC/CF 85CL	US¢/lb	271.5	220.5
	A¢/kg	797.9	636.5
Shank 90CL	US¢/lb	280.0	244.0
	A¢/kg	822.9	704.3
Trim 85CL	US¢/lb	271.0	219.5
	A¢/kg	796.5	633.6
Trim 80CL	US¢/lb	nq	177.5
	A¢/kg	nq	512.4
Trim 75CL	US¢/lb	nq	175.0
	A¢/kg	nq	505.1
Trim 65CL	US¢/lb	nq	nq
	A¢/kg	nq	nq
Outside flats	US¢/lb	nq	nq
	A¢/kg	nq	nq
Knuckles	US¢/lb	307.5	287.5
	A¢/kg	903.7	829.9
Inside cap off	US¢/lb	355.0	327.5
	A¢/kg	1043.3	945.3

Source: Steiner Consulting Group

