

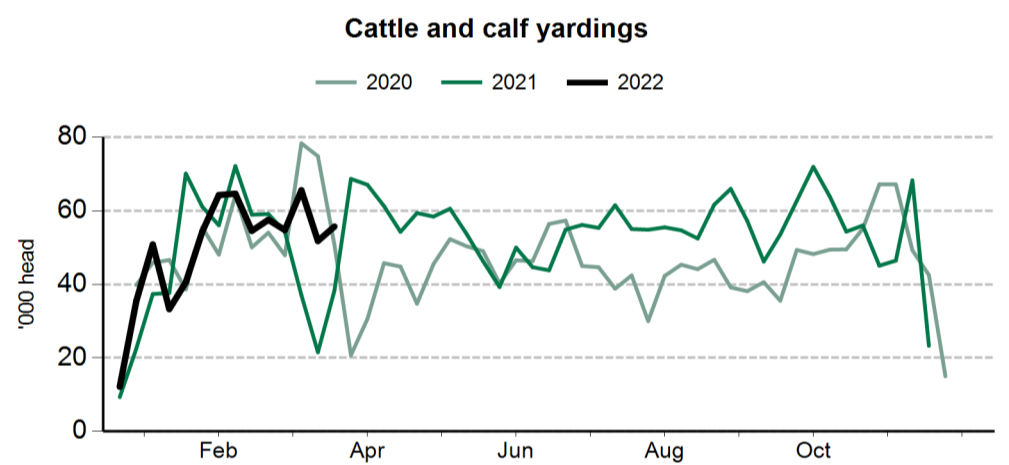
The following weekly statistical summary includes the following information:

- **Livestock movements**.....pages 1-2
 - Cattle yardings
 - Sheep yardings
 - Cattle slaughter
 - Sheep, lamb and goat slaughter
- **Cattle price indicators**.....pages 3-4
 - Saleyard indicators
 - Over-the-hook indicators
 - Live export indicators
- **Sheep and lamb indicators**.....pages 5-6
 - Saleyard indicators
 - Over-the-hook indicators
 - Live export indicators
- **General statistics**.....page 7
 - Over-the-hook goat indicators
 - Skin price indicators
 - Weekly US imported beef indicators

Cattle movements

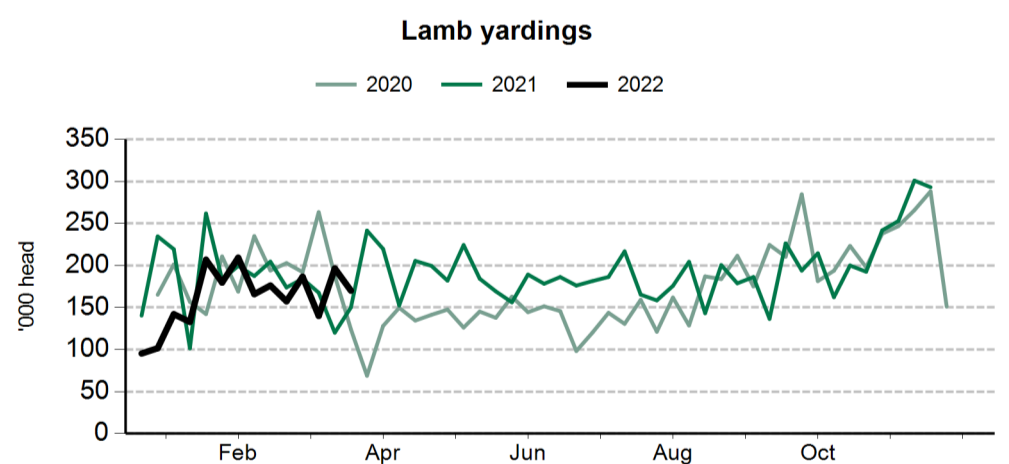
Cattle saleyard throughput		8 Apr 2022	1 Apr 2022	9 Apr 2021
Queensland	Cattle	6,872	16,053	25,474
NSW	Cattle	7,126	15,516	15,591
Victoria	Cattle	2,597	8,854	8,599
SA	Cattle	386	1,169	2,131
WA	Cattle	615	1,301	2,467
Tasmania	Cattle	132	273	145

Cattle slaughter		1 Apr 2022	9 Apr 2021
Queensland	Cattle	47,666	49,814
	Calves	32	36
NSW	Cattle	26,314	25,769
	Calves	25	2,279
Victoria	Cattle	11,824	13,381
	Calves	2,252	3,087
SA	Cattle	3,332	1,423
	Calves	1	7
Tasmania	Cattle	4,247	4,464
	Calves	530	51

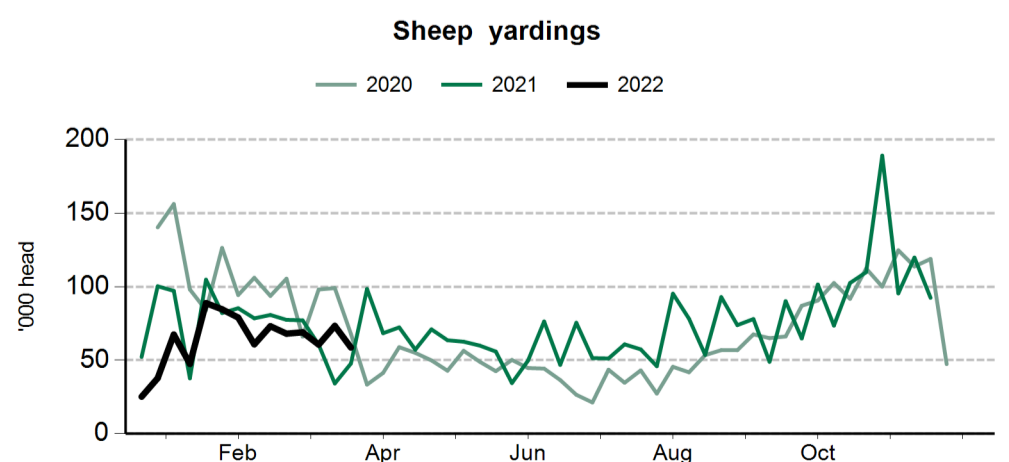


Smallstock movements

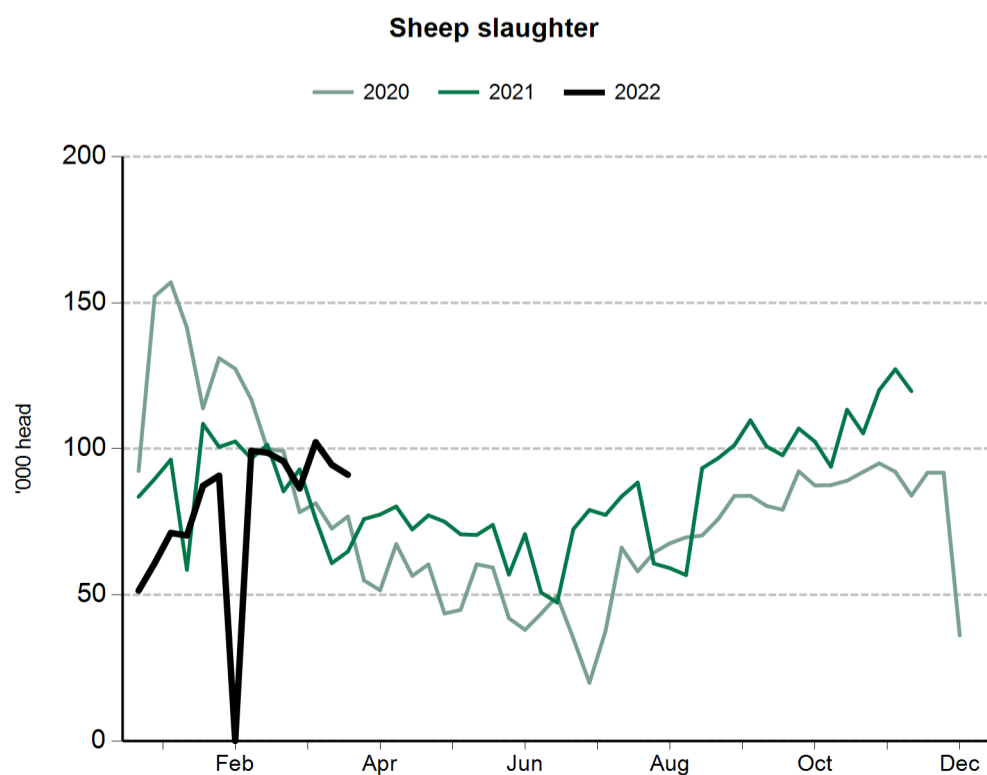
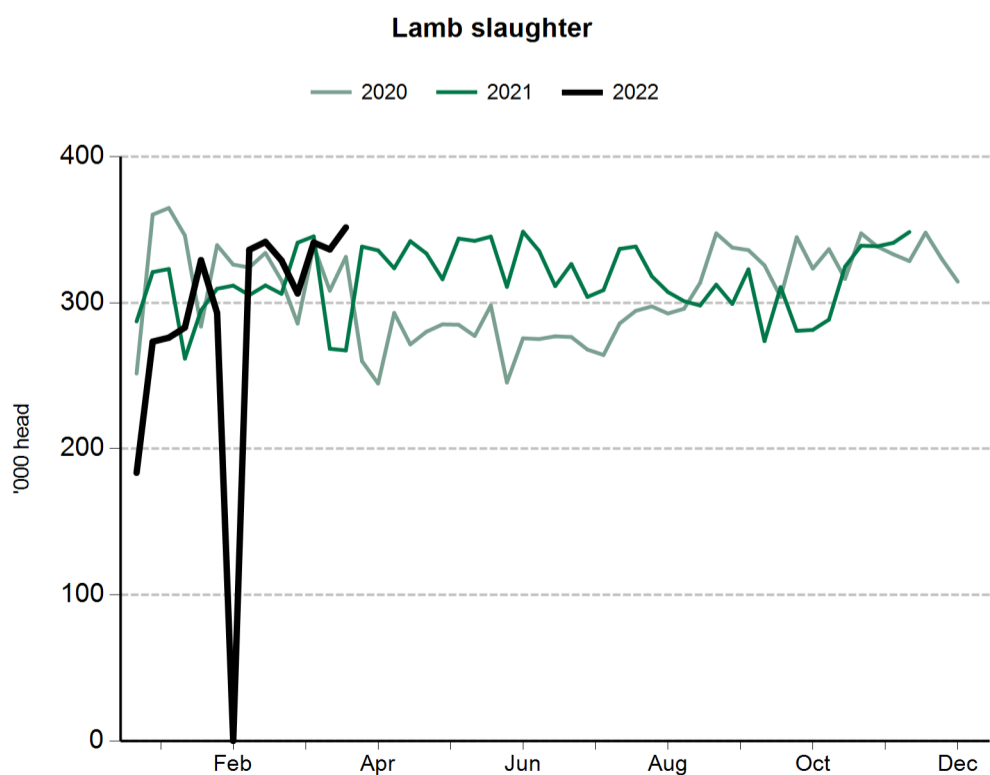
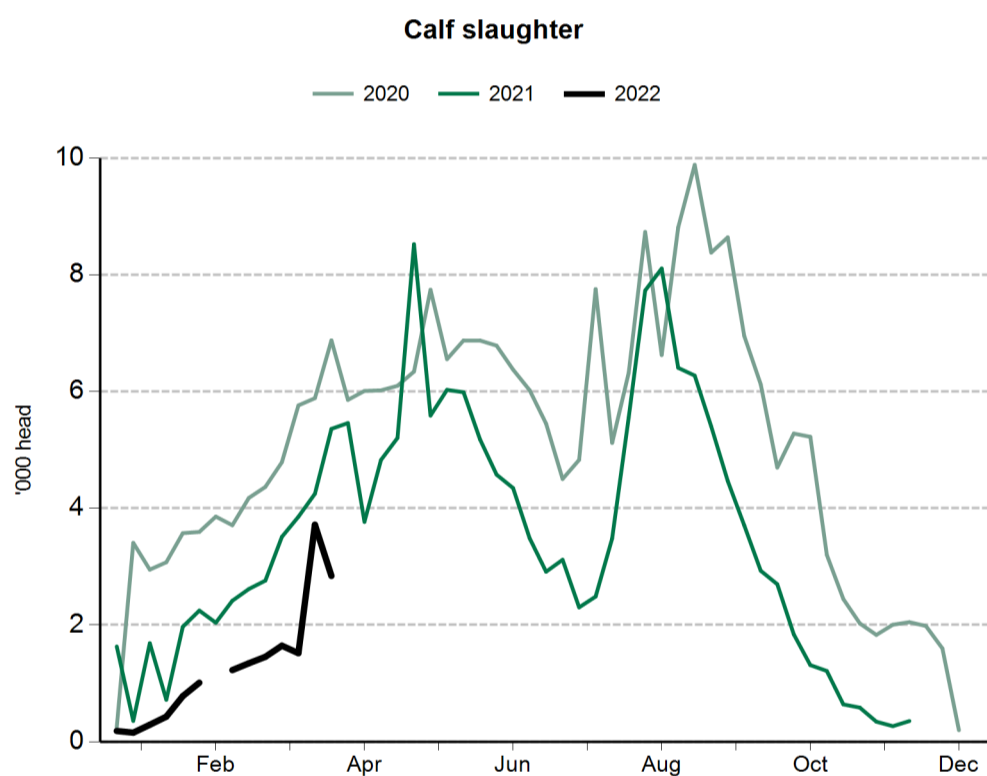
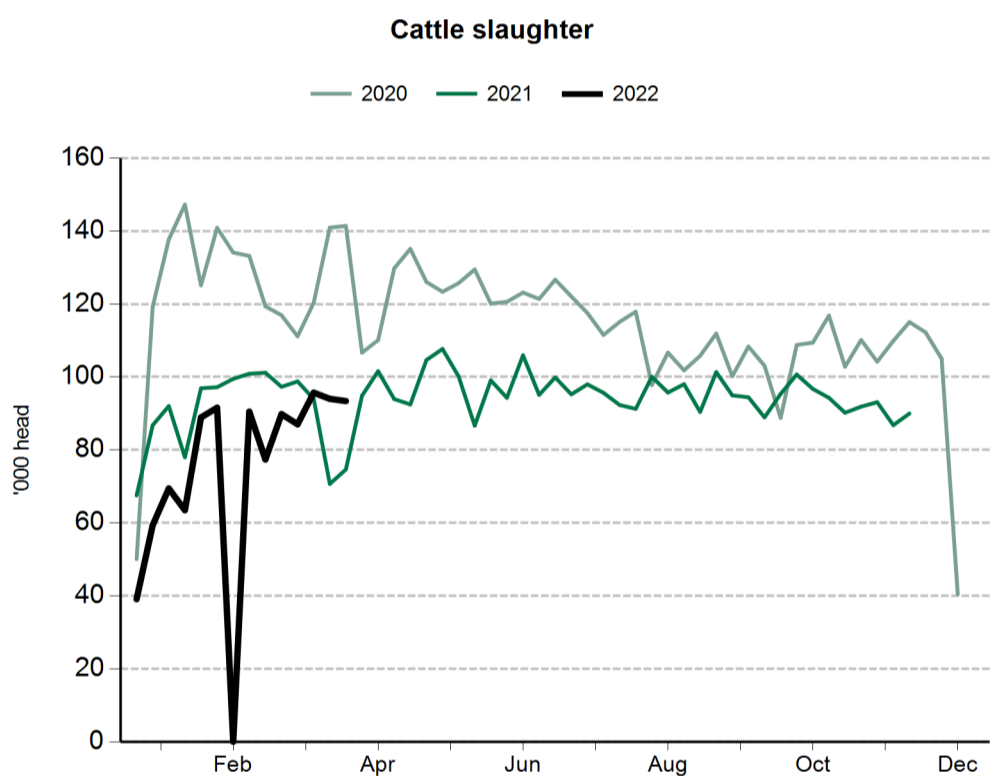
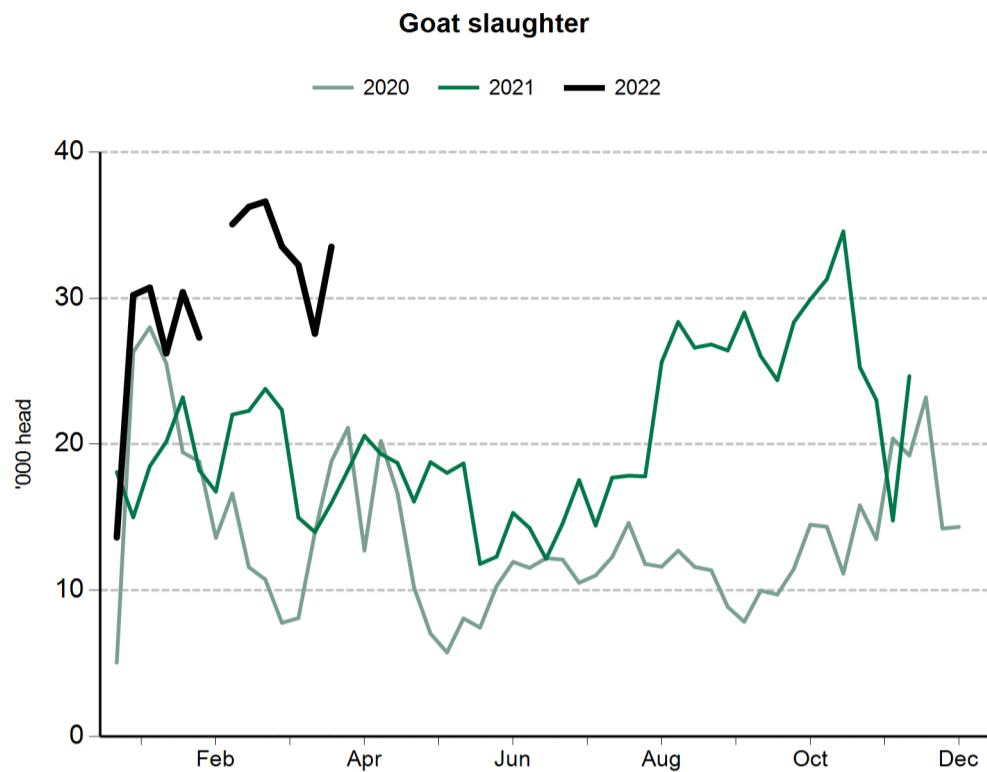
Sheep and lamb saleyard throughput		8 Apr 2022	1 Apr 2022	9 Apr 2021
NSW	Lambs	34,429	81,900	107,641
	Sheep	14,621	29,010	33,140
Victoria	Lambs	35,727	71,281	100,059
	Sheep	10,726	24,490	35,827
SA	Lambs	6,975	11,441	16,760
	Sheep	1,448	2,288	15,699
WA	Lambs	2,304	3,713	12,198
	Sheep	853	1,996	9,569
Tasmania	Lambs	868	1,213	3,142
	Sheep	nq	766	3,115



Sheep and lamb slaughter		1 Apr 2022	9 Apr 2021
Queensland	Lambs	105	306
	Sheep	4	1,555
NSW	Lambs	114,793	108,401
	Sheep	44,449	38,812
Victoria	Lambs	183,795	168,321
	Sheep	38,652	31,694
SA	Lambs	46,386	56,408
	Sheep	6,972	2,491
Tasmania	Lambs	6,422	4,962
	Sheep	1,001	1,350



Goat slaughter		1 Apr 2022	9 Apr 2021
Queensland	Goats	11,690	7,582
NSW	Goats	1,521	1,719
Victoria	Goats	14,587	6,854
SA	Goats	5,716	2,051
Tasmania	Goats	nq	nq



Cattle prices

National saleyard indicators	Live weight	Muscle/Fat	Unit	12 Apr 2022	13 Apr 2021
Restocker Steer	200-280kg	C2	¢/kg lwt	663	571
Feeder Steer	330-400kg	C2	¢/kg lwt	573	463
Vealer Steer	280-330kg	C2	¢/kg lwt	638	526
			¢/kg cwt	1198	1004
Trade Steer	330-400kg	C3	¢/kg lwt	554	465
			¢/kg cwt	1018	848
Medium Steer	400-500kg	C3	¢/kg lwt	412	404
			¢/kg cwt	775	754
Heavy Steer	500-600kg	C4	¢/kg lwt	445	383
			¢/kg cwt	815	691
Medium Cow	400-520kg	D3	¢/kg lwt	326	280
			¢/kg cwt	665	575
Eastern Young Cattle Indicator (EYCI)			¢/kg cwt	1086.00	893

Eastern states OTH indicators	Carcase weight	Muscle	Unit	16 Apr 2021
Trade steer	240-260kg	A-C	¢/kg cwt	633
Medium steer	260-280kg	A-C	¢/kg cwt	639
Heavy steer	300-400kg	A-C	¢/kg cwt	649
Medium cow	260-280kg	A-E	¢/kg cwt	539
MSA trade steer	240-260kg	A-C	¢/kg cwt	640

Feeder cattle indicators - paddock sales		Unit
Domestic		
Steers 280-350kg		¢/kg lwt
Heifers 280-350kg		¢/kg lwt
Export		
Shortfed 100-120 DOF		¢/kg lwt
Mediumfed 120-220 DOF		¢/kg lwt
Longfed 220+ DOF		¢/kg lwt

State saleyard indicators				Queensland		NSW		Victoria		SA		Tasmania
Category	Live weight	Muscle/Fat	Unit	12 Apr 2022	13 Apr 2021	12 Apr 2022	13 Apr 2021	12 Apr 2022	13 Apr 2021	12 Apr 2022	13 Apr 2021	13 Apr 2021
Restocker Steer	200-280kg	C2	¢/kg lwt	660	561	696	661	nq	nq	nq	nq	nq
Feeder Steer	330-400kg	C2	¢/kg lwt	567	468	579	461	588	450	562	nq	nq
Vealer Steer	280-330kg	C2	¢/kg lwt	517	414	652	535	600	486	580	481	nq
			¢/kg cwt	994	790	1217	1012	1123	920	1160	962	nq
Trade Steer	330-400kg	C3	¢/kg lwt	526	415	572	472	524	462	558	439	nq
			¢/kg cwt	957	716	1040	842	956	872	1099	854	nq
Medium Steer	400-500kg	C3	¢/kg lwt	327	363	487	413	526	415	524	400	nq
			¢/kg cwt	614	671	897	768	987	773	1038	757	nq
Heavy Steer	500-600kg	C4	¢/kg lwt	413	364	468	385	467	389	nq	nq	nq
			¢/kg cwt	746	673	848	692	864	720	nq	nq	nq
Medium Cow	400-520kg	D3	¢/kg lwt	320	274	355	292	328	292	nq	nq	nq
			¢/kg cwt	651	563	745	607	662	587	nq	nq	nq

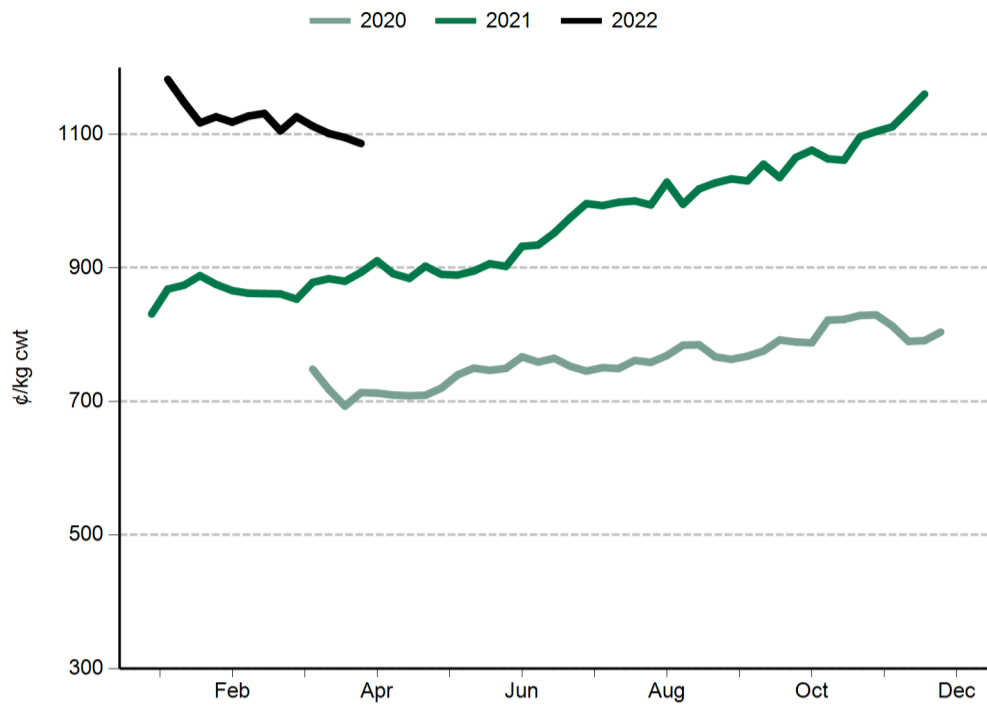
State over-the-hooks indicators				Queensland	NSW	Victoria	SA	Tasmania
Category	Carcase weight	Muscle	Unit	16 Apr 2021	16 Apr 2021	16 Apr 2021	16 Apr 2021	16 Apr 2021
Trade steer	240-260kg	A-C	¢/kg cwt	654	650	677	nq	551
Medium steer	260-280kg	A-C	¢/kg cwt	649	636	678	nq	595
Heavy steer	300-400kg	A-C	¢/kg cwt	659	646	684	nq	605
Medium cow	260-280kg	A-E	¢/kg cwt	550	550	529	569	497
MSA trade steer	240-260kg	A-C	¢/kg cwt	657	659	nq	605	nq

WA saleyard indicators	Unit	12 Apr 2022	13 Apr 2021
WYCI	¢/kg cwt	1202	975
Medium Cow	¢/kg lwt	334	287
Medium Steer	¢/kg lwt	424	379

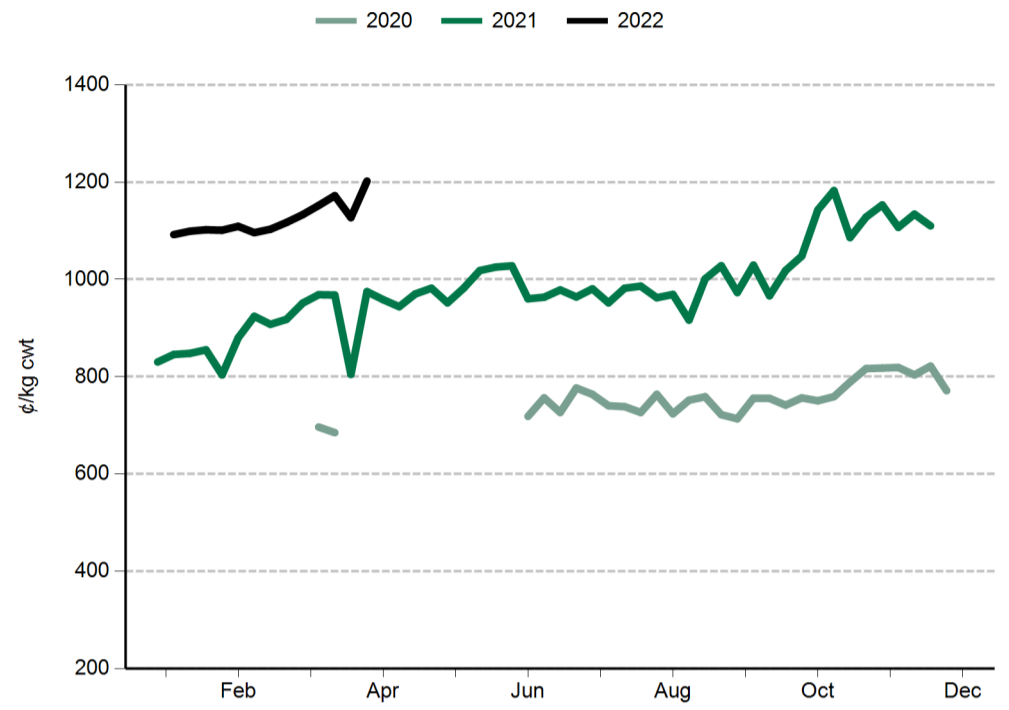
WA over-the-hooks indicators	Unit	16 Apr 2021
Grassfed yearling	¢/kg cwt	710
Grainfed yearling	¢/kg cwt	710
MSA yearling	¢/kg cwt	730

Live Export Price Quotes			Unit	1 Apr 2022	9 Apr 2021
Light Steer	260 - 360 kg	Townsville	¢/kg lwt	nq	390
	260 - 360 kg	Darwin	¢/kg lwt	nq	nq
Light Heifer	260 - 360 kg	Townsville	¢/kg lwt	nq	375
	260 - 360 kg	Darwin	¢/kg lwt	nq	nq

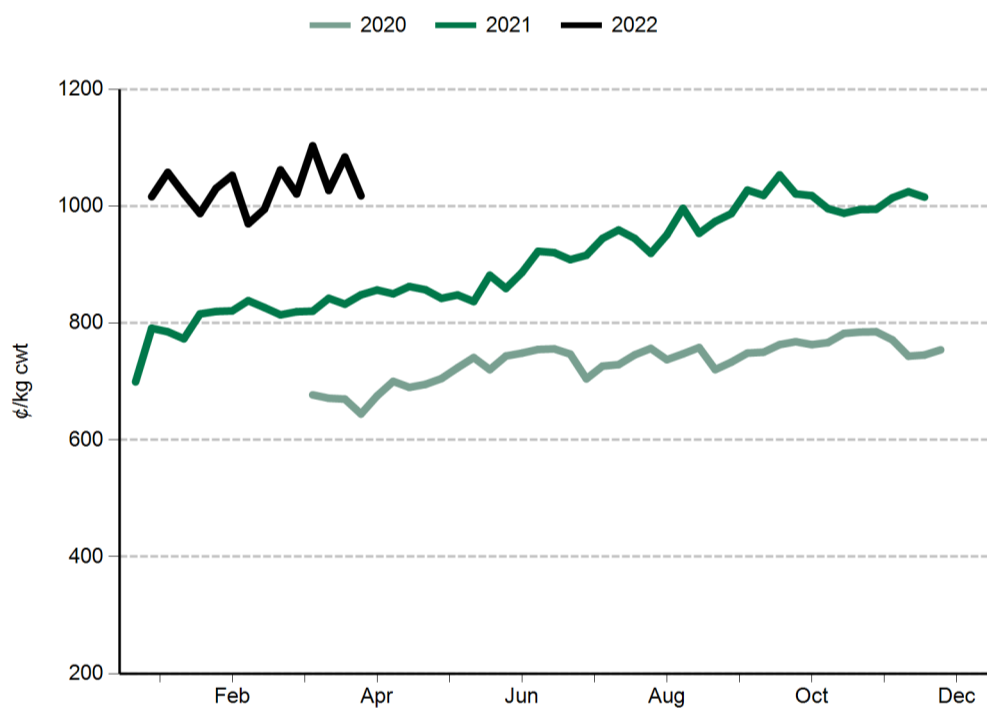
Eastern Young Cattle Indicator (EYCI)



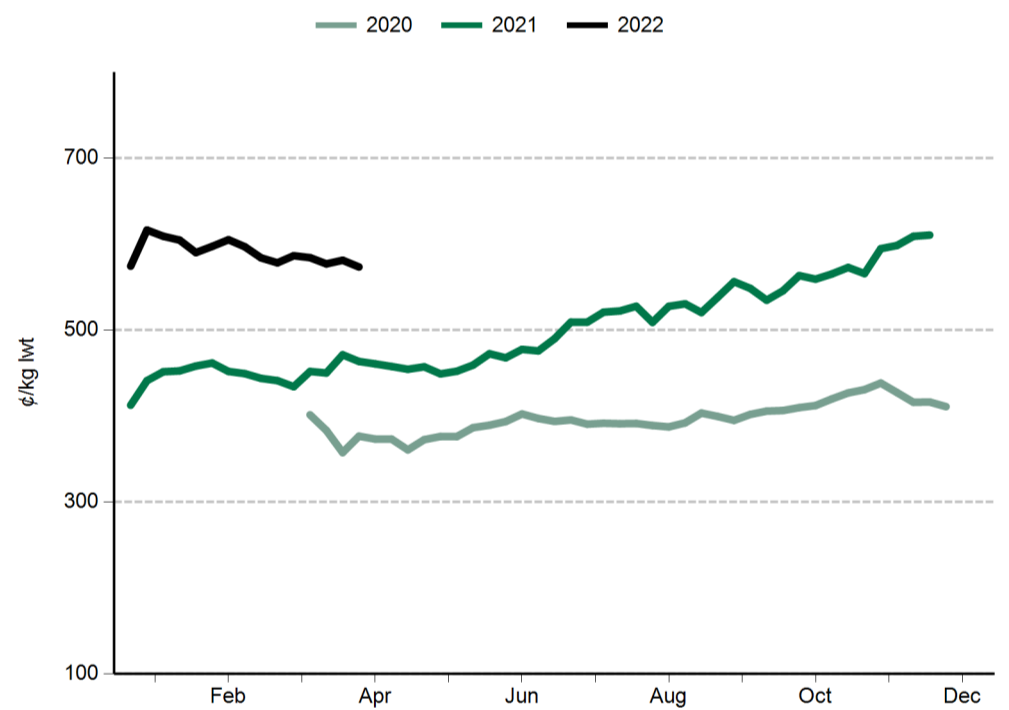
Western Young Cattle Indicator (WYCI)



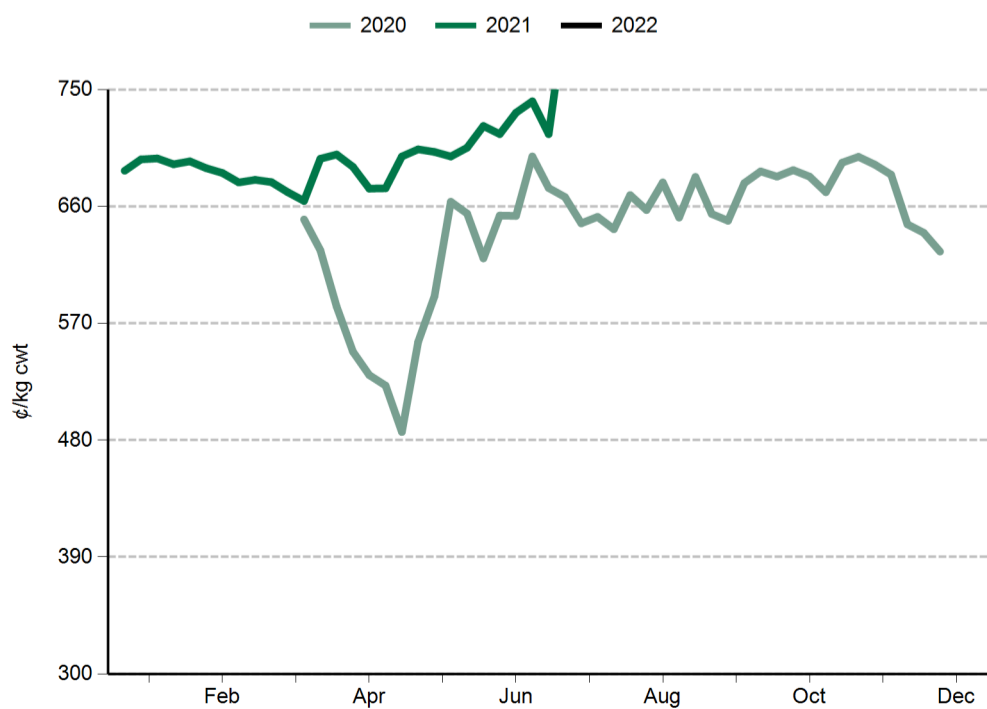
Trade steer



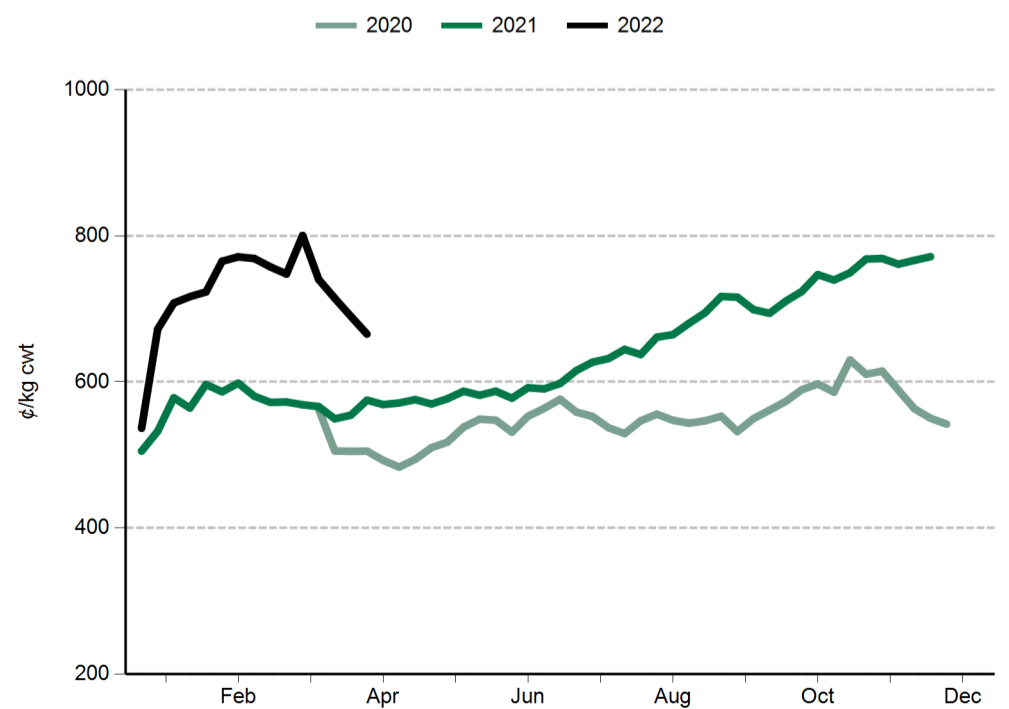
Feeder steer



Heavy steer



Medium cow



Sheep and lamb prices

Eastern States Trade Lamb Indicator (¢/kg cwt)	12 Apr 2022	13 Apr 2021
ESTLI	782	826

National saleyard sheep and lamb indicators (¢/kg cwt)		12 Apr 2022	13 Apr 2021
Merino lamb	16-22kg	694	761
Restocker/feeder lamb	0-18kg	843	945
Light lamb	12-18kg	748	851
Trade lamb	18-22kg	781	822
Heavy lamb	22+kg	804	793
Mutton	18-24kg	568	674

National OTH sheep and lamb indicators (¢/kg cwt)		16 Apr 2021
Medium trade lamb	18-20kg	767
Heavy trade lamb	20-22kg	767
Heavy lamb	22-24kg	765
Mutton	18-24kg	648

State saleyard sheep and lamb indicators (¢/kg cwt)		Victoria		NSW		SA		WA		Tasmania	
		12 Apr 2022	13 Apr 2021	12 Apr 2022	13 Apr 2021	12 Apr 2022	13 Apr 2021	12 Apr 2022	13 Apr 2021	12 Apr 2022	13 Apr 2021
Merino lamb	16-22kg	597	752	704	776	702	767	710	719	nq	nq
Restocker/feeder lamb	0-18kg	804	898	898	1022	610	938	nq	709	603	1042
Light lamb	12-18kg	728	858	799	911	678	836	689	717	692	800
Trade lamb	18-22kg	771	836	791	831	711	776	707	744	759	794
Heavy lamb	22+kg	734	787	813	808	728	758	687	808	668	754
Mutton	18-24kg	566	686	579	681	529	649	350	561	505	695

Over-the-hooks sheep and lamb indicators (¢/kg cwt)		Victoria	NSW	SA	WA	Tasmania
		16 Apr 2021	16 Apr 2021	16 Apr 2021	16 Apr 2021	16 Apr 2021
Medium trade lamb	18-20kg	777	770	780	740	nq
Heavy trade lamb	20-22kg	777	770	780	740	nq
Heavy lamb	22-24kg	772	770	780	740	nq
Mutton	18-24kg	664	680	627	620	nq

Live export price quotes (A\$/head)		5 Apr 2022	13 Apr 2021
Live wether	Muchea	113	142

Glossary:

cwt – carcase weight

lwt – live weight

OTH – over-the-hooks. Refers to the marketing of cattle/sheep/lambs directly from the farm to an abattoir where a producer is paid for the value of the carcase based on a sliding grid.

CIF – Cost, insurance, freight. The quoted price for the goods including freight and insurance costs delivered to final destination.

C&F – Cost and freight. Refers to the quoted price for the goods, including freight to the delivery point, but not insurance.

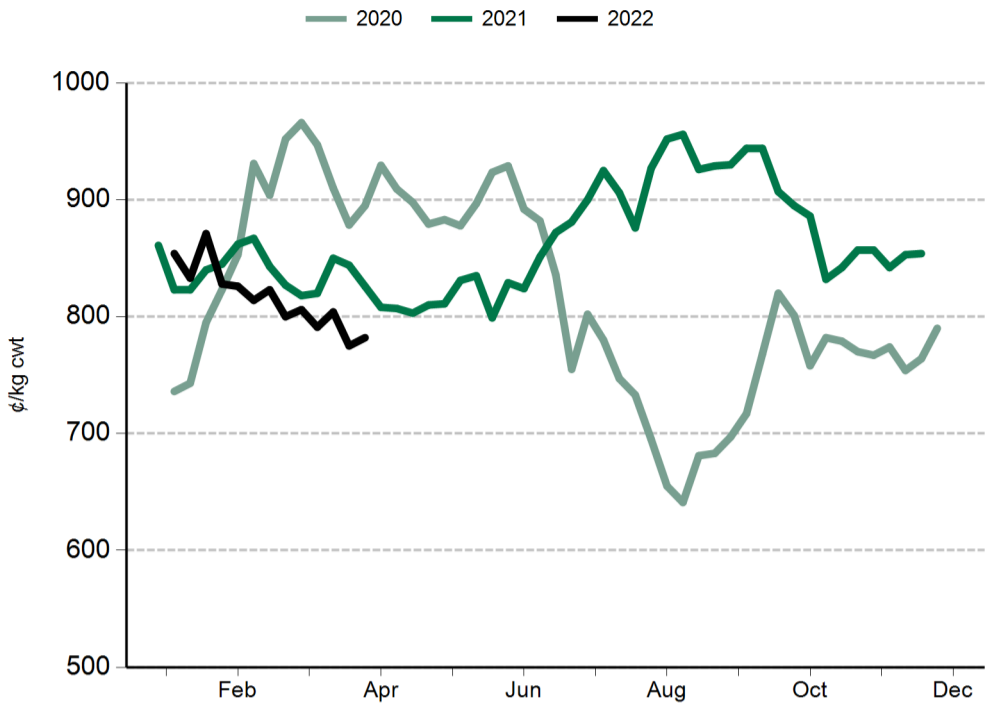
FAS – Free alongside ship. Refers to export price quotes where the seller is obliged to pay warehouse services, packing, inland freight and port charges, but not placement of goods onto the ship. The buyer is obliged to pay overseas freight, charges in foreign port, customs duties, quarantine and delivery to final destination. (See also 'FOB').

EYCI – Eastern Young Cattle Indicator. A seven day rolling average from 24 saleyards across NSW, Victoria and Queensland. It includes vealer and yearling heifers and steers, grade score C2 or C3, with live weight from 200kg.

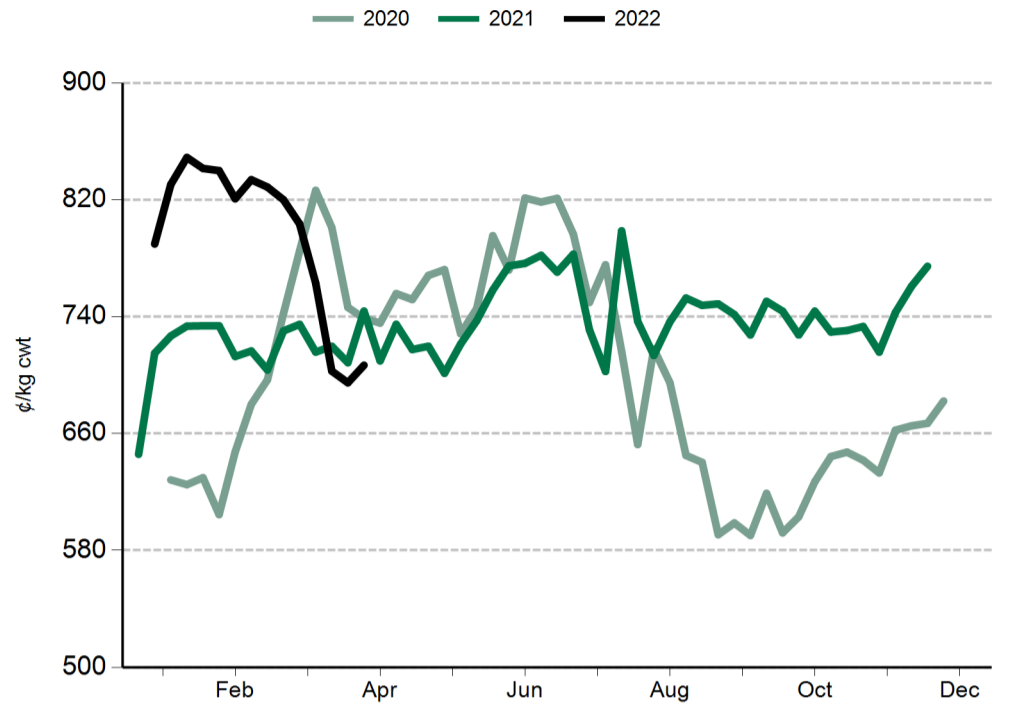
WYCI – Western Young Cattle Indicator. A benchmark of the value of young cattle in WA saleyards. It includes vealer and yearling heifers and steers, grade score C2 or C3, 180kg+ live weight.

All data is collected by MLA's NLRs, unless specified otherwise.

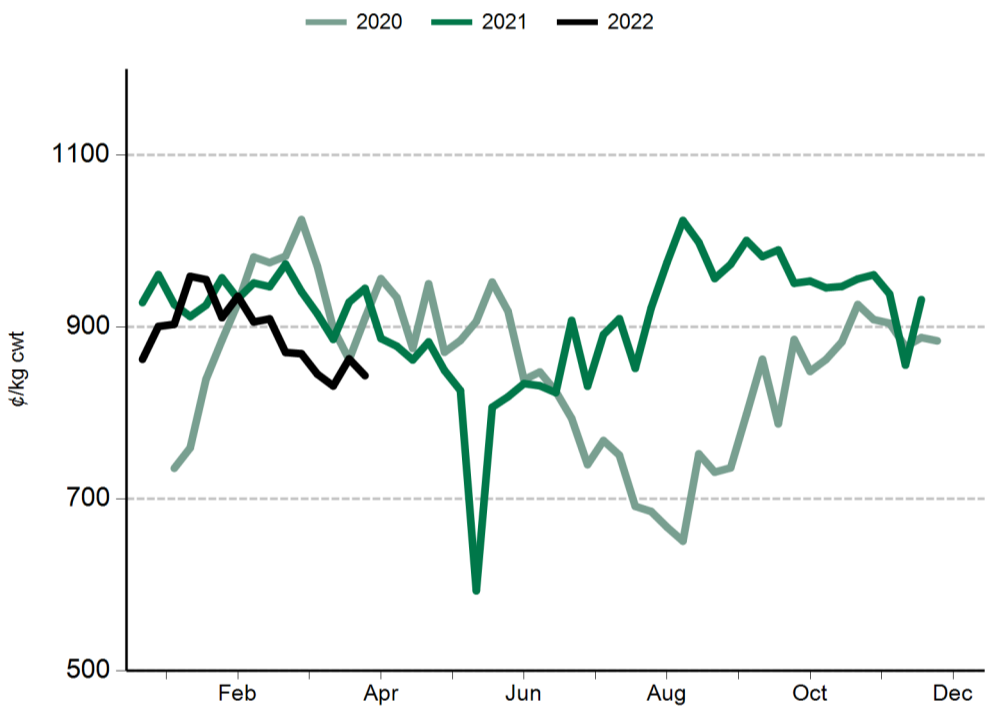
Eastern States Trade Lamb Indicator (ESTLI)



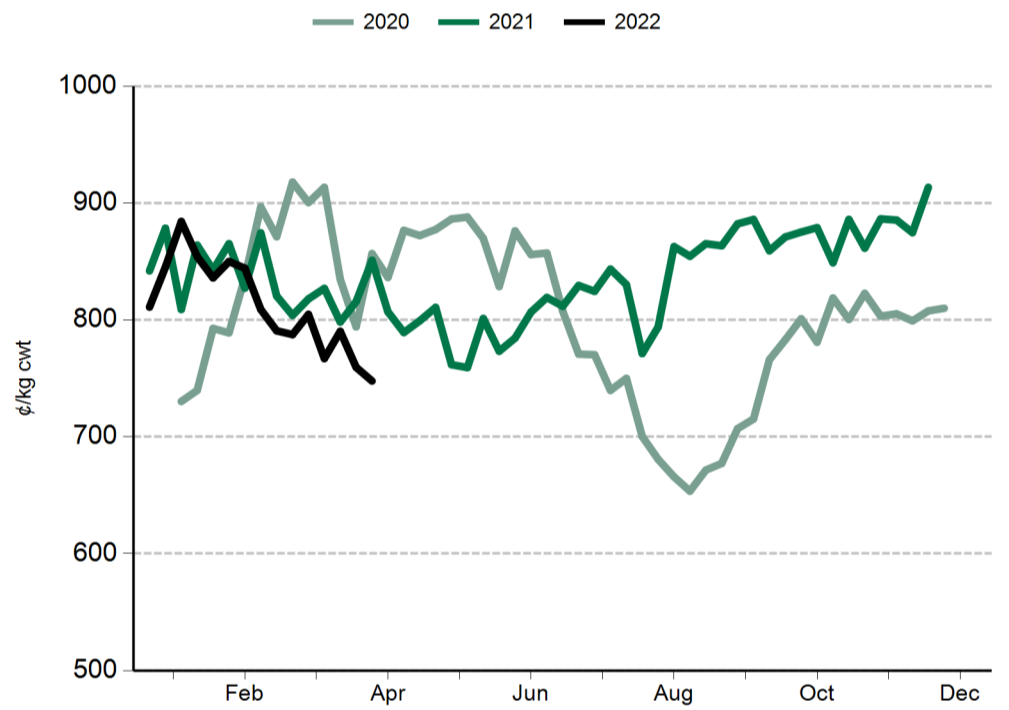
Western Trade Lamb Indicator (WTLI)



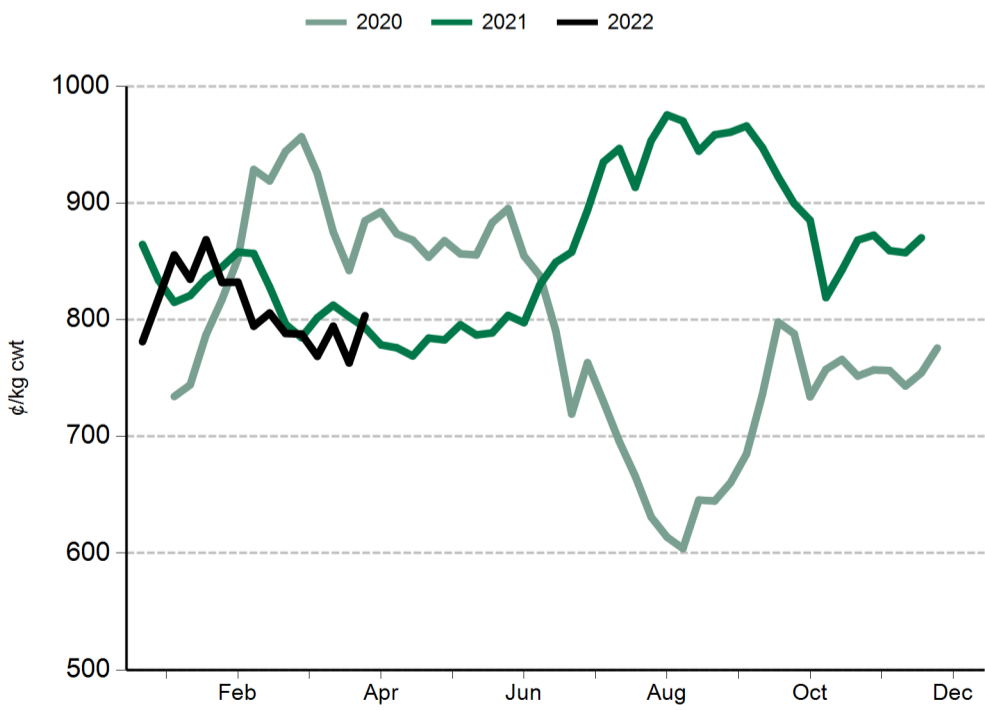
Restocker lamb



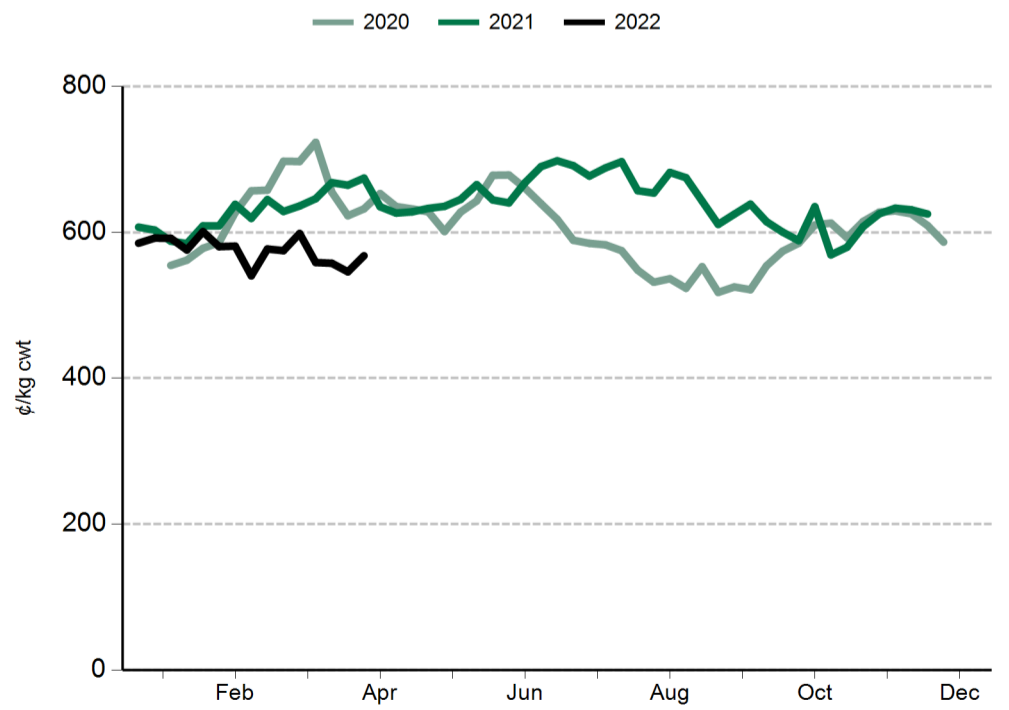
Light lamb



Heavy lamb



Mutton

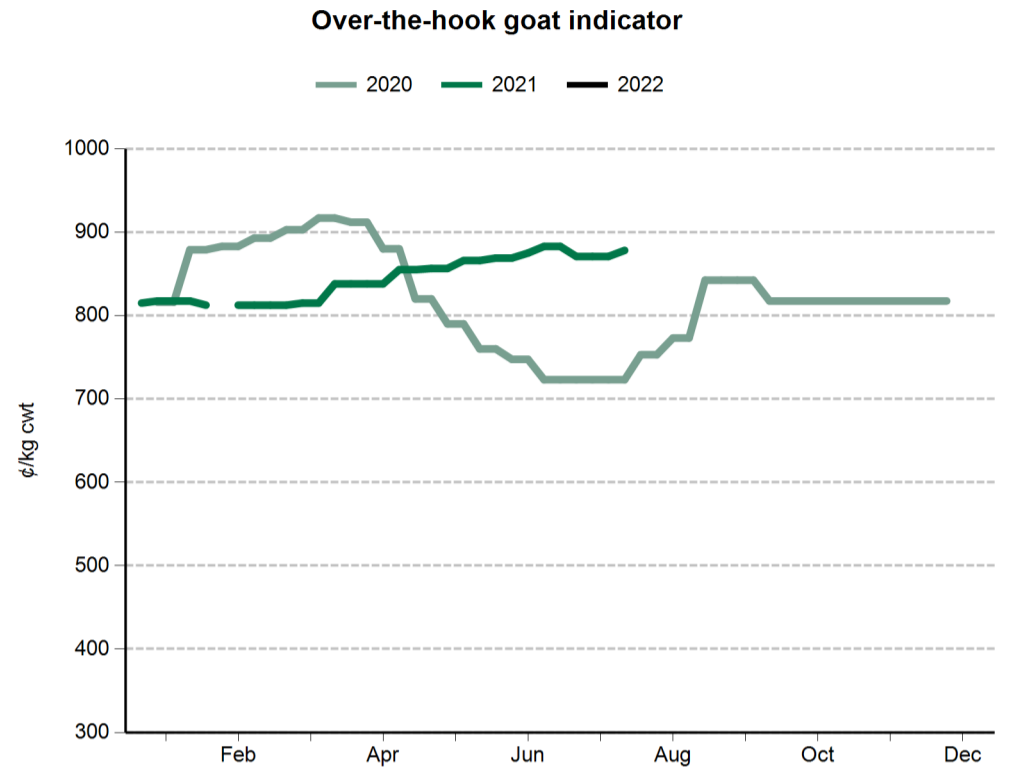


General statistics

Over-the-hooks goat indicators (A¢/kg cwt)	16 Apr 2021
8.1-10kg	838
10.1-12kg	838
12.1-16kg	838
16.1-20kg	838
20.1kg+	838

Skin indicators - Lambs	
2" +	16.1 - 20kg
	20.1 - 24kg
	24.1kg +
1" - 2"	16.1 - 20kg
	20.1 - 24kg
	24.1kg +
0.5" - 1"	16.1 - 20kg
	20.1 - 24kg
	24.1kg +
New Season	16.1 - 20kg
	20.1 - 24kg
	24.1kg +

Skin indicators - Merino sheep (average 25 micron)	
1.5" - 2"	16.1 - 20kg
	20.1 - 24kg
	24.1kg +



Grain prices - Darling Downs (A\$/tonne)	8 Apr 2022	1 Apr 2022	9 Apr 2021
Wheat	385	380	293
Barley	355	335	268
Sorghum	335	365	300
Grain prices - Riverina (A\$/tonne)			
Wheat	nq	nq	270
Barley	345	315	nq

Source: Profarmer Australia

PLEASE NOTE

MLA no longer reports on fodder prices, tallow prices or the EMI on a weekly basis.

These can be accessed separately through these links:

- [Fodder prices \(Dairy Australia\)](#)
- [Tallow prices \(MLA monthly co-product report\)](#)
- [EMI \(AWEX\)](#)

US imported beef prices (CIF)		1 Apr 2022	9 Apr 2021
Bull 95CL	US¢/lb	320.5	263.5
	A¢/kg	942.1	756.3
Cow 90CL	US¢/lb	297.5	244.0
	A¢/kg	874.5	700.4
CC/CF 85CL	US¢/lb	270.5	225.5
	A¢/kg	795.1	647.3
Shank 90CL	US¢/lb	280.0	250.0
	A¢/kg	823.1	717.6
Trim 85CL	US¢/lb	270.5	224.0
	A¢/kg	795.1	643.0
Trim 80CL	US¢/lb	nq	199.0
	A¢/kg	nq	571.2
Trim 75CL	US¢/lb	nq	175.0
	A¢/kg	nq	502.3
Trim 65CL	US¢/lb	nq	nq
	A¢/kg	nq	nq
Outside flats	US¢/lb	nq	nq
	A¢/kg	nq	nq
Knuckles	US¢/lb	307.5	295.0
	A¢/kg	903.9	846.8
Inside cap off	US¢/lb	355.0	340.0
	A¢/kg	1043.5	975.9

Source: Steiner Consulting Group

